

PRODUCT CATALOGUE

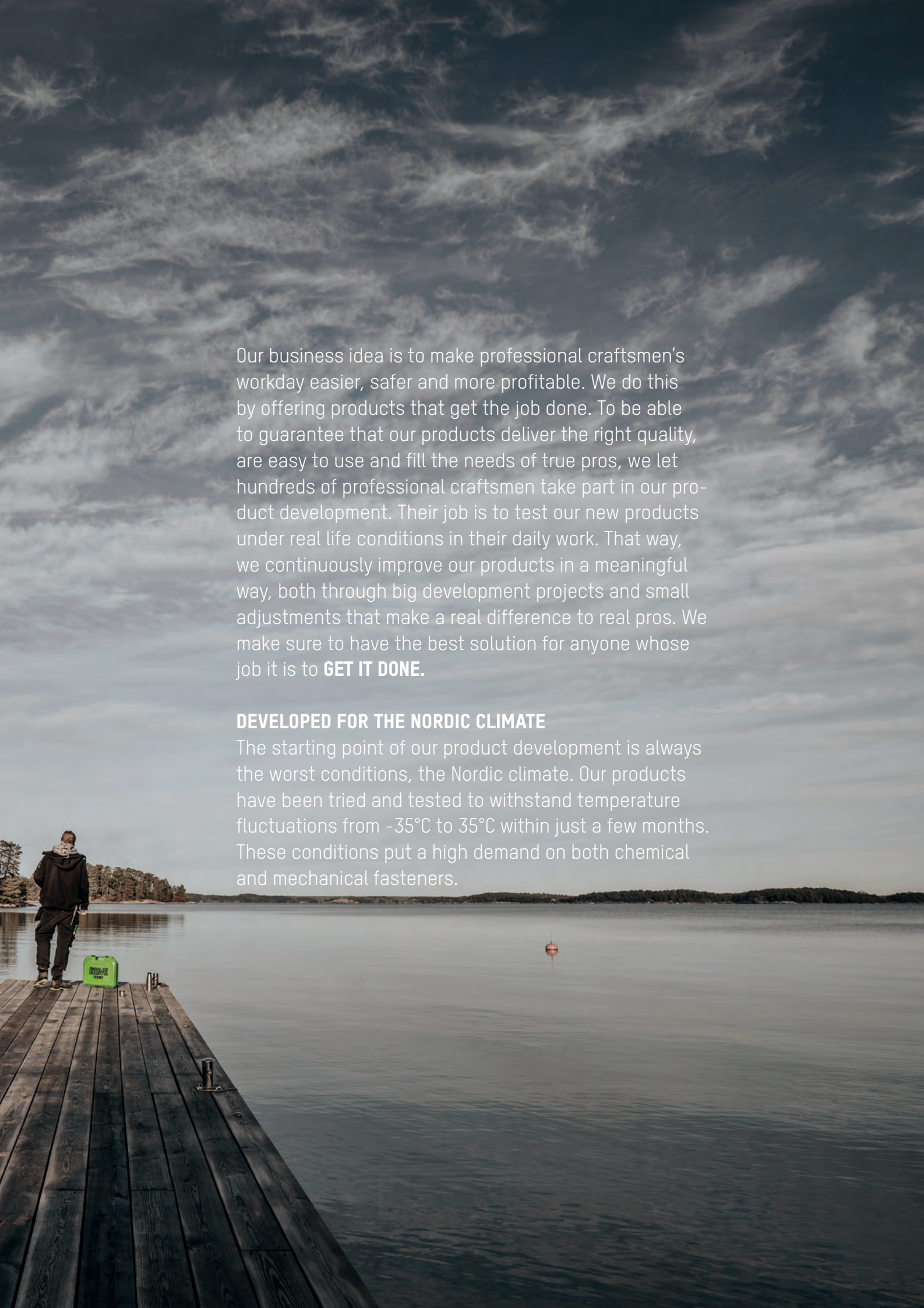


ESSEVE

GET IT DONE

GET
IT
DONE



A person in dark clothing stands on a wooden dock extending into a calm lake. A bright green toolbox sits on the dock near the person. The sky is filled with soft, wispy clouds. In the distance, a small red buoy is visible in the water.

Our business idea is to make professional craftsmen's workday easier, safer and more profitable. We do this by offering products that get the job done. To be able to guarantee that our products deliver the right quality, are easy to use and fill the needs of true pros, we let hundreds of professional craftsmen take part in our product development. Their job is to test our new products under real life conditions in their daily work. That way, we continuously improve our products in a meaningful way, both through big development projects and small adjustments that make a real difference to real pros. We make sure to have the best solution for anyone whose job it is to **GET IT DONE.**

DEVELOPED FOR THE NORDIC CLIMATE

The starting point of our product development is always the worst conditions, the Nordic climate. Our products have been tried and tested to withstand temperature fluctuations from -35°C to 35°C within just a few months. These conditions put a high demand on both chemical and mechanical fasteners.





STORAGE

CONSTRUCTION- AND WOOD SCREWS

BOARD SCREWS

FRAME FIXINGS

DRYWALL FIXINGS

CONCRETE FASTENERS

ADHESIVES AND SEALANTS

NAIL AND NAIL GUNS

TIMBER ENGINEERING CONNECTORS

BOLTS AND NUTS

RIVETS AND SHEET METAL SCREWS

DRILLS, BITS AND MORE

SYMBOLS

INDOOR

C1

Electro zinc plated, fosfated
corrosivity C1

C2

Hot dip galvanized
corrosivity C2

OUTDOOR

C3

Hot dip galvanized
corrosivity C3

C4

Anti-corrosion treated
corrosivity C4

STAINLESS

A2

Stainless steel A2

A4

Stainless steel, acid proof A4



Indoors/Outdoors, Indoors,
Outdoors



Paintable, Not paintable

MATERIALS



Wood



Drywall



Board



Lightweight concrete



Concrete



Hollow brick




Brick



Natural stone



Hollow core element



Steel



Stainless steel



Aluminium

STORAGE

ESSBOX.....	8
ACCESSORIES.....	10

CASE



ESSBOX CASE

DESCRIPTION

- The case can withstand rough handling and resists both rain and snow.
- The case lid has a padded foam interior, that moulds to the boxes and seals tight. It prevents the contents spilling from the packages, irrespective of whether the lid is fitted.
- The octagonal pattern in the bottom of the case keeps the boxes in place even if the case is not fully loaded.
- A fully packed case can weigh up to 15 kg. To cope with the weight the case has a sturdy and durable handle and a sturdy lock.
- The cases are stackable.
- Meets IP 43 requirements
- Made of 100% ABS
- Recyclable
- Smart storage solutions for cars are available as accessories

Standard Pro Pack

Item no	Width	Height	Depth	Packaging	Contents
460999	520 mm	450 mm	111 mm	PCE	1 PCS

Accessories

Item no	Description	Contents
460985	SPARE PART, LOCK TO ESSBOX	2 PCS



ESSBOX MINI CASE

DESCRIPTION

- The case can withstand rough handling and resists both rain and snow.
- The case lid has a padded foam interior, that moulds to the boxes and seals tight. It prevents the contents spilling from the packages, irrespective of whether the lid is fitted.
- The octagonal pattern in the bottom of the case keeps the boxes in place even if the case is not fully loaded.
- The cases are stackable.
- Meets IP 43 requirements
- Made of 100% ABS
- Recyclable
- Smart storage solutions for cars are available as accessories

Standard Pro Pack

Item no	Width	Height	Depth	Packaging	Contents
460969	435 mm	368 mm	111 mm	PCE	1 PCS

Accessories

Item no	Description	Contents	Width	Height
460968	INSIDE FOAM FOR ESSBOX MINI	1 SET	435 mm	368 mm

SYSTEMER

ESSBOX SYSTEMER CASE

DESCRIPTION

- ESSBOX adjusted bottom tray
- The octagon pattern at the bottom keeps the ESSBOX in place even if the box is not fully packed
- Comes with insert lid
- Padding in the lid that prevents the contents of the boxes from falling out
- Fully compatible with all Systainer with T-Loc
- Semi-compatible with the previous generation of Systainer and can be stacked on top but not below
- Designed for rough handling



Standard Pro Pack

Item no	Width	Height	Depth	Packaging	Contents
460939	369 mm	158 mm	296 mm	PCE	1 PCS

ESSBOX SYSTEMER INSERT

DESCRIPTION

ESSBOX conversion kit for those who already have a Systainer T-Loc. Includes 1 ESSBOX-adapted base with octagonal pattern and Insert lid that prevents the contents of the boxes from falling out. Also includes stickers and plug-in cards for labelling the Systainer.



Standard Pro Pack

Item no	Packaging	Contents
460938	PCE	1 PCS

ESSBOX CASE FOAM FOR INSERTS



ESSBOX CASE FOAM FOR INSERT

DESCRIPTION

Customizable foam interior in 4-layer plastic foam. The user customizes with a knife the shape and depth of the area you wish to create in the case. Ideal for shock-sensitive instruments and similar, but also works for screwdrivers and cartridge guns.

Standard Pro Pack

Item no	Width	Height	Depth	Packaging	Contents
460970	500 mm	410 mm	60 mm	PC	1 SET



ESSBOX MINI CASE FOAM FOR INSERT

DESCRIPTION

Customizable foam interior in 4-layer plastic foam. The user customizes with a knife the shape and depth of the area you wish to create in the case. Ideal for shock-sensitive instruments and similar, but also works for screwdrivers and cartridge guns.

Standard Pro Pack

Item no	Width	Height	Depth	Packaging	Contents
460968	435 mm	368 mm	108 mm	PCE	1 SET



FOAM INSERT FOR CAULKING GUN

DESCRIPTION

Pre-cut inserts customized to accommodate 5-6 x 300 ml tubes, cartridge gun and 1 ESSBOX up to size 206. (6 tubes if a size other than 206 is selected for the ESSBOX-box).

Standard Pro Pack


Item no	Width	Height	Depth	Packaging	Contents
460971	500 mm	410 mm	60 mm	PCE	1 PCS

ESSBOX CASE STAND

ESSBOX CASE STAND

DESCRIPTION

The case rack is dimensioned according to the ESSBOX cases' maximum load. Mounted on the floor so that the cases are stored upright.



Standard Pro Pack

Item no	Packaging	Contents
9912902	PCE	1 PCS

CAR RACK FOR ESSBOX

CAR RACK FOR ESSBOX ORIGINAL 3 CASES

DESCRIPTION

Shelf supports up to 70 kg distributed load. The case rails are dimensioned according to the ESSBOX cases' maximum load. 2 box mats included.



Standard Pro Pack

Item no	Width	Height	Depth	Packaging	Contents
99160001	670 mm	670 mm	470 mm	PCE	1 PCS

CAR RACK FOR ESSBOX ORIGINAL 4 CASES

DESCRIPTION

Car interior rack for ESSBOX Original case with room for 4 cases. The car rack's shelves are specially designed to fit ESSBOX cases and are equipped with guides. When the guides are pulled out, the ESSBOX case's lid can be opened without removing the case from the car rack, which facilitates access to the contents of the case. The car rack with guides has been crash tested in accordance with NS 286 at RISE Research Institutes of Sweden. Supplied with mounting brackets for safe vehicle installation. The rack is compatible with BOB System vehicle fittings.



Standard Pro Pack

Item no	Width	Height	Depth	Packaging	Contents
6529994	520 mm	900 mm	595 mm	PCE	1 PCS



CAR RACK FOR ESSBOX ORIGINAL 7 CASES

DESCRIPTION

Car interior rack for ESSBOX Original case with space for 7 cases. The car rack's shelves are specially designed to fit ESSBOX cases and are equipped with guides. When the guides are pulled out, the ESSBOX case's lid can be opened without removing the case from the car rack, which facilitates access to the contents of the case. The car rack with guides has been crash tested in accordance with NS 286 at RISE Research Institutes of Sweden. Supplied with mounting brackets for safe vehicle installation. The rack is compatible with BOB System vehicle fittings.

Standard Pro Pack					
Item no	Width	Height	Depth	Packaging	Contents
6529997	520 mm	900 mm	595 mm	PCE	1 PCS



CAR RACK FOR ESSBOX MINI 7 CASES

DESCRIPTION

Car interior rack for ESSBOX Mini case with space for 7 cases. The car rack's shelves are specially designed to fit ESSBOX cases and are equipped with guides. When the guides are pulled out, the ESSBOX case's lid can be opened without removing the case from the car rack, which facilitates access to the contents of the case. The car rack with guides has been crash tested in accordance with NS 286 at RISE Research Institutes of Sweden. Supplied with mounting brackets for safe vehicle installation. The rack is compatible with BOB System vehicle fittings.

Standard Pro Pack					
Item no	Width	Height	Depth	Packaging	Contents
6529697	425 mm	900 mm	505 mm	PCE	1 PCS

SHOULDER-STRAP



SHOULDER STRAP FOR ESSBOX CASE

DESCRIPTION

Adjustable.

Standard Pro Pack		
Item no	Packaging	Contents
460960	PCE	1 PCS

RAILS FOR ESSBOX CASE

RAILS 2-PACK

DESCRIPTION

Supplement your car rack with rails. The case rails are adapted according to the ESSBOX cases' maximum load.



Standard Pro Pack

Item no	Packaging	Contents
9912310	PAR	1 PAI

MAT FOR ESSBOX

CARPET FOR ESSBOX CASE

DESCRIPTION

The pattern is adapted to the design of the boxes so that they are stable during transport. Can be trimmed to the size of the shelf. Adapted to System Edström's shelves 470 mm in depth.



Standard Pro Pack

Item no	Width	Height	Packaging	Contents
9916754	40 mm	4 mm	PCE	1 PCS

CARPET FOR SHELF

DESCRIPTION

The pattern is adapted to the design of the boxes so that they are stable during transport. Can be trimmed to the size of the shelf.



Standard Pro Pack

Item no	Width	Packaging	Contents
460965	400 mm	PCE	1 PCS

EXTRA LOCK TO ESSBOX CASE



EXTRA LOCK FOR ESSBOX CASE

Standard Pro Pack

Item no	Packaging	Contents
460985	PC	2 PCS



EXTRA LOCK FOR ESSBOX MINI CASE

Standard Pro Pack

Item no	Packaging	Contents
460986	PC	2 PCS

CONSTRUCTION- AND WOOD SCREWS

- WOOD SCREWS.....17
- DECKING SCREW..... 38
- CONSTRUCTION SCREWS 52
- SPACED INSTALLATION SCREWS 59
- WAFFER HEAD SCREWS.....61
- WOOD CONNECTOR SCREWS71
- ROOFING SCREWS..... 73
- SANDWICH ELEMENT SCREWS..... 84
- WING SCREW 88
- ROOF SCREWS 90
- SKIRTING SCREWS 92
- FLOOR SCREWS 96
- SANITARY SCREWS 98
- ELECTRICAL INSTALLATION SCREWS..... 100
- WINDOW SILL SCREWS102
- DRAIN HOOK SCREWS.....104
- FACADE SCREW105

SYMBOLS

INDOOR

C1

Electro zinc plated, fosfated
corrosivity C1

C2

Hot dip galvanized
corrosivity C2

OUTDOOR

C3

Hot dip galvanized
corrosivity C3

C4

Anti-corrosion treated
corrosivity C4

STAINLESS

A2

Stainless steel A2

A4

Stainless steel, acid proof A4



Indoors/Outdoors, Indoors,
Outdoors



Paintable, Not paintable

MATERIALS



Wood



Drywall



Board



Lightweight concrete



Concrete



Hollow brick



Brick



Natural stone



Hollow core element



Steel



Stainless steel



Aluminium

COUNTERSUNK

WOOD SCREW ESSDRIVE COUNTERSUNK HEAD, STAINLESS STEEL ACID PROOF A4

AREA OF USE


ESSDRIVE Wood screw are intended for most installation work in chipboard, wood, plastic, connectors, plugs etc.

DESCRIPTION

The screw is made of stainless steel A4 for highly exposed environments such as marine environments. It's equipped with TX mount/bits. The screw has a patent head shape that minimizes splinters and gives a good finish result. For length 70mm and longer it has an extra milling thread direct after the ordinary thread that ease the mounting of longer and larger screws. Underneath the head, the screw has cutting mills that cut the wood fibers and recess the screw into the wood with a smooth surface without splinters. The head also works well in recessed connectors though it doesn't have protruding ribs. The screw fulfills the CE demands according to EN14592.

INSTALLATION INSTRUCTIONS

Recommended rpm: 400-1200



Specification

Main Materials	Stainless steel A4
Corrosion resistance class	C5
Application environment	Outdoors

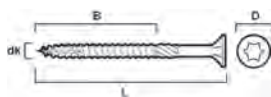
A4

Standard Pro Pack

Item no	Diameter	Length	Diameter of head	Thread length	Type of bits	Packaging	Contents	CE
139104	3,5 mm	30 mm	7 mm	18 mm	TX10	202	200 PCS	✓
139106	3,5 mm	40 mm	7 mm	24 mm	TX10	202	200 PCS	✓
139108	4 mm	30 mm	8 mm	18 mm	TX20	202	200 PCS	✓
139110	4 mm	40 mm	8 mm	24 mm	TX20	202	200 PCS	✓
139112	4 mm	50 mm	8 mm	30 mm	TX20	202	200 PCS	✓
139114	4,5 mm	50 mm	9 mm	30 mm	TX20	202	200 PCS	✓
139116	4,5 mm	60 mm	9 mm	36 mm	TX20	203	100 PCS	✓
139118	4,5 mm	70 mm	9 mm	42 mm	TX20	203	100 PCS	✓
139120	5 mm	50 mm	10 mm	30 mm	TX25	203	200 PCS	✓
139122	5 mm	60 mm	10 mm	36 mm	TX25	203	100 PCS	✓
139124	5 mm	70 mm	10 mm	42 mm	TX25	203	100 PCS	✓
139126	5 mm	80 mm	10 mm	42 mm	TX25	203	100 PCS	✓
139128	5 mm	90 mm	10 mm	42 mm	TX25	203	100 PCS	✓
139130	5 mm	100 mm	10 mm	52 mm	TX25	203	100 PCS	✓
139132	6 mm	60 mm	12 mm	36 mm	TX30	203	100 PCS	✓
139134	6 mm	70 mm	12 mm	42 mm	TX30	203	100 PCS	✓
139136	6 mm	80 mm	12 mm	42 mm	TX30	203	100 PCS	✓
139138	6 mm	90 mm	12 mm	42 mm	TX30	203	100 PCS	✓
139140	6 mm	100 mm	12 mm	52 mm	TX30	204	100 PCS	✓
139144	6 mm	120 mm	12 mm	72 mm	TX30	204	100 PCS	✓
139146	6 mm	140 mm	12 mm	72 mm	TX30	204	100 PCS	✓

Small Pack

Item no	Diameter	Length	Diameter of head	Thread length	Type of bits	Packaging	Contents	CE
139102	3,5 mm	20 mm	7 mm	16 mm	TX10	112	200 PCS	✓
419120	5 mm	50 mm	10 mm	30 mm	TX25	112	20 PCS	✓
419122	5 mm	60 mm	10 mm	36 mm	TX25	111	10 PCS	✓
419124	5 mm	70 mm	10 mm	42 mm	TX25	111	10 PCS	✓
419126	5 mm	80 mm	10 mm	50 mm	TX25	113	10 PCS	✓



Wood

WOOD SCREW ESSDRIVE COUNTERSUNK HEAD, STAINLESS STEEL A2

AREA OF USE

ESSDRIVE Wood screw are intended for most installation work in chipboard, wood, plastic, connectors, plugs etc.

DESCRIPTION

The screw is made of stainless steel A2 for highly exposed environments such as marine environments. It's equipped with TX mount/bits. The screw has a patent head shape that minimizes splinters and gives a good finish result. For length 70mm and longer it has an extra milling thread direct after the ordinary thread that ease the mounting of longer and larger screws. Underneath the head, the screw has cutting mills that cut the wood fibers and recess the screw into the wood with a smooth surface without splinters. The head also works well in recessed connectors though it doesn't have protruding ribs. The screw fulfills the CE demands according to EN14592.

INSTALLATION INSTRUCTIONS

Recommended rpm: 400-1200/min

Specification	
Main Materials	Stainless steel A2
Corrosion resistance class	C4 A2
Application environment	Outdoors



Standard Pro Pack								
Item no	Diameter	Length	Diameter of head	Thread length	Type of bits	Packaging	Contents	CE
135108	3 mm	40 mm	6 mm	24 mm	TX10	202	200 PCS	✓
135111	3,5 mm	30 mm	7 mm	18 mm	TX10	202	200 PCS	✓
135112	3,5 mm	40 mm	7 mm	24 mm	TX10	202	200 PCS	✓
135114	4 mm	30 mm	8 mm	18 mm	TX20	202	200 PCS	✓
135115	4 mm	40 mm	8 mm	24 mm	TX20	202	200 PCS	✓
135116	4 mm	45 mm	8 mm	30 mm	TX20	202	200 PCS	✓
135117	4 mm	50 mm	8 mm	30 mm	TX20	202	200 PCS	✓
135119	4,5 mm	30 mm	9 mm	18 mm	TX20	202	200 PCS	✓
135120	4,5 mm	40 mm	9 mm	24 mm	TX20	202	200 PCS	✓
135121	4,5 mm	50 mm	9 mm	30 mm	TX20	202	200 PCS	✓
135122	4,5 mm	60 mm	9 mm	36 mm	TX20	202	100 PCS	✓
135123	4,5 mm	70 mm	9 mm	42 mm	TX20	202	100 PCS	✓
135125	5 mm	40 mm	10 mm	24 mm	TX25	202	200 PCS	✓
135126	5 mm	50 mm	10 mm	30 mm	TX25	203	200 PCS	✓
135127	5 mm	60 mm	10 mm	36 mm	TX25	203	100 PCS	✓
135129	5 mm	70 mm	10 mm	42 mm	TX25	203	100 PCS	✓
135130	5 mm	80 mm	10 mm	42 mm	TX25	203	100 PCS	✓
135132	5 mm	90 mm	10 mm	42 mm	TX25	203	100 PCS	✓
135133	5 mm	100 mm	10 mm	52 mm	TX25	203	100 PCS	✓
135134	6 mm	50 mm	12 mm	30 mm	TX30	203	200 PCS	✓
135135	6 mm	60 mm	12 mm	36 mm	TX30	203	100 PCS	✓
135136	6 mm	70 mm	12 mm	42 mm	TX30	203	100 PCS	✓
135138	6 mm	80 mm	12 mm	42 mm	TX30	203	100 PCS	✓
135139	6 mm	90 mm	12 mm	42 mm	TX30	203	100 PCS	✓
135141	6 mm	100 mm	12 mm	52 mm	TX30	204	100 PCS	✓
135143	6 mm	120 mm	12 mm	72 mm	TX30	204	100 PCS	✓
135144	6 mm	130 mm	12 mm	72 mm	TX30	204	100 PCS	✓
135145	6 mm	140 mm	12 mm	72 mm	TX30	204	100 PCS	✓

Small Pack

Item no	Diameter	Length	Diameter of head	Thread length	Type of bits	Packaging	Contents	CE
135104	3 mm	16 mm	6 mm	13 mm	TX10	112	200 PCS	✓
135105	3 mm	20 mm	6 mm	17 mm	TX10	112	200 PCS	✓
135107	3 mm	30 mm	6 mm	18 mm	TX10	112	200 PCS	✓
415110	3,5 mm	20 mm	7 mm	16 mm	TX10	111	20 PCS	✓
135110	3,5 mm	20 mm	7 mm	17 mm	TX10	112	200 PCS	✓
415111	3,5 mm	30 mm	7 mm	24 mm	TX10	111	20 PCS	✓
135113	4 mm	20 mm	8 mm	16 mm	TX20	112	200 PCS	✓
415114	4 mm	30 mm	8 mm	18 mm	TX20	111	20 PCS	✓
415115	4 mm	40 mm	8 mm	24 mm	TX20	111	20 PCS	✓
415117	4 mm	50 mm	8 mm	30 mm	TX20	111	20 PCS	✓
415147	5 mm	50 mm	10 mm	30 mm	TX25	112	20 PCS	✓
415148	5 mm	60 mm	10 mm	36 mm	TX25	112	10 PCS	✓
415149	5 mm	70 mm	10 mm	42 mm	TX25	112	10 PCS	✓
415150	5 mm	80 mm	10 mm	50 mm	TX25	112	10 PCS	✓
415151	5 mm	90 mm	10 mm	60 mm	TX25	113	10 PCS	✓
415152	5 mm	100 mm	10 mm	60 mm	TX25	113	10 PCS	✓
415138	6 mm	80 mm	12 mm	50 mm	TX30	113	10 PCS	✓
415141	6 mm	100 mm	12 mm	60 mm	TX30	113	10 PCS	✓

WOOD SCREW ESSDRIVE, COUNTERSUNK HEAD, CORRSEAL

AREA OF USE

ESSDRIVE Wood screw are intended for most installation work in chipboard, wood, plastic, connectors, plugs etc.

DESCRIPTION

The screw is made of hardened steel with a surface treatment of CorrSeal for outdoor use. It's equipped with TX mount/bits. The screw has a patent head shape that minimizes splinters and gives a good finish result. For length 70mm and longer it has an extra milling thread direct after the ordinary thread that ease the mounting of longer and larger screws. Underneath the head, the screw has cutting mills that cut the wood fibers and recess the screw into the wood with a smooth surface without splinters. The head also works well in recessed connectors though it doesn't have protruding ribs. The screw fulfills the CE demands according to EN14592.

INSTALLATION INSTRUCTIONS

Recommended rpm: 400-1200/min

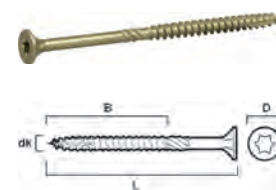
Specification

Surface treatment	CorrSeal
Main Materials	Steel
Corrosion resistance class	C4
Application environment	Outdoors

C4

Standard Pro Pack

Item no	Diameter	Length	Diameter of head	Thread length	Type of bits	Packaging	Contents	CE
137100	4 mm	30 mm	8 mm	18 mm	TX20	202	200 PCS	✓
137102	4 mm	40 mm	8 mm	24 mm	TX20	202	200 PCS	✓
137104	4 mm	50 mm	8 mm	30 mm	TX20	202	200 PCS	✓
137106	4,5 mm	40 mm	9 mm	24 mm	TX20	202	200 PCS	✓
137108	4,5 mm	50 mm	9 mm	30 mm	TX20	203	200 PCS	✓
137110	4,5 mm	60 mm	9 mm	36 mm	TX20	202	100 PCS	✓
137112	4,5 mm	70 mm	9 mm	42 mm	TX20	202	100 PCS	✓
137160	5 mm	40 mm	10 mm	24 mm	TX25	203	200 PCS	✓
137113	5 mm	50 mm	10 mm	30 mm	TX25	203	200 PCS	✓
137212	5 mm	50 mm	10 mm	30 mm	TX25	BU4	1000 PCS	✓
137114	5 mm	60 mm	10 mm	36 mm	TX25	203	100 PCS	✓
137215	5 mm	60 mm	10 mm	36 mm	TX25	BU4	800 PCS	✓



Wood

WOOD SCREWS

Item no	Diameter	Length	Diameter of head	Thread length	Type of bits	Packaging	Contents	CE
137116	5 mm	70 mm	10 mm	42 mm	TX25	203	100 PCS	✓
137217	5 mm	70 mm	10 mm	42 mm	TX25	BU4	700 PCS	✓
137118	5 mm	80 mm	10 mm	42 mm	TX25	203	100 PCS	✓
137218	5 mm	80 mm	10 mm	42 mm	TX25	BU4	700 PCS	✓
137120	5 mm	90 mm	10 mm	42 mm	TX25	203	100 PCS	✓
137220	5 mm	90 mm	10 mm	42 mm	TX25	BU4	600 PCS	✓
137122	5 mm	100 mm	10 mm	53 mm	TX25	203	100 PCS	✓
137222	5 mm	100 mm	10 mm	53 mm	TX25	BU4	600 PCS	✓
137124	5 mm	120 mm	10 mm	62 mm	TX25	204	100 PCS	✓
137224	5 mm	120 mm	10 mm	62 mm	TX25	BU4	500 PCS	✓
137360	5 mm	40 mm	10 mm	24 mm	TX20	203	200 PCS	✓
137313	5 mm	50 mm	10 mm	30 mm	TX20	203	200 PCS	✓
137314	5 mm	60 mm	10 mm	36 mm	TX20	203	100 PCS	✓
137316	5 mm	70 mm	10 mm	42 mm	TX20	203	100 PCS	✓
137318	5 mm	80 mm	10 mm	42 mm	TX20	203	100 PCS	✓
137320	5 mm	90 mm	10 mm	42 mm	TX20	203	100 PCS	✓
137322	5 mm	100 mm	10 mm	53 mm	TX20	203	100 PCS	✓
137324	5 mm	120 mm	10 mm	62 mm	TX20	204	100 PCS	✓
137126	6 mm	60 mm	12 mm	36 mm	TX30	203	100 PCS	✓
137127	6 mm	70 mm	12 mm	43 mm	TX30	203	100 PCS	✓
137128	6 mm	80 mm	12 mm	43 mm	TX30	203	100 PCS	✓
137228	6 mm	80 mm	12 mm	43 mm	TX30	BU4	500 PCS	✓
137130	6 mm	90 mm	12 mm	43 mm	TX30	203	100 PCS	✓
137231	6 mm	90 mm	12 mm	43 mm	TX30	BU4	400 PCS	✓
137132	6 mm	100 mm	12 mm	53 mm	TX30	204	100 PCS	✓
137233	6 mm	100 mm	12 mm	53 mm	TX30	BU4	400 PCS	✓
137133	6 mm	110 mm	12 mm	62 mm	TX30	204	100 PCS	✓
137134	6 mm	120 mm	12 mm	72 mm	TX30	204	100 PCS	✓
137235	6 mm	120 mm	12 mm	72 mm	TX30	BU4	350 PCS	✓
137136	6 mm	140 mm	12 mm	72 mm	TX30	204	100 PCS	✓
137138	6 mm	160 mm	12 mm	72 mm	TX30	206	50 PCS	✓
137140	6 mm	180 mm	12 mm	72 mm	TX30	206	50 PCS	✓
137142	6 mm	220 mm	12 mm	72 mm	TX30	206	50 PCS	✓

Small Pack

Item no	Diameter	Length	Diameter of head	Thread length	Type of bits	Packaging	Contents	CE
437100	4 mm	30 mm	8 mm	18 mm	TX20	111	20 PCS	✓
437102	4 mm	40 mm	8 mm	24 mm	TX20	111	20 PCS	✓
437104	4 mm	50 mm	8 mm	30 mm	TX20	111	20 PCS	✓
437160	5 mm	40 mm	10 mm	24 mm	TX25	112	20 PCS	✓
437113	5 mm	50 mm	10 mm	30 mm	TX25	112	20 PCS	✓
437114	5 mm	60 mm	10 mm	36 mm	TX25	111	10 PCS	✓
437116	5 mm	70 mm	10 mm	42 mm	TX25	111	10 PCS	✓
437118	5 mm	80 mm	10 mm	42 mm	TX25	112	10 PCS	✓
437120	5 mm	90 mm	10 mm	42 mm	TX25	113	10 PCS	✓
437122	5 mm	100 mm	10 mm	52 mm	TX25	113	10 PCS	✓
437126	6 mm	60 mm	12 mm	36 mm	TX30	111	10 PCS	✓
437127	6 mm	70 mm	12 mm	42 mm	TX30	112	10 PCS	✓
437128	6 mm	80 mm	12 mm	42 mm	TX30	112	10 PCS	✓
437130	6 mm	90 mm	12 mm	42 mm	TX30	113	10 PCS	✓
437132	6 mm	100 mm	12 mm	52 mm	TX30	113	10 PCS	✓
437134	6 mm	120 mm	12 mm	72 mm	TX30	113	10 PCS	✓

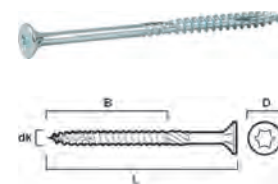
WOOD SCREW ESSDRIVE, COUNTERSUNK HEAD, ELECTRO ZINC PLATED

AREA OF USE

ESSDRIVE Wood screw are intended for most installation work in chipboard, wood, plastic, connectors, plugs etc.

DESCRIPTION

The screw is made of hardened steel with an electro-zinc plated surface (for indoor use). It's equipped with TX mount/bits. The screw has a patent head shape that minimizes splinters and gives a good finish result. For length 70mm and longer it has an extra milling thread direct after the ordinary thread that ease the mounting of longer and larger screws. Underneath the head, the screw has cutting mills that cut the wood fibers and recess the screw into the wood with a smooth surface without splinters. The head also works well in recessed connectors though it doesn't have protruding ribs. The screw fulfills the CE demands according to EN14592.



Wood

INSTALLATION INSTRUCTIONS

Recommended rpm: 400-1200/min

Specification

Surface treatment	Zinc plated
Main Materials	Steel
Corrosion resistance class	C1
Application environment	Indoors

C1

Standard Pro Pack

Item no	Diameter	Length	Diameter of head	Thread length	Type of bits	Packaging	Contents	CE
136104	3 mm	35 mm	6 mm	24 mm	TX10	202	200 PCS	✓
136152	3 mm	40 mm	6 mm	24 mm	TX10	202	200 PCS	✓
136108	3,5 mm	30 mm	7 mm	18 mm	TX10	202	200 PCS	✓
136109	3,5 mm	35 mm	7 mm	24 mm	TX10	202	200 PCS	✓
136110	3,5 mm	40 mm	7 mm	24 mm	TX10	202	200 PCS	✓
136153	3,5 mm	50 mm	7 mm	30 mm	TX10	202	200 PCS	✓
136113	4 mm	30 mm	8 mm	18 mm	TX20	202	200 PCS	✓
136114	4 mm	35 mm	8 mm	24 mm	TX20	202	200 PCS	✓
136115	4 mm	40 mm	8 mm	24 mm	TX20	202	200 PCS	✓
136116	4 mm	45 mm	8 mm	30 mm	TX20	202	200 PCS	✓
136117	4 mm	50 mm	8 mm	30 mm	TX20	202	200 PCS	✓
136118	4 mm	60 mm	8 mm	36 mm	TX20	202	100 PCS	✓
136154	4,5 mm	25 mm	9 mm	18 mm	TX20	202	200 PCS	✓
136119	4,5 mm	30 mm	9 mm	18 mm	TX20	202	200 PCS	✓
136155	4,5 mm	35 mm	9 mm	24 mm	TX20	202	200 PCS	✓
136120	4,5 mm	40 mm	9 mm	24 mm	TX20	202	200 PCS	✓
136121	4,5 mm	50 mm	9 mm	30 mm	TX20	203	200 PCS	✓
136122	4,5 mm	60 mm	9 mm	36 mm	TX20	202	100 PCS	✓
136123	4,5 mm	70 mm	9 mm	42 mm	TX20	202	100 PCS	✓
136156	5 mm	25 mm	10 mm	20 mm	TX25	202	200 PCS	✓
136125	5 mm	30 mm	10 mm	20 mm	TX25	202	200 PCS	✓
136157	5 mm	35 mm	10 mm	24 mm	TX25	202	200 PCS	✓
136326	5 mm	40 mm	10 mm	24 mm	TX20	203	200 PCS	✓
136126	5 mm	40 mm	10 mm	24 mm	TX25	203	200 PCS	✓
136327	5 mm	50 mm	10 mm	30 mm	TX20	203	200 PCS	✓
136127	5 mm	50 mm	10 mm	30 mm	TX25	203	200 PCS	✓
136328	5 mm	60 mm	10 mm	42 mm	TX20	203	100 PCS	✓
136128	5 mm	60 mm	10 mm	36 mm	TX25	203	100 PCS	✓
136228	5 mm	60 mm	10 mm	36 mm	TX25	BU4	800 PCS	✓
136329	5 mm	70 mm	10 mm	42 mm	TX20	203	100 PCS	✓
136129	5 mm	70 mm	10 mm	42 mm	TX25	203	100 PCS	✓
136229	5 mm	70 mm	10 mm	42 mm	TX25	BU4	700 PCS	✓
136130	5 mm	80 mm	10 mm	42 mm	TX25	203	100 PCS	✓
136230	5 mm	80 mm	10 mm	42 mm	TX25	PC	700 PCS	✓
136330	5 mm	80 mm	10 mm	42 mm	TX20	203	100 PCS	✓

WOOD SCREWS

Item no	Diameter	Length	Diameter of head	Thread length	Type of bits	Packaging	Contents	CE
136131	5 mm	90 mm	10 mm	42 mm	TX25	203	100 PCS	✓
136231	5 mm	90 mm	10 mm	42 mm	TX25	BU4	600 PCS	✓
136331	5 mm	90 mm	10 mm	42 mm	TX20	203	100 PCS	✓
136332	5 mm	100 mm	10 mm	52 mm	TX20	203	100 PCS	✓
136132	5 mm	100 mm	10 mm	52 mm	TX25	203	100 PCS	✓
136232	5 mm	100 mm	10 mm	52 mm	TX25	BU4	600 PCS	✓
136133	5 mm	120 mm	10 mm	62 mm	TX25	204	100 PCS	✓
136233	5 mm	120 mm	10 mm	62 mm	TX25	BU4	500 PCS	✓
136159	6 mm	40 mm	12 mm	24 mm	TX30	203	200 PCS	✓
136140	6 mm	50 mm	12 mm	30 mm	TX30	204	200 PCS	✓
136141	6 mm	60 mm	12 mm	36 mm	TX30	203	100 PCS	✓
136142	6 mm	70 mm	12 mm	42 mm	TX30	203	100 PCS	✓
136143	6 mm	80 mm	12 mm	42 mm	TX30	203	100 PCS	✓
136243	6 mm	80 mm	12 mm	42 mm	TX30	BU4	500 PCS	✓
136160	6 mm	90 mm	12 mm	42 mm	TX30	203	100 PCS	✓
136260	6 mm	90 mm	12 mm	42 mm	TX30	BU4	400 PCS	✓
136144	6 mm	100 mm	12 mm	52 mm	TX30	204	100 PCS	✓
136244	6 mm	100 mm	12 mm	52 mm	TX30	BU4	400 PCS	✓
136145	6 mm	110 mm	12 mm	62 mm	TX30	204	100 PCS	✓
136146	6 mm	120 mm	12 mm	72 mm	TX30	204	100 PCS	✓
136246	6 mm	120 mm	12 mm	72 mm	TX30	BU4	350 PCS	✓
136147	6 mm	130 mm	12 mm	72 mm	TX30	204	100 PCS	✓
136148	6 mm	140 mm	12 mm	72 mm	TX30	204	100 PCS	✓
136149	6 mm	150 mm	12 mm	72 mm	TX30	206	100 PCS	✓

Small Pack

Item no	Diameter	Length	Diameter of head	Thread length	Type of bits	Packaging	Contents	CE
416150	3 mm	12 mm	6 mm	9 mm	TX10	111	20 PCS	✓
136150	3 mm	12 mm	6 mm	12 mm	TX10	112	200 PCS	✓
416151	3 mm	16 mm	6 mm	13 mm	TX10	111	20 PCS	✓
136151	3 mm	16 mm	6 mm	13 mm	TX10	112	200 PCS	✓
416101	3 mm	20 mm	6 mm	17 mm	TX10	111	20 PCS	✓
136101	3 mm	20 mm	6 mm	17 mm	TX10	112	200 PCS	✓
416102	3 mm	25 mm	6 mm	18 mm	TX10	111	20 PCS	✓
136102	3 mm	25 mm	6 mm	18 mm	TX10	112	200 PCS	✓
416103	3 mm	30 mm	6 mm	18 mm	TX10	111	20 PCS	✓
136103	3 mm	30 mm	6 mm	18 mm	TX10	112	200 PCS	✓
416152	3 mm	40 mm	6 mm	24 mm	TX10	111	20 PCS	✓
416105	3,5 mm	16 mm	7 mm	12 mm	TX10	111	20 PCS	✓
136105	3,5 mm	16 mm	7 mm	16 mm	TX10	112	200 PCS	✓
416106	3,5 mm	20 mm	7 mm	16 mm	TX10	111	20 PCS	✓
136106	3,5 mm	20 mm	7 mm	20 mm	TX10	112	200 PCS	✓
136107	3,5 mm	25 mm	7 mm	18 mm	TX10	112	200 PCS	✓
416108	3,5 mm	30 mm	7 mm	18 mm	TX10	111	20 PCS	✓
416110	3,5 mm	40 mm	7 mm	24 mm	TX10	111	20 PCS	✓
436111	4 mm	20 mm	8 mm	16 mm	TX20	111	20 PCS	✓
136111	4 mm	20 mm	8 mm	16 mm	TX20	112	200 PCS	✓
436112	4 mm	25 mm	8 mm	18 mm	TX20	111	20 PCS	✓
136112	4 mm	25 mm	8 mm	18 mm	TX20	112	200 PCS	✓
436113	4 mm	30 mm	8 mm	18 mm	TX20	111	20 PCS	✓
436114	4 mm	35 mm	8 mm	24 mm	TX20	111	20 PCS	✓
436115	4 mm	40 mm	8 mm	24 mm	TX20	111	20 PCS	✓
436116	4 mm	45 mm	8 mm	30 mm	TX20	111	20 PCS	✓
436117	4 mm	50 mm	8 mm	30 mm	TX20	111	20 PCS	✓
436118	4 mm	60 mm	8 mm	36 mm	TX20	111	10 PCS	✓
436154	4,5 mm	25 mm	9 mm	18 mm	TX20	111	20 PCS	✓
436119	4,5 mm	30 mm	9 mm	18 mm	TX20	111	20 PCS	✓
436155	4,5 mm	35 mm	9 mm	24 mm	TX20	111	20 PCS	✓
436120	4,5 mm	40 mm	9 mm	24 mm	TX20	111	20 PCS	✓
436121	4,5 mm	50 mm	9 mm	30 mm	TX20	111	20 PCS	✓
436122	4,5 mm	60 mm	9 mm	36 mm	TX20	111	10 PCS	✓
436123	4,5 mm	70 mm	9 mm	42 mm	TX20	111	10 PCS	✓
436156	5 mm	25 mm	10 mm	20 mm	TX25	111	20 PCS	✓
436125	5 mm	30 mm	10 mm	20 mm	TX25	111	20 PCS	✓

Item no	Diameter	Length	Diameter of head	Thread length	Type of bits	Packaging	Contents	CE
436157	5 mm	35 mm	10 mm	24 mm	TX25	111	20 PCS	✓
436126	5 mm	40 mm	10 mm	24 mm	TX25	112	20 PCS	✓
436127	5 mm	50 mm	10 mm	30 mm	TX25	112	20 PCS	✓
436128	5 mm	60 mm	10 mm	36 mm	TX25	111	10 PCS	✓
436129	5 mm	70 mm	10 mm	42 mm	TX25	111	10 PCS	✓
436130	5 mm	80 mm	10 mm	42 mm	TX25	112	10 PCS	✓
436131	5 mm	90 mm	10 mm	42 mm	TX25	113	10 PCS	✓
436140	6 mm	50 mm	12 mm	30 mm	TX30	112	20 PCS	✓
436141	6 mm	60 mm	12 mm	36 mm	TX30	111	10 PCS	✓
436142	6 mm	70 mm	12 mm	42 mm	TX30	112	10 PCS	✓
436143	6 mm	80 mm	12 mm	42 mm	TX30	112	10 PCS	✓
436160	6 mm	90 mm	12 mm	42 mm	TX30	113	10 PCS	✓
436144	6 mm	100 mm	12 mm	52 mm	TX30	113	10 PCS	✓
436146	6 mm	120 mm	12 mm	72 mm	TX30	113	10 PCS	✓
436148	6 mm	140 mm	12 mm	72 mm	TX30	114	10 PCS	✓
436149	6 mm	150 mm	12 mm	72 mm	TX30	114	10 PCS	✓

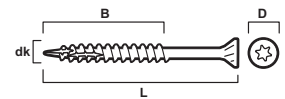
WOOD SCREW COUNTERSUNK HEAD, CORSEAL

AREA OF USE

ESSVE Wood screw with two fibre cuts intended for most installation work in particle boards, wood, plastic, plug, etc.

DESCRIPTION

The screw is produced in hardened carbon steel with CorrSeal surface treatment for outdoor environments. Fitted with TX-drive/bits. The screw has two fibre cuts. This means a very low drive-in torque in harder materials and minimises splitting. On screws longer than 160 mm, there is an additional fibre cut directly after the usual wood thread, this is to facilitate installation of longer and thicker screws. The head is equipped with six cutting grooves that countersink the head, leaving a smooth finish without splinters. The screw conforms to the CE requirement as per EN14592.



Wood

INSTALLATION INSTRUCTIONS

Recommended rpm: 400-1200/min

Specification

Surface treatment	CorrSeal
Main Materials	Steel
Corrosion resistance class	C4
Application environment	Outdoors

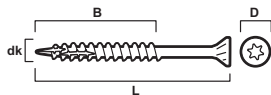
C4

Standard Pro Pack

Item no	Diameter	Length	Diameter of head	Thread length	Type of bits	Packaging	Contents	CE
117233	6 mm	100 mm	12 mm	60 mm	TX30	BU4	400 PCS	✓
117144	8 mm	50 mm	15 mm	40 mm	TX40	203	50 PCS	✓
117146	8 mm	75 mm	15 mm	50 mm	TX40	203	50 PCS	✓
117148	8 mm	100 mm	15 mm	60 mm	TX40	203	50 PCS	✓
117150	8 mm	130 mm	15 mm	80 mm	TX40	204	50 PCS	✓
117152	8 mm	150 mm	15 mm	80 mm	TX40	206	50 PCS	✓
117154	8 mm	170 mm	15 mm	80 mm	TX40	206	50 PCS	✓
117156	8 mm	200 mm	15 mm	80 mm	TX40	206	50 PCS	✓
117158	8 mm	240 mm	15 mm	80 mm	TX40	206	50 PCS	✓
117159	8 mm	300 mm	15 mm	80 mm	TX40	B80	50 PCS	✓

Small Pack

Item no	Diameter	Length	Diameter of head	Thread length	Type of bits	Packaging	Contents	CE
417144	8 mm	50 mm	15 mm	40 mm	TX40	112	5 PCS	✓
417146	8 mm	75 mm	15 mm	50 mm	TX40	112	5 PCS	✓
417148	8 mm	100 mm	15 mm	60 mm	TX40	113	5 PCS	✓



Wood

WOOD SCREW COUNTERSUNK HEAD, BRIGHT ZINC PLATED

AREA OF USE

ESSVE Wood screw with two fibre cuts intended for most installation work in particle boards, wood, plastic, plug, etc.

DESCRIPTION

The screw is produced in hardened carbon steel with bright zinc plated surface treatment. Fitted with TX-drive/bits. The screw has two fibre cuts. This means a very low drive-in torque in harder materials and minimises splitting. On screws longer than 160 mm, there is an additional fibre cut directly after the usual wood thread, this is to facilitate installation of longer and thicker screws. The head is equipped with six cutting grooves that countersink the head, leaving a smooth finish without splinters. The screw conforms to the CE requirement as per EN14592.

INSTALLATION INSTRUCTIONS

Recommended rpm: 400-1200/min

Specification

Surface treatment	Zinc plated
Main Materials	Steel
Corrosion resistance class	C1
Application environment	Indoors



Standard Pro Pack

Item no	Diameter	Length	Diameter of head	Thread length	Type of bits	Packaging	Contents
316103	5 mm	30 mm	10 mm	18 mm	TX20	202	200 PCS
316107	5 mm	40 mm	10 mm	24 mm	TX20	203	200 PCS
316109	5 mm	50 mm	10 mm	30 mm	TX20	203	200 PCS

Big Pro Pack

Item no	Diameter	Length	Diameter of head	Thread length	Type of bits	Packaging	Contents	CE
116001	3 mm	20 mm	6 mm	17 mm	TX10	EOU	25000 PCS	✓
116006	3,5 mm	20 mm	7 mm	16 mm	TX10	EOU	18000 PCS	✓
116017	4 mm	50 mm	8 mm	30 mm	TX20	EOU	4000 PCS	✓
116054	4,5 mm	25 mm	9 mm	18 mm	TX20	EOU	9000 PCS	✓
116019	4,5 mm	30 mm	9 mm	18 mm	TX20	EOU	7500 PCS	✓
116020	4,5 mm	40 mm	9 mm	24 mm	TX20	EOU	5000 PCS	✓
116021	4,5 mm	50 mm	9 mm	30 mm	TX20	EOU	3500 PCS	✓
116023	4,5 mm	70 mm	9 mm	42 mm	TX20	EOU	2000 PCS	✓
116069	5 mm	25 mm	10 mm	18 mm	TX25	EOU	7500 PCS	✓
116063	5 mm	50 mm	10 mm	30 mm	TX25	EOU	3000 PCS	✓
116028	5 mm	60 mm	10 mm	36 mm	TX25	EOU	2200 PCS	✓
116064	5 mm	60 mm	10 mm	36 mm	TX25	EOU	2200 PCS	✓
116065	5 mm	70 mm	10 mm	42 mm	TX25	EOU	1700 PCS	✓
116066	5 mm	80 mm	10 mm	50 mm	TX25	EOU	1200 PCS	✓
116067	5 mm	90 mm	10 mm	60 mm	TX25	EOU	1000 PCS	✓
116068	5 mm	100 mm	10 mm	60 mm	TX25	EOU	800 PCS	✓
116040	6 mm	50 mm	12 mm	30 mm	TX30	EOU	2500 PCS	✓
116041	6 mm	60 mm	12 mm	36 mm	TX30	EOU	2000 PCS	✓
116043	6 mm	80 mm	12 mm	50 mm	TX30	EOU	1100 PCS	✓
116060	6 mm	90 mm	12 mm	60 mm	TX30	EOU	1000 PCS	✓
116044	6 mm	100 mm	12 mm	60 mm	TX30	EOU	800 PCS	✓
116046	6 mm	120 mm	12 mm	68 mm	TX30	EOU	800 PCS	✓
116049	6 mm	150 mm	12 mm	72 mm	TX30	EOU	800 PCS	✓

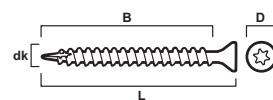
WOOD SCREW FULL THREAD, COUNTERSUNK HEAD BRIGHT ZINC PLATED

AREA OF USE

ESSVE full thread wood screw is intended for most installation work in wood, chipboard, plywood, plastic, plugs, etc. indoors.

DESCRIPTION

The screw is produced in hardened steel with bright zinc plated surface treatment for indoor environments. It is equipped with 1 fibre cut in the tip, which gives the screw a low drive-in torque in wood and minimises the risk of splintering. The underside of the screw head is smooth, which means it is ideal to secure e.g. hinges without damaging the material. ESSVE full thread wood screw conforms to the CE requirement according to EN 14592. The screw is equipped with a TX-bit drive.



Wood

INSTALLATION INSTRUCTIONS

Recommended rpm: 400-1200/min.

Specification

Surface treatment	Zinc plated
Main Materials	Steel
Corrosion resistance class	C1
Application environment	Indoors

C1

Standard Pro Pack

Item no	Diameter	Length	Diameter of head	Thread length	Type of bits	Packaging	Contents	CE
123101	3 mm	12 mm	6 mm	8 mm	TX10	102	200 PCS	
123103	3 mm	16 mm	6 mm	12 mm	TX10	102	200 PCS	✓
123105	3 mm	20 mm	6 mm	16 mm	TX10	102	200 PCS	✓
123107	3 mm	25 mm	6 mm	21 mm	TX10	102	200 PCS	✓
123110	3 mm	30 mm	6 mm	26 mm	TX10	202	200 PCS	✓
123111	3 mm	35 mm	6 mm	31 mm	TX10	202	200 PCS	✓
123113	3 mm	40 mm	6 mm	36 mm	TX10	202	200 PCS	✓
123119	3,5 mm	20 mm	7 mm	16 mm	TX10	102	200 PCS	✓
123123	3,5 mm	30 mm	7 mm	26 mm	TX10	202	200 PCS	✓
123125	3,5 mm	35 mm	7 mm	31 mm	TX10	202	200 PCS	✓
123127	3,5 mm	40 mm	7 mm	36 mm	TX10	202	200 PCS	✓
123131	3,5 mm	50 mm	7 mm	46 mm	TX10	202	200 PCS	✓
123133	4 mm	20 mm	8 mm	15 mm	TX20	102	200 PCS	
123136	4 mm	25 mm	8 mm	20 mm	TX20	202	200 PCS	✓
123137	4 mm	30 mm	8 mm	25 mm	TX20	202	200 PCS	✓
123139	4 mm	35 mm	8 mm	30 mm	TX20	202	200 PCS	✓
123141	4 mm	40 mm	8 mm	35 mm	TX20	202	200 PCS	✓
123143	4 mm	45 mm	8 mm	40 mm	TX20	202	200 PCS	✓
123146	4 mm	50 mm	8 mm	45 mm	TX20	203	200 PCS	✓
123149	4 mm	60 mm	8 mm	55 mm	TX20	202	100 PCS	✓
123151	4 mm	70 mm	8 mm	60 mm	TX20	202	100 PCS	✓
123153	4,5 mm	20 mm	9 mm	15 mm	TX20	202	200 PCS	
123157	4,5 mm	30 mm	9 mm	25 mm	TX20	202	200 PCS	✓
123159	4,5 mm	35 mm	9 mm	30 mm	TX20	202	200 PCS	✓
123161	4,5 mm	40 mm	9 mm	35 mm	TX20	202	200 PCS	✓
123163	4,5 mm	45 mm	9 mm	40 mm	TX20	203	200 PCS	✓
123165	4,5 mm	50 mm	9 mm	45 mm	TX20	203	200 PCS	✓
123167	4,5 mm	60 mm	9 mm	55 mm	TX20	202	100 PCS	✓
123169	4,5 mm	70 mm	9 mm	60 mm	TX20	202	100 PCS	✓
123171	4,5 mm	80 mm	9 mm	60 mm	TX20	203	100 PCS	✓
123175	5 mm	30 mm	10 mm	24 mm	TX25	202	200 PCS	✓
123177	5 mm	35 mm	10 mm	29 mm	TX25	202	200 PCS	✓
123179	5 mm	40 mm	10 mm	34 mm	TX25	203	200 PCS	✓
123181	5 mm	45 mm	10 mm	39 mm	TX25	203	200 PCS	✓
123183	5 mm	50 mm	10 mm	44 mm	TX25	203	200 PCS	✓
123187	5 mm	60 mm	10 mm	54 mm	TX25	203	100 PCS	✓
123189	5 mm	70 mm	10 mm	60 mm	TX25	203	100 PCS	✓

Item no	Diameter	Length	Diameter of head	Thread length	Type of bits	Packaging	Contents	CE
123191	5 mm	80 mm	10 mm	60 mm	TX25	203	100 PCS	✓
123193	5 mm	90 mm	10 mm	60 mm	TX25	203	100 PCS	✓
123195	6 mm	40 mm	12 mm	33 mm	TX30	203	200 PCS	✓
123197	6 mm	50 mm	12 mm	43 mm	TX30	204	200 PCS	✓
123201	6 mm	60 mm	12 mm	53 mm	TX30	203	100 PCS	✓
123203	6 mm	70 mm	12 mm	60 mm	TX30	203	100 PCS	✓
123205	6 mm	80 mm	12 mm	60 mm	TX30	203	100 PCS	✓
123207	6 mm	90 mm	12 mm	60 mm	TX30	203	100 PCS	✓

Small Pack

Item no	Diameter	Length	Diameter of head	Thread length	Type of bits	Packaging	Contents
423133	4 mm	20 mm	8 mm	15 mm	TX20	111	20 PCS
423137	4 mm	30 mm	8 mm	25 mm	TX20	111	20 PCS
423141	4 mm	40 mm	8 mm	35 mm	TX20	111	20 PCS
423145	4 mm	50 mm	8 mm	45 mm	TX20	111	20 PCS
423175	5 mm	30 mm	10 mm	24 mm	TX25	111	20 PCS
423179	5 mm	40 mm	10 mm	34 mm	TX25	112	20 PCS
423183	5 mm	50 mm	10 mm	44 mm	TX25	112	20 PCS
423195	6 mm	40 mm	12 mm	33 mm	TX30	112	20 PCS
423197	6 mm	50 mm	12 mm	43 mm	TX30	112	20 PCS
423201	6 mm	60 mm	12 mm	53 mm	TX30	112	10 PCS
423203	6 mm	70 mm	12 mm	60 mm	TX30	112	10 PCS



WOOD SCREW COUNTERSUNK HEAD, BRASS

AREA OF USE

ESSVE Wood screw with countersunk head designed for installation in wood.



Wood

Specification

Main Materials	Brass
Corrosion resistance class	C1
Application environment	Indoors



Small Pack

Item no	Diameter	Length	Type of bits	Packaging	Contents
525008	3 mm	16 mm	PZ1	PC	14 PCS
525014	3 mm	20 mm	PZ1	PC	14 PCS
525020	3 mm	25 mm	PZ1	PC	12 PCS
525010	3,5 mm	16 mm	PZ2	PC	12 PCS
525016	3,5 mm	20 mm	PZ2	PC	12 PCS
525022	3,5 mm	25 mm	PZ2	PC	10 PCS
525028	3,5 mm	30 mm	PZ2	PC	10 PCS
525034	3,5 mm	40 mm	PZ2	PC	10 PCS
525024	4 mm	25 mm	PZ2	PC	8 PCS
525030	4 mm	30 mm	PZ2	PC	8 PCS
525036	4 mm	40 mm	PZ2	PC	8 PCS
525042	4 mm	50 mm	PZ2	PC	6 PCS

WOOD SCREW C1 COUNTERSUNK HEAD, BRIGHT ZINC PLATED

AREA OF USE

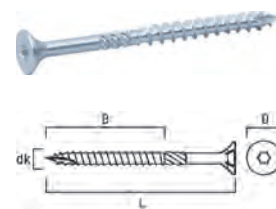
ESSVE wood screw is intended for most installation work in particle boards, wood, plastic, plug, etc.

DESCRIPTION

The screw is produced in hardened carbon steel with bright zinc plated surface treatment, and fitted with TX-drive/bits. The screw has one fiber cut that gives a low drive-in torque in wood materials and minimizes splitting. For length 40mm and longer it has an extra milling thread direct after the ordinary thread that ease the mounting. Underneath the head, the screw has cutting mills that cut the wood fibers and recess the screw into the wood with a smooth surface without splinters. The screw fulfills the CE demands according to EN14592.

INSTALLATION INSTRUCTIONS

Recommended rpm: 400-1200/min



Wood

Specification

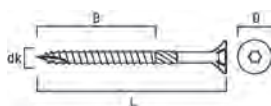
Surface treatment	Zinc plated
Main Materials	Steel
Corrosion resistance class	C1
Application environment	Indoors

C1

Standard Pro Pack

Item no	Diameter	Length	Diameter of head	Thread length	Type of bits	Packaging	Contents	CE
146100	4 mm	30 mm	8 mm	18 mm	TX20	202	300 PCS	✓
146102	4 mm	40 mm	8 mm	24 mm	TX20	203	300 PCS	✓
146104	4 mm	50 mm	8 mm	30 mm	TX20	203	300 PCS	✓
146106	4,5 mm	40 mm	9 mm	24 mm	TX20	203	300 PCS	✓
146108	4,5 mm	50 mm	9 mm	30 mm	TX20	304	300 PCS	✓
146110	4,5 mm	60 mm	9 mm	36 mm	TX20	304	300 PCS	✓
146112	4,5 mm	70 mm	9 mm	42 mm	TX20	304	300 PCS	✓
146113	5 mm	50 mm	10 mm	30 mm	TX25	304	300 PCS	✓
146114	5 mm	60 mm	10 mm	36 mm	TX25	304	300 PCS	✓
146116	5 mm	70 mm	10 mm	42 mm	TX25	304	300 PCS	✓
146118	5 mm	80 mm	10 mm	48 mm	TX25	304	300 PCS	✓
146120	5 mm	90 mm	10 mm	54 mm	TX25	304	300 PCS	✓
146122	5 mm	100 mm	10 mm	60 mm	TX25	304	300 PCS	✓
146126	6 mm	70 mm	12 mm	42 mm	TX30	304	200 PCS	✓
146128	6 mm	80 mm	12 mm	48 mm	TX30	304	200 PCS	✓
146130	6 mm	90 mm	12 mm	54 mm	TX30	304	200 PCS	✓
146132	6 mm	100 mm	12 mm	60 mm	TX30	304	200 PCS	✓
146134	6 mm	120 mm	12 mm	72 mm	TX30	304	150 PCS	✓
146136	6 mm	140 mm	12 mm	90 mm	TX30	304	150 PCS	✓

Big Pro Pack								
Item no	Diameter	Length	Diameter of head	Thread length	Type of bits	Packaging	Contents	CE
146004	4 mm	50 mm	8 mm	30 mm	TX20	E0U	4000 PCS	✓
146006	4,5 mm	40 mm	9 mm	24 mm	TX20	E0U	5000 PCS	✓
146008	4,5 mm	50 mm	9 mm	30 mm	TX20	E0U	3500 PCS	✓
146010	4,5 mm	60 mm	9 mm	36 mm	TX20	E0U	3500 PCS	✓
146012	4,5 mm	70 mm	9 mm	42 mm	TX20	E0U	3000 PCS	✓
146013	5 mm	50 mm	10 mm	30 mm	TX25	E0U	3000 PCS	✓
146014	5 mm	60 mm	10 mm	36 mm	TX25	E0U	3000 PCS	✓
146016	5 mm	70 mm	10 mm	42 mm	TX25	E0U	2500 PCS	✓
146018	5 mm	80 mm	10 mm	48 mm	TX25	E0U	2400 PCS	✓
146020	5 mm	90 mm	10 mm	54 mm	TX25	E0U	1500 PCS	✓
146022	5 mm	100 mm	10 mm	60 mm	TX25	E0U	1500 PCS	✓
146026	6 mm	70 mm	12 mm	42 mm	TX30	E0U	1600 PCS	✓
146028	6 mm	80 mm	12 mm	48 mm	TX30	E0U	1500 PCS	✓
146030	6 mm	90 mm	12 mm	54 mm	TX30	E0U	1400 PCS	✓
146032	6 mm	100 mm	12 mm	60 mm	TX30	E0U	1200 PCS	✓
146034	6 mm	120 mm	12 mm	72 mm	TX30	E0U	1000 PCS	✓



Wood

WOOD SCREW C4 COUNTERSUNK HEAD, C4 SURFACE TREATMENT

AREA OF USE

ESSVE wood screw is intended for most installation work in particle boards, wood, plastic, plug, etc.

DESCRIPTION

The screw is produced in hardened carbon steel with C4 surface treatment and fitted with TX-drive/bits. The screw has one fiber cut that gives a low drive-in torque in wood materials and minimizes splitting. For length 40mm and longer it has an extra milling thread direct after the ordinary thread that ease the mounting. Underneath the head, the screw has cutting mills that cut the wood fibers and recess the screw into the wood with a smooth surface without splinters. The screw fulfills the CE demands according to EN14592.

INSTALLATION INSTRUCTIONS

Recommended rpm: 400-1200/min

Specification	
Surface treatment	C4
Main Materials	Steel
Corrosion resistance class	C4
Application environment	Outdoors



Standard Pro Pack								
Item no	Diameter	Length	Diameter of head	Thread length	Type of bits	Packaging	Contents	CE
147100	4 mm	30 mm	8 mm	18 mm	TX20	202	300 PCS	✓
147102	4 mm	40 mm	8 mm	24 mm	TX20	203	300 PCS	✓
147104	4 mm	50 mm	8 mm	30 mm	TX20	203	300 PCS	✓
147106	4,5 mm	40 mm	9 mm	24 mm	TX20	203	300 PCS	✓
147108	4,5 mm	50 mm	9 mm	30 mm	TX20	304	300 PCS	✓
147110	4,5 mm	60 mm	9 mm	36 mm	TX20	304	300 PCS	✓
147112	4,5 mm	70 mm	9 mm	42 mm	TX20	304	300 PCS	✓
147113	5 mm	50 mm	10 mm	30 mm	TX25	304	300 PCS	✓
147114	5 mm	60 mm	10 mm	36 mm	TX25	304	300 PCS	✓
147116	5 mm	70 mm	10 mm	42 mm	TX25	304	300 PCS	✓
147216	5 mm	70 mm	10 mm	42 mm	TX25	BU4	700 PCS	✓
147118	5 mm	80 mm	10 mm	48 mm	TX25	304	300 PCS	✓
147218	5 mm	80 mm	10 mm	48 mm	TX25	BU4	550 PCS	✓
147120	5 mm	90 mm	10 mm	54 mm	TX25	304	300 PCS	✓
147220	5 mm	90 mm	10 mm	54 mm	TX25	BU4	500 PCS	✓

Item no	Diameter	Length	Diameter of head	Thread length	Type of bits	Packaging	Contents	CE
147122	5 mm	100 mm	10 mm	60 mm	TX25	304	300 PCS	✓
147222	5 mm	100 mm	10 mm	60 mm	TX25	BU4	450 PCS	✓
147126	6 mm	70 mm	12 mm	42 mm	TX30	304	200 PCS	✓
147128	6 mm	80 mm	12 mm	48 mm	TX30	304	200 PCS	✓
147228	6 mm	80 mm	12 mm	48 mm	TX30	BU4	400 PCS	✓
147130	6 mm	90 mm	12 mm	54 mm	TX30	304	200 PCS	✓
147230	6 mm	90 mm	12 mm	54 mm	TX30	BU4	350 PCS	✓
147132	6 mm	100 mm	12 mm	60 mm	TX30	304	200 PCS	✓
147232	6 mm	100 mm	12 mm	60 mm	TX30	BU4	350 PCS	✓
147134	6 mm	120 mm	12 mm	72 mm	TX30	304	150 PCS	✓
147234	6 mm	120 mm	12 mm	72 mm	TX30	BU4	300 PCS	✓
147136	6 mm	140 mm	12 mm	90 mm	TX30	304	150 PCS	✓
147236	6 mm	140 mm	12 mm	90 mm	TX30	BU4	300 PCS	✓

Big Pro Pack

Item no	Diameter	Length	Diameter of head	Thread length	Type of bits	Packaging	Contents	CE
147004	4 mm	50 mm	8 mm	30 mm	TX20	EOU	4000 PCS	✓
147006	4,5 mm	40 mm	9 mm	24 mm	TX20	EOU	5000 PCS	✓
147008	4,5 mm	50 mm	9 mm	30 mm	TX20	EOU	3500 PCS	✓
147010	4,5 mm	60 mm	9 mm	36 mm	TX20	EOU	3500 PCS	✓
147012	4,5 mm	70 mm	9 mm	42 mm	TX20	EOU	3000 PCS	✓
147013	5 mm	50 mm	10 mm	30 mm	TX25	EOU	3000 PCS	✓
147014	5 mm	60 mm	10 mm	36 mm	TX25	EOU	3000 PCS	✓
147016	5 mm	70 mm	10 mm	42 mm	TX25	EOU	2500 PCS	✓
147018	5 mm	80 mm	10 mm	48 mm	TX25	EOU	2400 PCS	✓
147020	5 mm	90 mm	10 mm	54 mm	TX25	EOU	1500 PCS	✓
147022	5 mm	100 mm	10 mm	60 mm	TX25	EOU	1500 PCS	✓
147026	6 mm	70 mm	12 mm	42 mm	TX30	EOU	1600 PCS	✓
147028	6 mm	80 mm	12 mm	48 mm	TX30	EOU	1500 PCS	✓
147030	6 mm	90 mm	12 mm	54 mm	TX30	EOU	1400 PCS	✓
147032	6 mm	100 mm	12 mm	60 mm	TX30	EOU	1200 PCS	✓
147034	6 mm	120 mm	12 mm	72 mm	TX30	EOU	1000 PCS	✓

PAN HEAD



Wood

WOOD SCREW ESSDRIVE PAN HEAD, STAINLESS STEEL A2

AREA OF USE

ESSDRIVE Wood screw is intended for most installation work in chipboard, wood, plastic, connectors, plugs etc.

DESCRIPTION

The screw is made of stainless steel for outdoor use. The screw has a pan head and is equipped with a TX mount/bits. For length 70mm and longer it has an extra milling thread direct after the ordinary thread that ease the mounting of longer and larger screws. The screw fulfills the CE demands according to EN14592.

INSTALLATION INSTRUCTIONS

Recommended rpm: 400-1200/min

Specification

Main Materials	Stainless steel A2
Corrosion resistance class	C4 A2
Application environment	Outdoors

A2

Standard Pro Pack

Item no	Diameter	Length	Diameter of head	Thread length	Type of bits	Packaging	Contents	CE
132112	4 mm	30 mm	8 mm	18 mm	TX20	202	200 PCS	✓
132114	4 mm	40 mm	8 mm	24 mm	TX20	202	200 PCS	✓
132116	4 mm	50 mm	8 mm	30 mm	TX20	203	200 PCS	✓
132117	4,5 mm	30 mm	9 mm	18 mm	TX20	202	200 PCS	✓
132119	4,5 mm	40 mm	9 mm	24 mm	TX20	203	200 PCS	✓
132121	4,5 mm	50 mm	9 mm	30 mm	TX20	203	200 PCS	✓
132125	5 mm	40 mm	10 mm	24 mm	TX25	203	200 PCS	✓
132128	5 mm	50 mm	10 mm	30 mm	TX25	204	200 PCS	✓
132130	5 mm	60 mm	10 mm	36 mm	TX25	203	100 PCS	✓
132131	5 mm	70 mm	10 mm	42 mm	TX25	203	100 PCS	✓
132133	5 mm	80 mm	10 mm	42 mm	TX25	203	100 PCS	✓
132134	5 mm	100 mm	10 mm	52 mm	TX25	203	100 PCS	✓
132137	6 mm	60 mm	12 mm	36 mm	TX30	203	100 PCS	✓
132139	6 mm	80 mm	12 mm	42 mm	TX30	203	100 PCS	✓
132141	6 mm	100 mm	12 mm	52 mm	TX30	204	100 PCS	✓

Small Pack

Item no	Diameter	Length	Diameter of head	Thread length	Type of bits	Packaging	Contents	CE
132110	4 mm	20 mm	8 mm	20 mm	TX20	112	200 PCS	✓


WOOD SCREW ESSDRIVE, PAN HEAD, ELECTRO ZINC PLATED

AREA OF USE

ESSDRIVE Wood screw is intended for most installation work in chipboard, wood, plastic, connectors, plugs etc.

DESCRIPTION

The screw is made of hardened steel with an electro-zinc plating for indoor use. The screw has a pan head and is equipped with a TX mount/bits. For length 70mm and longer it has an extra milling thread direct after the ordinary thread that ease the mounting of longer and larger screws. The screw fulfills the CE demands according to EN14592.



Wood

INSTALLATION INSTRUCTIONS

Recommended RPM: 400-1200/min

Specification

Surface treatment	Zinc plated
Main Materials	Steel
Corrosion resistance class	C1
Application environment	Indoors

C1

Standard Pro Pack

Item no	Diameter	Length	Diameter of head	Thread length	Type of bits	Packaging	Contents	CE
134106	3,5 mm	30 mm	7 mm	18 mm	TX10	202	200 PCS	✓
134107	3,5 mm	40 mm	7 mm	24 mm	TX10	202	200 PCS	✓
134111	4 mm	25 mm	8 mm	18 mm	TX20	202	200 PCS	✓
134112	4 mm	30 mm	8 mm	18 mm	TX20	202	200 PCS	✓
134113	4 mm	35 mm	8 mm	24 mm	TX20	202	200 PCS	✓
134114	4 mm	40 mm	8 mm	24 mm	TX20	202	200 PCS	✓
134115	4 mm	45 mm	8 mm	30 mm	TX20	202	200 PCS	✓
134116	4 mm	50 mm	8 mm	30 mm	TX20	203	200 PCS	✓
134117	4,5 mm	20 mm	9 mm	20 mm	TX20	202	200 PCS	✓
134118	4,5 mm	25 mm	9 mm	18 mm	TX20	202	200 PCS	✓
134119	4,5 mm	30 mm	9 mm	18 mm	TX20	202	200 PCS	✓
134120	4,5 mm	35 mm	9 mm	24 mm	TX20	202	200 PCS	✓
134121	4,5 mm	40 mm	9 mm	24 mm	TX20	203	200 PCS	✓
134122	4,5 mm	50 mm	9 mm	30 mm	TX20	203	200 PCS	✓
134142	5 mm	16 mm	10 mm	16 mm	TX25	202	200 PCS	✓
134143	5 mm	25 mm	10 mm	20 mm	TX25	202	200 PCS	✓
134144	5 mm	30 mm	10 mm	20 mm	TX25	202	200 PCS	✓
134145	5 mm	35 mm	10 mm	24 mm	TX25	203	200 PCS	✓
134146	5 mm	40 mm	10 mm	24 mm	TX25	203	200 PCS	✓
134147	5 mm	50 mm	10 mm	30 mm	TX25	204	200 PCS	✓
134148	5 mm	60 mm	10 mm	36 mm	TX25	203	100 PCS	✓
134149	5 mm	70 mm	10 mm	42 mm	TX25	203	100 PCS	✓
134150	5 mm	80 mm	10 mm	42 mm	TX25	203	100 PCS	✓
134151	5 mm	90 mm	10 mm	42 mm	TX25	203	100 PCS	✓
134133	5 mm	100 mm	10 mm	52 mm	TX25	203	100 PCS	✓
134134	6 mm	40 mm	12 mm	24 mm	TX30	204	200 PCS	✓
134135	6 mm	50 mm	12 mm	30 mm	TX30	204	200 PCS	✓
134136	6 mm	60 mm	12 mm	36 mm	TX30	203	100 PCS	✓
134137	6 mm	70 mm	12 mm	42 mm	TX30	203	100 PCS	✓
134138	6 mm	80 mm	12 mm	42 mm	TX30	203	100 PCS	✓
134141	6 mm	90 mm	12 mm	42 mm	TX30	204	100 PCS	✓
134139	6 mm	100 mm	12 mm	52 mm	TX30	204	100 PCS	✓

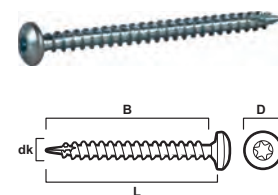
Small Pack								
Item no	Diameter	Length	Diameter of head	Thread length	Type of bits	Packaging	Contents	CE
414140	3 mm	12 mm	6 mm	9 mm	TX10	111	20 PCS	✓
134140	3 mm	12 mm	6 mm	12 mm	TX10	112	200 PCS	✓
414101	3 mm	16 mm	6 mm	13 mm	TX10	111	20 PCS	✓
134101	3 mm	16 mm	6 mm	16 mm	TX10	112	200 PCS	✓
134102	3 mm	20 mm	6 mm	20 mm	TX10	112	200 PCS	✓
134103	3,5 mm	16 mm	7 mm	16 mm	TX10	112	200 PCS	✓
414104	3,5 mm	20 mm	7 mm	16 mm	TX10	111	20 PCS	✓
134104	3,5 mm	20 mm	7 mm	20 mm	TX10	112	200 PCS	✓
134105	3,5 mm	25 mm	7 mm	18 mm	TX10	112	200 PCS	✓
414106	3,5 mm	30 mm	7 mm	18 mm	TX10	111	20 PCS	✓
414108	4 mm	12 mm	8 mm	8 mm	TX20	111	20 PCS	✓
134108	4 mm	12 mm	8 mm	12 mm	TX20	112	200 PCS	✓
414109	4 mm	16 mm	8 mm	12 mm	TX20	111	20 PCS	✓
134109	4 mm	16 mm	8 mm	16 mm	TX20	112	200 PCS	✓
414110	4 mm	20 mm	8 mm	16 mm	TX20	111	20 PCS	✓
134110	4 mm	20 mm	8 mm	20 mm	TX20	112	200 PCS	✓
414111	4 mm	25 mm	8 mm	18 mm	TX20	111	20 PCS	✓
414112	4 mm	30 mm	8 mm	18 mm	TX20	111	20 PCS	✓
414113	4 mm	35 mm	8 mm	24 mm	TX20	111	20 PCS	✓
414114	4 mm	40 mm	8 mm	24 mm	TX20	111	20 PCS	✓
414116	4 mm	50 mm	8 mm	30 mm	TX20	111	20 PCS	✓
414117	4,5 mm	20 mm	9 mm	16 mm	TX20	111	20 PCS	✓
414118	4,5 mm	25 mm	9 mm	18 mm	TX20	111	20 PCS	✓
414119	4,5 mm	30 mm	9 mm	18 mm	TX20	111	20 PCS	✓
414120	4,5 mm	35 mm	9 mm	24 mm	TX20	111	20 PCS	✓
414121	4,5 mm	40 mm	9 mm	24 mm	TX20	111	20 PCS	✓
414122	4,5 mm	50 mm	9 mm	30 mm	TX20	111	20 PCS	✓
414143	5 mm	25 mm	10 mm	18 mm	TX25	111	20 PCS	✓
414125	5 mm	30 mm	10 mm	18 mm	TX25	111	20 PCS	✓
414126	5 mm	35 mm	10 mm	24 mm	TX25	111	20 PCS	✓
414127	5 mm	40 mm	10 mm	24 mm	TX25	111	20 PCS	✓
414128	5 mm	50 mm	10 mm	30 mm	TX25	112	20 PCS	✓
414129	5 mm	60 mm	10 mm	36 mm	TX25	111	10 PCS	✓
414130	5 mm	70 mm	10 mm	42 mm	TX25	112	10 PCS	✓
414150	5 mm	80 mm	10 mm	50 mm	TX25	113	10 PCS	✓
414134	6 mm	40 mm	12 mm	24 mm	TX30	112	20 PCS	✓
414135	6 mm	50 mm	12 mm	30 mm	TX30	112	20 PCS	✓
414136	6 mm	60 mm	12 mm	36 mm	TX30	112	10 PCS	✓
414137	6 mm	70 mm	12 mm	42 mm	TX30	112	10 PCS	✓
414138	6 mm	80 mm	12 mm	50 mm	TX30	113	10 PCS	✓
414141	6 mm	90 mm	12 mm	60 mm	TX30	113	10 PCS	✓
414139	6 mm	100 mm	12 mm	60 mm	TX30	113	10 PCS	✓

WOOD SCREW FULL THREAD, PAN HEAD. BRIGHT ZINC PLATED**AREA OF USE**

ESSVE full thread wood screw with pan head intended for most installation work in wood, chipboard, plywood, plastic, plugs, etc. indoors.

DESCRIPTION

The screw is produced in hardened steel with bright zinc plated surface treatment for indoor environments. It is equipped with 1 fibre cut in the tip, which gives the screw a low drive-in torque in wood and minimises the risk of splintering. ESSVE full thread wood screw conforms to the CE requirement according to EN 14592. The screw is equipped with a TX-bit drive.



Wood

INSTALLATION INSTRUCTIONS

Recommended rpm: 400-1200/min.

Specification

Surface treatment	Zinc plated
Main Materials	Steel
Corrosion resistance class	C1
Application environment	Indoors

C1**Standard Pro Pack**

Item no	Diameter	Length	Diameter of head	Thread length	Type of bits	Packaging	Contents	CE
127101	3 mm	10 mm	6 mm	10 mm	TX10	102	200 PCS	
127107	3 mm	20 mm	6 mm	20 mm	TX10	102	200 PCS	✓
127111	3 mm	30 mm	6 mm	30 mm	TX10	202	200 PCS	✓
127115	3,5 mm	16 mm	7 mm	16 mm	TX10	102	200 PCS	✓
127117	3,5 mm	20 mm	7 mm	20 mm	TX10	102	200 PCS	✓
127119	3,5 mm	25 mm	7 mm	25 mm	TX10	102	200 PCS	✓
127121	3,5 mm	30 mm	7 mm	30 mm	TX10	202	200 PCS	✓
127127	4 mm	16 mm	8 mm	16 mm	TX20	102	200 PCS	✓
127129	4 mm	20 mm	8 mm	20 mm	TX20	102	200 PCS	✓
127131	4 mm	25 mm	8 mm	25 mm	TX20	202	200 PCS	✓
127133	4 mm	30 mm	8 mm	30 mm	TX20	202	200 PCS	✓
127135	4 mm	35 mm	8 mm	35 mm	TX20	202	200 PCS	✓
127137	4 mm	40 mm	8 mm	40 mm	TX20	202	200 PCS	✓
127141	4 mm	50 mm	8 mm	50 mm	TX20	203	200 PCS	✓
127145	4,5 mm	20 mm	9 mm	20 mm	TX20	202	200 PCS	✓
127149	4,5 mm	30 mm	9 mm	30 mm	TX20	202	200 PCS	✓
127151	4,5 mm	35 mm	9 mm	35 mm	TX20	202	200 PCS	✓
127153	4,5 mm	40 mm	9 mm	40 mm	TX20	203	200 PCS	✓
127157	4,5 mm	50 mm	9 mm	50 mm	TX20	203	200 PCS	✓
127159	4,5 mm	60 mm	9 mm	60 mm	TX20	203	100 PCS	✓
127163	5 mm	20 mm	10 mm	20 mm	TX25	202	200 PCS	✓
127165	5 mm	25 mm	10 mm	25 mm	TX25	202	200 PCS	✓
127167	5 mm	30 mm	10 mm	30 mm	TX25	202	200 PCS	✓
127169	5 mm	35 mm	10 mm	35 mm	TX25	203	200 PCS	✓
127171	5 mm	40 mm	10 mm	40 mm	TX25	203	200 PCS	✓
127173	5 mm	45 mm	10 mm	45 mm	TX25	203	200 PCS	✓
127175	5 mm	50 mm	10 mm	50 mm	TX25	204	200 PCS	✓
127177	5 mm	60 mm	10 mm	60 mm	TX25	203	100 PCS	✓
127179	5 mm	70 mm	10 mm	60 mm	TX25	203	100 PCS	✓
127181	5 mm	80 mm	10 mm	60 mm	TX25	203	100 PCS	✓
127185	6 mm	30 mm	12 mm	30 mm	TX30	203	200 PCS	✓
127189	6 mm	40 mm	12 mm	40 mm	TX30	204	200 PCS	✓
127191	6 mm	45 mm	12 mm	45 mm	TX30	204	200 PCS	✓
127193	6 mm	50 mm	12 mm	50 mm	TX30	204	200 PCS	✓
127195	6 mm	60 mm	12 mm	60 mm	TX30	203	100 PCS	✓
127197	6 mm	70 mm	12 mm	60 mm	TX30	203	100 PCS	✓
127199	6 mm	80 mm	12 mm	60 mm	TX30	203	100 PCS	✓
127201	6 mm	90 mm	12 mm	60 mm	TX30	204	100 PCS	✓

Small Pack								
Item no	Diameter	Length	Diameter of head	Thread length	Type of bits	Packaging	Contents	CE
427129	4 mm	20 mm	8 mm	20 mm	TX20	111	20 PCS	✓
427133	4 mm	30 mm	8 mm	30 mm	TX20	111	20 PCS	✓
427137	4 mm	40 mm	8 mm	40 mm	TX20	111	20 PCS	✓
427141	4 mm	50 mm	8 mm	50 mm	TX20	111	20 PCS	✓
427167	5 mm	30 mm	10 mm	30 mm	TX25	111	20 PCS	✓
427171	5 mm	40 mm	10 mm	40 mm	TX25	112	20 PCS	✓
427175	5 mm	50 mm	10 mm	50 mm	TX25	112	20 PCS	✓
427189	6 mm	40 mm	12 mm	40 mm	TX30	111	10 PCS	✓
427193	6 mm	50 mm	12 mm	50 mm	TX30	111	10 PCS	✓
427195	6 mm	60 mm	12 mm	60 mm	TX30	112	10 PCS	✓
427197	6 mm	70 mm	12 mm	60 mm	TX30	112	10 PCS	✓



WOOD SCREW PAN HEAD, BRASS, DIY PACK

AREA OF USE

ESSVE Wood screw with pan head designed for installation in wood.



Wood

Specification	
Main Materials	Brass
Corrosion resistance class	C1
Application environment	Indoors



Small Pack							
Item no	Diameter	Length	Diameter of head	Thread length	Type of bits	Packaging	Contents
525068	3 mm	16 mm	6 mm	12 mm	PZ1	PC	14 PCS
525080	3 mm	25 mm	6 mm	20 mm	PZ1	PC	10 PCS
525070	3,5 mm	16 mm	7 mm	12 mm	PZ2	PC	12 PCS
525076	3,5 mm	20 mm	7 mm	15 mm	PZ2	PC	10 PCS
525088	3,5 mm	30 mm	7 mm	20 mm	PZ2	PC	8 PCS
525084	4 mm	25 mm	8 mm	20 mm	PZ2	PC	7 PCS
525090	4 mm	30 mm	8 mm	20 mm	PZ2	PC	6 PCS
525096	4 mm	40 mm	8 mm	25 mm	PZ2	PC	6 PCS

RAISED COUNTERSUNK HEAD

WOOD SCREW RAISED COUNTERSUNK HEAD, BRASS, DIY PACK

AREA OF USE

ESSVE Wood screw with countersunk pan head designed for installation in wood.



Wood

Specification

Main Materials	Brass
Corrosion resistance class	C1
Application environment	Indoors

C1

Small Pack

Item no	Diameter	Length	Diameter of head	Thread length	Type of bits	Packaging	Contents
525160	2,5 mm	12 mm	5 mm	8 mm	PZ1	PC	16 PCS
525162	3 mm	16 mm	6 mm	12 mm	PZ1	PC	12 PCS
525167	3 mm	20 mm	6 mm	17 mm	PZ1	PC	14 PCS
525164	3,5 mm	16 mm	7 mm	12 mm	PZ2	PC	10 PCS
525169	3,5 mm	20 mm	7 mm	17 mm	PZ2	PC	10 PCS
525171	3,5 mm	25 mm	7 mm	20 mm	PZ2	PC	10 PCS
525175	3,5 mm	30 mm	7 mm	20 mm	PZ2	PC	10 PCS
525179	3,5 mm	40 mm	7 mm	30 mm	PZ2	PC	8 PCS
525177	4 mm	30 mm	8 mm	20 mm	PZ2	PC	8 PCS
525181	4 mm	40 mm	8 mm	30 mm	PZ2	PC	6 PCS
525183	4 mm	50 mm	8 mm	30 mm	PZ2	PC	6 PCS
525185	5 mm	50 mm	10 mm	30 mm	PZ2	PC	6 PCS

WOOD SCREW RAISED COUNTERSUNK HEAD, NICKEL COATED, DIY PACK

AREA OF USE

ESSVE Wood screw with countersunk pan head designed for installation in wood.



Wood

Specification

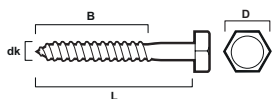
Surface treatment	NICKEL PLATED
Corrosion resistance class	C1
Application environment	Indoors

C1

Small Pack

Item no	Diameter	Length	Diameter of head	Thread length	Type of bits	Packaging	Contents
525202	3 mm	20 mm	6 mm	17 mm	PZ2	PC	10 PCS
525212	3,5 mm	20 mm	7 mm	17 mm	PZ2	PC	10 PCS
525218	3,5 mm	40 mm	7 mm	30 mm	PZ2	PC	8 PCS
525234	4 mm	40 mm	8 mm	30 mm	PZ2	PC	6 PCS
525236	4 mm	50 mm	8 mm	30 mm	PZ2	PC	6 PCS
525242	5 mm	65 mm	10 mm	35 mm	PZ2	PC	4 PCS

HEXAGON HEAD WOOD SCREW



Wood

HEXAGON HEAD COACH SCREW

AREA OF USE

French wood screws are used for installation in wood when a powerful screw is needed outdoors.

DESCRIPTION

The screw is produced in hardened carbon steel in grade 4.6 with hot dip galvanized surface treatment. The screw has a hex head. Manufactured according to DIN 571.

INSTALLATION INSTRUCTIONS

Pre-drill the timber in a suitable dimension. Ideally use hot dip galvanized square washer type S4B for best installation.

Specification

Surface treatment	Hot Dip Galvanized
Main Materials	Steel
Corrosion resistance class	C3
Application environment	Outdoors



Standard Pro Pack


Item no	Diameter	Length	Diameter of head	Thread length	Socket	Packaging	Contents
504403	6 mm	30 mm	10 mm	18 mm	10 mm	202	100 PCS
504405	6 mm	40 mm	10 mm	24 mm	10 mm	202	100 PCS
504407	6 mm	50 mm	10 mm	30 mm	10 mm	203	100 PCS
504411	6 mm	75 mm	10 mm	45 mm	10 mm	203	50 PCS
504413	6 mm	90 mm	10 mm	54 mm	10 mm	203	50 PCS
504419	8 mm	30 mm	13 mm	18 mm	13 mm	202	50 PCS
504421	8 mm	40 mm	13 mm	24 mm	13 mm	202	50 PCS
504423	8 mm	50 mm	13 mm	30 mm	13 mm	203	50 PCS
504425	8 mm	65 mm	13 mm	39 mm	13 mm	203	50 PCS
504427	8 mm	75 mm	13 mm	45 mm	13 mm	204	50 PCS
504429	8 mm	90 mm	13 mm	54 mm	13 mm	204	50 PCS
504431	8 mm	100 mm	13 mm	60 mm	13 mm	203	25 PCS
504433	8 mm	120 mm	13 mm	72 mm	13 mm	204	25 PCS
504435	8 mm	140 mm	13 mm	84 mm	13 mm	204	25 PCS
504437	8 mm	16 mm	13 mm	96 mm	13 mm	206	25 PCS
504441	10 mm	40 mm	17 mm	24 mm	17 mm	203	50 PCS
504443	10 mm	50 mm	17 mm	30 mm	17 mm	204	50 PCS
504445	10 mm	65 mm	17 mm	39 mm	17 mm	203	25 PCS
504447	10 mm	75 mm	17 mm	45 mm	17 mm	203	25 PCS
504449	10 mm	90 mm	17 mm	54 mm	17 mm	204	25 PCS
504451	10 mm	100 mm	17 mm	60 mm	17 mm	204	25 PCS
504453	10 mm	120 mm	17 mm	72 mm	17 mm	204	25 PCS
504455	10 mm	140 mm	17 mm	84 mm	17 mm	304	25 PCS
504457	10 mm	16 mm	17 mm	96 mm	17 mm	206	25 PCS
504458	10 mm	180 mm	17 mm	106 mm	17 mm	206	25 PCS
504460	10 mm	200 mm	17 mm	120 mm	17 mm	206	25 PCS
504459	12 mm	50 mm	19 mm	30 mm	19 mm	204	25 PCS
504461	12 mm	65 mm	19 mm	39 mm	19 mm	204	25 PCS
504463	12 mm	75 mm	19 mm	45 mm	19 mm	204	25 PCS
504467	12 mm	100 mm	19 mm	60 mm	19 mm	304	25 PCS
504469	12 mm	120 mm	19 mm	72 mm	19 mm	304	25 PCS
504471	12 mm	140 mm	19 mm	84 mm	19 mm	304	20 PCS
504473	12 mm	16 mm	19 mm	96 mm	19 mm	206	20 PCS
504475	12 mm	180 mm	19 mm	108 mm	19 mm	206	20 PCS
504477	12 mm	200 mm	19 mm	120 mm	19 mm	206	20 PCS

Item no	Diameter	Length	Diameter of head	Thread length	Socket	Packaging	Contents
504479	12 mm	220 mm	19 mm	132 mm	19 mm	206	20 PCS
504481	12 mm	240 mm	19 mm	144 mm	19 mm	206	20 PCS

Small Pack

Item no	Diameter	Length	Diameter of head	Thread length	Socket	Packaging	Contents
538000	6 mm	30 mm	10 mm	18 mm	10 mm	PC	6 PCS
538002	6 mm	40 mm	10 mm	24 mm	10 mm	PC	6 PCS
538004	6 mm	50 mm	10 mm	30 mm	10 mm	PC	5 PCS
538008	6 mm	75 mm	10 mm	45 mm	10 mm	PC	4 PCS
538010	8 mm	40 mm	13 mm	24 mm	13 mm	PC	4 PCS
538012	8 mm	50 mm	13 mm	30 mm	13 mm	PC	4 PCS
538014	8 mm	65 mm	13 mm	39 mm	13 mm	PC	3 PCS
538016	8 mm	75 mm	13 mm	45 mm	13 mm	PC	2 PCS
538017	8 mm	90 mm	13 mm	54 mm	13 mm	PC	2 PCS
538018	8 mm	100 mm	13 mm	60 mm	13 mm	PC	2 PCS
538020	8 mm	120 mm	13 mm	72 mm	13 mm	PC	2 PCS
538021	8 mm	130 mm	13 mm	78 mm	13 mm	PC	2 PCS
538022	10 mm	50 mm	17 mm	30 mm	17 mm	PC	2 PCS
538024	10 mm	65 mm	17 mm	39 mm	17 mm	PC	2 PCS
538026	10 mm	75 mm	17 mm	45 mm	17 mm	PC	2 PCS
538028	10 mm	100 mm	17 mm	60 mm	17 mm	PC	2 PCS
538030	10 mm	120 mm	17 mm	72 mm	17 mm	PC	2 PCS
538031	10 mm	130 mm	17 mm	78 mm	17 mm	PC	2 PCS
538033	10 mm	150 mm	17 mm	90 mm	17 mm	PC	2 PCS
538032	10 mm	16 mm	17 mm	96 mm	17 mm	PC	2 PCS
538036	12 mm	100 mm	19 mm	60 mm	19 mm	PC	2 PCS
538038	12 mm	150 mm	19 mm	90 mm	19 mm	PC	2 PCS

DECKING SCREW



Wood

ESSDECK MAX DECKING SCREW, CORRSEAL

AREA OF USE

ESSVE Decking screw ESSDECK Max intended for the installation of decking timber, fencing etc to wooden studs/beams. The screw has a larger diameter compared to our standard classic decking screw and is produced from the same high performance steel grade as our construction screws and ESSDRIVE wood screw, in order to handle applications with higher demands, such as big deckings, deckings in several levels and deckings that are exposed to more movements.

Decking screws of stainless steel grade are always recommended for very harsh environment such as marine environment, pool areas, etc.

Decking screws of stainless steel grade and pre-drilling are always recommended when installing teak-like decking timber such as Cumaru, Kirai and others as well as Siberian Larch

DESCRIPTION

The screw is produced from hardened carbon steel with CorrSeal surface treatment. Fitted with TX-drive/bits. The screw has a milling function in the start of the thread which eliminates the need of pre-drilling (except for exotic wood types), it has an upper clamping thread which generates a high clamping force to help straighten up screwed boards. When mounted the clamping thread helps keeping the board in place allowing a smaller head design with the same or higher holding power than traditional decking screws.

The head of the screw is cylindrical with milling ribs underneath, to make a nice splinter free countersunk finish. One advantage with cylindrical head is that it does not push the boards to split at the ends.

ESSVE CorrSeal surface treatment is approved by SITAC nr 0075/05.

INSTALLATION INSTRUCTIONS

Recommended rpm: 400-1200/min.

Specification	
Surface treatment	CorrSeal
Main Materials	Steel
Corrosion resistance class	C4
Application environment	Outdoors



Standard Pro Pack

Item no	Diameter	Length	Diameter of head	Thread length	Type of bits	Packaging	Contents	CE
503542	4,8 mm	42 mm	6,7 mm	20 mm	TX20	203	250 PCS	✓
503242	4,8 mm	42 mm	6,7 mm	20 mm	TX20	BU4	1600 PCS	✓
503555	4,8 mm	55 mm	6,7 mm	28 mm	TX20	203	250 PCS	✓
503255	4,8 mm	55 mm	6,7 mm	28 mm	TX20	BU4	1000 PCS	✓
503575	4,8 mm	75 mm	6,7 mm	37 mm	TX20	204	250 PCS	✓
503275	4,8 mm	75 mm	6,7 mm	37 mm	TX20	BU4	700 PCS	✓

Small Pack

Item no	Diameter	Length	Diameter of head	Thread length	Type of bits	Packaging	Contents	CE
503540	4,8 mm	42 mm	6,7 mm	20 mm	TX20	112	50 PCS	✓
503550	4,8 mm	55 mm	6,7 mm	28 mm	TX20	112	50 PCS	✓

Accessories

Item no	Description	Contents
9980202	BITS TX20 LENGTH 25MM CONICAL	3 PCS
9980372	BITS TX20 LENGTH 25MM CONICAL	10 PCS
9980262	BITS IMPACT TX20 LENGTH 50MM CONICAL	3 PCS


ESSDECK MAX DECKING SCREW, A2

AREA OF USE

ESSVE Decking screw ESSDECK Max intended for the installation of decking timber, fencing etc to wooden studs/beams. The screw has a larger diameter compared to our standard classic decking screw and is produced from the same high performance steel grade as our construction screws and ESSDRIVE wood screw, in order to handle applications with higher demands, such as big deckings, deckings in several levels and deckings that are exposed to more movements.

Decking screws of stainless steel grade are always recommended for very harsh environment such as marine environment, pool areas, etc.

Decking screws of stainless steel grade and pre-drilling are always recommended when installing teak-like decking timber such as Cumaru, Kirai and others as well as Siberian Larch



Wood

DESCRIPTION

The screw is produced from stainless steel A2. Fitted with TX-drive/bits. The screw has a milling function in the start of the thread which eliminates the need of pre-drilling (except for exotic wood types), it has an upper clamping thread which generates a high clamping force to help straighten up screwed boards. When mounted the clamping thread helps keeping the board in place allowing a smaller head design with the same or higher holding power than traditional decking screws. The head of the screw is cylindrical with milling ribs underneath, to make a nice splinter free countersunk finish. One advantage with cylindrical head is that it does not push the boards to split at the ends.

INSTALLATION INSTRUCTIONS

Recommended rpm: 400-1200/min.

Specification

Main Materials	Stainless steel A2
Corrosion resistance class	C4 A2
Application environment	Outdoors

A2

Standard Pro Pack

Item no	Diameter	Length	Diameter of head	Thread length	Type of bits	Packaging	Contents	CE
593542	4,8 mm	42 mm	6,7 mm	20 mm	TX20	203	250 PCS	✓
593555	4,8 mm	55 mm	6,7 mm	28 mm	TX20	203	250 PCS	✓
593575	4,8 mm	75 mm	6,7 mm	37 mm	TX20	204	250 PCS	✓
593255	4,8 mm	55 mm	6,7 mm	28 mm	TX20	BU4	1000 PCS	✓
593275	4,8 mm	75 mm	6,7 mm	37 mm	TX20	BU4	700 PCS	✓

Small Pack

Item no	Diameter	Length	Diameter of head	Thread length	Type of bits	Packaging	Contents	CE
593550	4,8 mm	55 mm	6,7 mm	28 mm	TX20	112	50 PCS	✓

Accessories

Item no	Description	Contents
9980202	BITS TX20 LENGTH 25MM CONICAL	3 PCS
9980372	BITS TX20 LENGTH 25MM CONICAL	10 PCS
9980262	BITS IMPACT TX20 LENGTH 50MM CONICAL	3 PCS



Wood

ESSDECK MAX DECKING SCREW, A4

AREA OF USE

ESSVE Decking screw ESSDECK Max intended for the installation of decking timber, fencing etc to wooden studs/beams. The screw has a larger diameter compared to our standard classic decking screw and is produced from the same high performance steel grade as our construction screws and ESSDRIVE wood screw, in order to handle applications with higher demands, such as big deckings, deckings in several levels and deckings that are exposed to more movements.

Decking screws of stainless steel grade are always recommended for very harsh environment such as marine environment, pool areas, etc.

Decking screws of stainless steel grade and pre-drilling are always recommended when installing teak-like decking timber such as Cumaru, Kirai and others as well as Siberian Larch

DESCRIPTION

The screw is produced from stainless steel A4. Fitted with TX-drive/bits. The screw has a milling function in the start of the thread which eliminates the need of pre-drilling (except for exotic wood types), it has an upper clamping thread which generates a high clamping force to help straighten up scewed boards. When mounted the clamping thread helps keeping the board in place allowing a smaller head design with the same or higher holding power than traditional decking screws. The head of the screw is cylindrical with milling ribs underneath, to make a nice splinter free countersunk finish. One advantage with cylindrical head is that it does not push the boards to split at the ends.

INSTALLATION INSTRUCTIONS

Recommended rpm: 400-1200/min.

Specification

Main Materials	Stainless steel A4
Corrosion resistance class	C5
Application environment	Outdoors



Standard Pro Pack

Item no	Diameter	Length	Diameter of head	Thread length	Type of bits	Packaging	Contents	CE
603542	4,8 mm	42 mm	6,7 mm	20 mm	TX20	203	250 PCS	✓
603555	4,8 mm	55 mm	6,7 mm	28 mm	TX20	203	250 PCS	✓
603575	4,8 mm	75 mm	6,7 mm	37 mm	TX20	204	250 PCS	✓

Accessories

Item no	Description	Contents
9980202	BITS TX20 LENGTH 25MM CONICAL	3 PCS
9980372	BITS TX20 LENGTH 25MM CONICAL	10 PCS
9980262	BITS IMPACT TX20 LENGTH 50MM CONICAL	3 PCS

TORPEDO MAX III

TORPEDO MAX III COLLATED DECKING SCREW FOR WOODEN JOISTS CORRSEAL

AREA OF USE

ESSVE Decking screw Torpedo MAX III intended for the installation of fencing, decking timber, etc against wooden studs. Decking screws of stainless steel grade are always recommended for a very harsh environment such as marine environments, pool areas, etc. The screw has a larger diameter compared to our standard decking screws, to handle applications with higher demands, such as decking, that are exposed to large movements than what is considered normal.

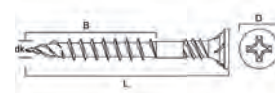
NOTE! Decking screws of stainless steel grade and pre-drilling are always recommended when installing teak-like decking timber such as Cumaru, Kirai and others as well as Siberian larch.

DESCRIPTION

The screw is produced in hardened carbon steel with CorrSeal surface treatment. It is equipped with a PH2 drive/bits. The helical triple thread at the point gives an extremely fast frequency during start - "Instant grip", the helical triple thread also provides a very low drive-in torque in harder materials and minimizes splitting. The head is equipped with four Tornado grooves that countersink the screw, leaving a smooth surface without splinters.

INSTALLATION INSTRUCTIONS

Recommended rpm: 1100-2200/min



Wood

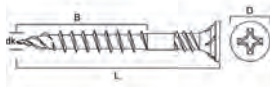
Specification

Surface treatment	CorrSeal
Main Materials	Steel
Corrosion resistance class	C4
Application environment	Outdoors

C4

Standard Pro Pack

Item no	Diameter	Length	Diameter of head	Thread length	Type of bits	Packaging	Contents	CE
505442	4,2 mm	42 mm	7,4 mm	27 mm	PH2	PC	1000 PCS	✓
505455	4,5 mm	55 mm	7,4 mm	27 mm	PH2	PC	1000 PCS	✓
505475	4,5 mm	75 mm	7,4 mm	35 mm	PH2	PC	1000 PCS	✓



Wood

TORPEDO MAX III COLLATED DECKING SCREW FOR WOODEN JOISTS, STAINLESS STEEL A2

AREA OF USE

ESSVE Decking screw Torpedo MAX III intended for the installation of fencing, decking timber, etc against wooden studs. Decking screws of stainless steel grade are always recommended for a very harsh environment such as marine environments, pool areas, etc. The screw has a larger diameter compared to our standard decking screws, to handle applications with higher demands, such as decking, that are exposed to large movements than what is considered normal.

NOTE! Decking screws of stainless steel grade and pre-drilling are always recommended when installing teak-like decking timber such as Cumaru, Kirai and others as well as Siberian larch.

DESCRIPTION

The screw is produced of stainless steel A2. It is equipped with a Ph2 drive/bits. The helical triple thread at the point gives an extremely fast frequency during start - "Instant grip", the helical triple thread also provides a very low drive-in torque in harder materials and minimizes splitting. The head is equipped with four Tornado grooves that countersink the screw, leaving a smooth surface without splinters.

INSTALLATION INSTRUCTIONS

Recommended rpm: 1100-2200/min

Specification

Main Materials	Stainless steel A2
Corrosion resistance class	C4 A2
Application environment	Outdoors



Standard Pro Pack

Item no	Diameter	Length	Diameter of head	Thread length	Type of bits	Packaging	Contents	CE
599442	4,2 mm	42 mm	7,4 mm	27 mm	PH2	PC	1000 PCS	✓
599455	4,5 mm	55 mm	7,4 mm	27 mm	PH2	PC	1000 PCS	✓

TORPEDO MAX III DECKING SCREW FOR WOODEN JOISTS, STAINLESS STEEL A2

AREA OF USE

ESSVE Decking screw Torpedo MAX III intended for the installation of fencing, decking timber, etc against wooden studs. Decking screws of stainless steel grade are always recommended for a very harsh environment such as marine environments, pool areas, etc. The screw has a larger diameter compared to our standard decking screws, to handle applications with higher demands, such as decking, that are exposed to large movements than what is considered normal.

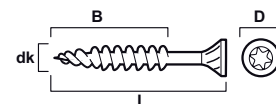
NOTE! Decking screws of stainless steel grade and pre-drilling are always recommended when installing teak-like decking timber such as Cumaru, Kirai and others as well as Siberian larch.

DESCRIPTION

The screw is produced of stainless steel A2. Fitted with TX-drive/bits. The helical triple thread at the point gives an extremely fast frequency during start - "Instant grip", the helical triple thread also provides a very low drive-in torque in harder materials and minimizes splitting. The head is equipped with four Tornado grooves that countersink the screw, leaving a smooth surface without splinters.

INSTALLATION INSTRUCTIONS

Recommended rpm: 400-1200/min



Wood

Specification

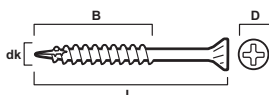
Main Materials	Stainless steel A2
Corrosion resistance class	C4 A2
Application environment	Outdoors



Standard Pro Pack

Item no	Diameter	Length	Diameter of head	Thread length	Type of bits	Packaging	Contents	CE
599570	4,8 mm	70 mm	7,7 mm	38 mm	TX20	204	250 PCS	✓

CLASSIC



Wood

CLASSIC COLLATED DECKING SCREW FOR WOODEN JOISTS, STAINLESS STEEL A4

AREA OF USE

ESSVE Decking screw Classic A4 is designed for the installation of fencing, decking timber, etc against wooden studs in very aggressive environments such as marine/offshore environments, pool areas and structures below ground level. **NOTE!** We always recommend pre-drilling for installation of hardwood decking timber, for example, Cumaru, Kirai, etc.

DESCRIPTION

The screw is made of stainless acid proof steel, SAE316, A4. It is equipped with 1 fibre cut in the point, which minimises the risk of splintering and reduces the drive-in torque. The head is equipped with 6 cutting grooves that countersinks the screw during installation. The screw is fitted with Ph2-bit drive. ESSVE Decking screw Classic A4 are mounted on a plastic band intended for the most common autofeed screwdrivers e.g. Makita, Hilti, Senco etc.

INSTALLATION INSTRUCTIONS

Recommended rpm: approx. 1400 - 2500/min.

Specification

Main Materials	Stainless steel A4
Corrosion resistance class	C5
Application environment	Outdoors



Standard Pro Pack

Item no	Diameter	Length	Diameter of head	Thread length	Type of bits	Packaging	Contents	CE
601342	4,2 mm	42 mm	7,4 mm	27 mm	PH2	PC	1000 PCS	✓
601355	4,2 mm	55 mm	7,4 mm	27 mm	PH2	PC	1000 PCS	✓

CLASSIC DECKING SCREW FOR WOODEN JOISTS, CORRSEAL

AREA OF USE

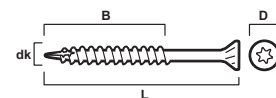
ESSVE Decking screw Classic intended for the installation of fencing and decking timber, etc against wooden studs, outdoors Decking screws of stainless steel grade are always recommended for very harsh environments such as marine, pool areas. **NOTE!** Decking screws of stainless steel grade and pre-drilling are always recommended when installing teak-like decking timber such as Cumaru, Kirai and others as well as Siberian larch.

DESCRIPTION

The screw is produced in hardened carbon steel with CorrSeal surface treatment or of Stainless steel A2 or A4. It is equipped with fibre cut at the point. This means a very low drive-in torque in harder materials and minimises splitting. The head is equipped with 4 cutting grooves that countersinks the screw, leaving a smooth surface without splinters. Fitted with TX-drive/bits, TX20.

INSTALLATION INSTRUCTIONS

Recommended rpm: 400-1200/min.



Wood

Specification

Surface treatment	CorrSeal
Main Materials	Steel
Corrosion resistance class	C4
Application environment	Outdoors

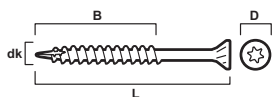
C4

Standard Pro Pack

Item no	Diameter	Length	Diameter of head	Thread length	Type of bits	Packaging	Contents	CE
648530	4,2 mm	30 mm	7,4 mm	18 mm	TX20	202	250 PCS	✓
648542	4,5 mm	42 mm	7,4 mm	27 mm	TX20	203	250 PCS	✓
648243	4,5 mm	42 mm	7,4 mm	27 mm	TX20	BU4	1600 PCS	✓
648555	4,5 mm	55 mm	7,4 mm	27 mm	TX20	203	250 PCS	✓
648256	4,5 mm	55 mm	7,4 mm	27 mm	TX20	BU4	1000 PCS	✓
648575	4,8 mm	75 mm	8 mm	35 mm	TX20	204	250 PCS	✓
648275	4,8 mm	75 mm	8 mm	35 mm	TX20	BU4	600 PCS	✓

Small Pack

Item no	Diameter	Length	Diameter of head	Thread length	Type of bits	Packaging	Contents	CE
448542	4,5 mm	42 mm	7,4 mm	27 mm	TX20	112	50 PCS	✓
448555	4,5 mm	55 mm	7,4 mm	27 mm	TX20	112	50 PCS	✓



Wood

CLASSIC DECKING SCREW FOR WOODEN JOISTS, STAINLESS STEEL A2

AREA OF USE

ESSVE Decking screw Classic intended for the installation of fencing and decking timber, etc against wooden studs, outdoors Decking screws of stainless steel grade are always recommended for very harsh environments such as marine, pool areas. **NOTE!** Decking screws of stainless steel grade and pre-drilling are always recommended when installing teak-like decking timber such as Cumaru, Kirai and others as well as Siberian larch.

DESCRIPTION

The screw is produced in hardened carbon steel with CorrSeal surface treatment or of Stainless steel A2 or A4. It is equipped with fibre cut at the point. This means a very low drive-in torque in harder materials and minimises splitting. The head is equipped with 4 cutting grooves that countersinks the screw, leaving a smooth surface without splinters. Fitted with TX-drive/bits, TX20.

INSTALLATION INSTRUCTIONS

Recommended rpm: 400-1200/min.

Specification	
Main Materials	Stainless steel A2
Corrosion resistance class	C4 A2
Application environment	Outdoors



Standard Pro Pack								
Item no	Diameter	Length	Diameter of head	Thread length	Type of bits	Packaging	Contents	CE
640530	4,2 mm	30 mm	7,4 mm	18 mm	TX20	202	250 PCS	✓
640542	4,2 mm	42 mm	7,4 mm	27 mm	TX20	203	250 PCS	✓
640555	4,2 mm	55 mm	7,4 mm	27 mm	TX20	203	250 PCS	✓
640255	4,2 mm	55 mm	7,4 mm	27 mm	TX20	BU4	1000 PCS	✓
640575	4,8 mm	75 mm	8 mm	35 mm	TX20	204	250 PCS	✓
640275	4,8 mm	75 mm	8 mm	35 mm	TX20	BU4	600 PCS	✓

Small Pack								
Item no	Diameter	Length	Diameter of head	Thread length	Type of bits	Packaging	Contents	CE
440555	4,2 mm	55 mm	7,4 mm	27 mm	TX20	112	50 PCS	✓

CLASSIC DECKING SCREW FOR WOODEN JOISTS, STAINLESS STEEL A4

AREA OF USE

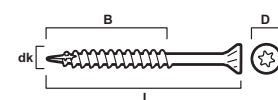
ESSVE Decking screw Classic intended for the installation of fencing and decking timber, etc against wooden studs, outdoors Decking screws of stainless steel grade are always recommended for very harsh environments such as marine, pool areas. **NOTE!** Decking screws of stainless steel grade and pre-drilling are always recommended when installing teak-like decking timber such as Cumaru, Kirai and others as well as Siberian larch.

DESCRIPTION

The screw is produced in hardened carbon steel with CorrSeal surface treatment or of Stainless steel A2 or A4. It is equipped with fibre cut at the point. This means a very low drive-in torque in harder materials and minimises splitting. The head is equipped with 4 cutting grooves that countersinks the screw, leaving a smooth surface without splinters. Fitted with TX-drive/bits, TX20.

INSTALLATION INSTRUCTIONS

Recommended rpm: 400-1200/min.



Wood

Specification

Main Materials	Stainless steel A4
Corrosion resistance class	C5
Application environment	Outdoors

A4

Standard Pro Pack

Item no	Diameter	Length	Diameter of head	Thread length	Type of bits	Packaging	Contents	CE
644530	4,2 mm	30 mm	7,4 mm	18 mm	TX20	202	250 PCS	✓
644542	4,2 mm	42 mm	7,4 mm	27 mm	TX20	203	250 PCS	✓
644555	4,2 mm	55 mm	7,4 mm	27 mm	TX20	203	250 PCS	✓
644255	4,2 mm	55 mm	7,4 mm	27 mm	TX20	BU4	1000 PCS	✓
644575	4,8 mm	75 mm	8 mm	35 mm	TX20	204	250 PCS	✓
644275	4,8 mm	75 mm	8 mm	35 mm	TX20	BU4	600 PCS	✓
644580	5 mm	80 mm	8 mm	50 mm	TX20	203	150 PCS	✓
644590	5 mm	90 mm	8 mm	60 mm	TX20	203	100 PCS	✓
644500	5 mm	100 mm	8 mm	60 mm	TX20	203	100 PCS	✓
644515	5 mm	115 mm	8 mm	70 mm	TX20	204	100 PCS	✓

ACCESSORIES/TOOLS FOR DECKING



DECKING DISTANCE TOOL

AREA OF USE

Tools for generating spacing between decking boards. Simplifies the installation of decking. It is important to follow the plant supplier's installation instructions, regarding rule distance and distance between each pallet, to optimize the life of your terrace.

DESCRIPTION

Tools for securing spaces between decking boards. The distance tool comes in pairs and is broken in two before use. The distances have the option of 3,4,5 or 6mm intervals. To speed up mounting use 2 or more per board and then move them to the next board after mounting the screw/nail.

Standard Pro Pack

Item no	Description	Contents
10001427	Decking Distance Tool	1



DECKING TOOL

AREA OF USE

Tools for bending skewed boards. Simplifies the step of pressing a board against the nearby board. It is important to follow the timber supplier's installation instructions, the distance between each board, to optimize the life of your terrace.

DESCRIPTION

Tools for prying in crooked wood such as decking, roofing boards etc. before they are screwed or nailed down. The tool is placed over the floor beam then easily pried in the board in place for attachment. Used with advantage together with decking distance for deck mounts.

Standard Pro Pack

Item no	Description	Contents
10002431	ESSVE Decking tool-1	1

HDS + MOUNTING TOOL

INSTALLATION TOOL HDS

DESCRIPTION

Installation tool for concealed installation in decking timber. It is important to follow the timber supplier's installation instruction, in terms of stud spacing and the distance between each decking board, to optimise the longevity of your terrace. The legs that are clamped over the decking board during installation give a space between each decking board.

MOUNTING



1. Clamp the installation tool over the decking board, insert 1 HDS screw in each installation hole.



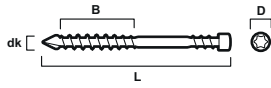
2. Mount the screws with the specially adapted TX15x100mm bit set. Tools with red ring around the screw guide must have a red ring bit.



3. Release the installation tool.

Standard Pro Pack

Item no	Description	Grip range min	Packaging	Contents
701501	HDS JIG 3,5 85	85-110 mm	PCE	1 PCS
701515	HDS JIG 110	110-150 mm	PCE	1 PCS
701502	HDS JIG 3,5 85	85-110 mm	PCE	1 PCS



Wood

HDS DECKING SCREW FOR CONCEALED INSTALLATION IN WOODEN JOISTS. STAINLESS STEEL A4

AREA OF USE

ESSVE HDS Decking screw A4 is intended for concealed installation of common pressure-treated decking timber, Siberian larch, etc. The screw is installed in the side of the decking board with the help of a specially adapted bit and an installation tool.

DESCRIPTION

The screw is made of stainless acid proof steel A4. The arrow shaped point minimises the risk of splintering and reduces the drive-in torque. There is also a thread below the head that creates a high clamping force between the decking board and the supporting stud, the cylindrical head gives a barely visible entry hole. The screw is fitted with TX-bit drive and conforms to the CE requirement set out in EN14592.

INSTALLATION INSTRUCTIONS

Decking screw 4.8 x 50 mm is designed for timber thickness: 19 - 25 mm and max. width 95 mm, use the installation tool for timber width 85 - 110 mm.

Decking screw 4.8 x 60 mm is designed for timber thickness: 25 - 34 mm and max. width 145 mm, use the installation tool for timber width 110 - 150 mm. Recommended rpm: approx. 400-1200/min.

Specification

Main Materials	Stainless steel A4
Corrosion resistance class	C5
Application environment	Outdoors



Standard Pro Pack

Item no	Diameter	Length	Diameter of head	Thread length	Type of bits	Thread length B1	Thread length B2	Packaging	Contents	CE
701550	4,8 mm	50 mm	5 mm	25 mm	TX15	30 mm	10 mm	203	250 PCS	✓
701560	4,8 mm	60 mm	5 mm	25 mm	TX15	30 mm	10 mm	203	250 PCS	✓

Accessories

Item no	Description	Contents
701501	HDS 3,5 INSTALLATION TOOL 85-110	1 PCS


HDS DECKING SCREW FOR CONCEALED INSTALLATION IN WOODEN JOISTS. STAINLESS STEEL A2

AREA OF USE

ESSVE HDS Decking screw A2 is intended for concealed installation of common pressure-treated decking timber. The screw is installed in the side of the decking board with the help of a specially adapted bit and an installation tool.

DESCRIPTION

The screw is made of stainless steel A2. The arrow shaped point minimizes the risk of splintering and reduces the drive-in torque. There is also a thread below the head that creates a high clamping force between the decking board and the supporting stud, the cylindrical head gives a barely visible entry hole. The screw is fitted with TX-bit drive and conforms to the CE requirement set out in EN14592.



INSTALLATION INSTRUCTIONS

Decking screw 4.8 x 60 mm is designed for timber thickness: 25 - 34 mm and max. width 145 mm, use the installation tool for timber width 110 - 150 mm. Recommended rpm: approx. 400-1200/min.

Specification

Main Materials	Stainless steel A2
Corrosion resistance class	C4 A2
Application environment	Outdoors



Standard Pro Pack

Item no	Diameter	Length	Diameter of head	Thread length	Type of bits	Thread length B1	Thread length B2	Packaging	Contents	CE
701562	4,8 mm	60 mm	5 mm	25 mm	TX15	30 mm	10 mm	203	250 PCS	✓

BITS FOR HDS INSTALLATION TOOL 701501 AND 701502



Standard Pro Pack

Item no	Description	Length	Type of bits	Packaging	Contents
701166	BITS TX15 FOR HDS TOOL X100MM2	100 mm	TX15	PC	2 PCS

BITS FOR HDS INSTALLATION TOOL 701514 AND 701515

DESCRIPTION

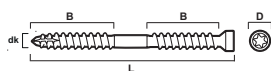
Extended bits for HDS Mounting tool with item number 701516



Standard Pro Pack

Item no	Description	Length	Type of bits	Packaging	Contents
701167	BIT TX15 X100 EXTENDED SLEEVE2	100 mm	TX15	PC	2 PCS

CONSTRUCTION SCREW ET-T



Wood

CONSTRUCTION SCREW ET-T, CORRSEAL

AREA OF USE

ESSVE Construction Screw ET-T designed for joining pieces of timber, construction timber, glulam, etc. indoors and outdoors. When using ESSVE ET-T construction screws outdoors the timber needs to be dry and frost free.

DESCRIPTION

The screw is equipped with one fibre cut at the point which reduces the drive-in torque and minimises splitting. Manufactured of hardened carbon steel and C4 classified surface treatment Silver CorrSeal. The screw conforms to the CE requirement as per EN14592.

INSTALLATION INSTRUCTIONS

Use ESSVE's specific system bits for a safe installation. Fit the system bits without the a bit adapter directly in the chuck. Consequently, screw installation must take place at a constant torque without stopping. Use a strong power driver for the best installation. A power screwdriver with variable speed control is recommended when installing in hard woods. Recommended rpm: 250-800/min.

Specification	
Surface treatment	CorrSeal
Main Materials	Steel
Corrosion resistance class	C4
Application environment	Outdoors



Standard Pro Pack										
Item no	Diameter	Length	Diameter of head	Thread length	Type of bits	Thread length B1	Thread length B2	Packaging	Contents	CE
118100	6,5 mm	65 mm	8 mm	22 mm	TX30	22 mm	22 mm	203	100 PCS	✓
118102	6,5 mm	90 mm	8 mm	38 mm	TX30	38 mm	38 mm	204	100 PCS	✓
118104	6,5 mm	130 mm	8 mm	38 mm	TX30	38 mm	38 mm	304	100 PCS	✓
118106	6,5 mm	160 mm	8 mm	60 mm	TX30	60 mm	60 mm	206	50 PCS	✓
118108	6,5 mm	190 mm	8 mm	80 mm	TX30	80 mm	80 mm	206	50 PCS	✓
118110	6,5 mm	220 mm	8 mm	95 mm	TX30	95 mm	95 mm	206	50 PCS	✓
118112	8,2 mm	90 mm	10 mm	38 mm	TX40	38 mm	38 mm	204	50 PCS	✓
118114	8,2 mm	130 mm	10 mm	38 mm	TX40	38 mm	38 mm	204	50 PCS	✓
118116	8,2 mm	160 mm	10 mm	60 mm	TX40	60 mm	60 mm	206	50 PCS	✓
118118	8,2 mm	190 mm	10 mm	80 mm	TX40	80 mm	80 mm	206	50 PCS	✓
118120	8,2 mm	220 mm	10 mm	95 mm	TX40	95 mm	95 mm	206	50 PCS	✓
118122	8,2 mm	245 mm	10 mm	107 mm	TX40	107 mm	107 mm	206	50 PCS	✓
118124	8,2 mm	275 mm	10 mm	107 mm	TX40	107 mm	107 mm	PC	50 PCS	✓
118126	8,2 mm	300 mm	10 mm	135 mm	TX40	135 mm	135 mm	PC	50 PCS	✓
118128	8,2 mm	330 mm	10 mm	135 mm	TX40	135 mm	135 mm	PC	50 PCS	✓

HEX, HEXAGON HEAD

CONSTRUCTION SCREW – HF (HEX)

AREA OF USE

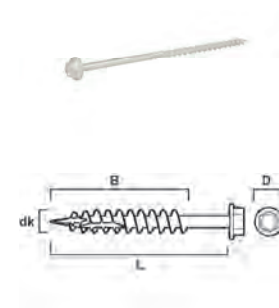
ESSVE Construction screw-HF (HEX) with two fibre cuts, hexagonal head intended for most installation work in wood, chipboard, plywood, etc.

DESCRIPTION

The screw is produced in hardened carbon steel with CorrSeal surface treatment for outdoor environments. The screw is fitted with a cutter one on the point. This means a very low drive-in torque in harder materials and minimises splitting. On screws longer than 60/70/80 mm, there is an additional fibre cut directly after the usual wood thread, this is to facilitate installation of longer and thicker screws. The screw conforms to the CE requirement as per EN14592.

INSTALLATION INSTRUCTIONS

Recommended RPM: 400-1200/min.



Wood

Specification

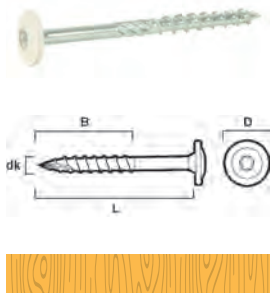
Surface treatment	CorrSeal
Main Materials	Steel
Corrosion resistance class	C4
Application environment	Outdoors

C4

Standard Pro Pack

Item no	Diameter	Length	Diameter of head	Thread length	Socket	Packaging	Contents	CE
113403	6 mm	50 mm	13 mm	40 mm	8 mm	204	100 PCS	✓
113408	6 mm	70 mm	13 mm	40 mm	8 mm	304	100 PCS	✓
113411	6 mm	90 mm	13 mm	50 mm	8 mm	304	100 PCS	✓
113415	6 mm	120 mm	13 mm	75 mm	8 mm	304	100 PCS	✓
113417	6 mm	140 mm	13 mm	75 mm	8 mm	204	50 PCS	✓
113431	8 mm	50 mm	15 mm	45 mm	10 mm	204	50 PCS	✓
113435	8 mm	70 mm	15 mm	50 mm	10 mm	204	50 PCS	✓
113439	8 mm	90 mm	15 mm	50 mm	10 mm	304	50 PCS	✓
113443	8 mm	120 mm	15 mm	80 mm	10 mm	304	50 PCS	✓
113451	8 mm	160 mm	15 mm	80 mm	10 mm	206	50 PCS	✓
113453	8 mm	200 mm	15 mm	100 mm	10 mm	206	25 PCS	✓
113455	8 mm	240 mm	15 mm	100 mm	10 mm	PC	25 PCS	✓
113461	10 mm	50 mm	18 mm	45 mm	13 mm	204	50 PCS	✓
113466	10 mm	80 mm	18 mm	60 mm	13 mm	204	50 PCS	✓
113467	10 mm	100 mm	18 mm	60 mm	13 mm	204	25 PCS	✓
113469	10 mm	120 mm	18 mm	80 mm	13 mm	204	25 PCS	✓
113473	10 mm	160 mm	18 mm	80 mm	13 mm	206	25 PCS	✓
113477	10 mm	200 mm	18 mm	100 mm	13 mm	206	25 PCS	✓
113481	10 mm	240 mm	18 mm	100 mm	13 mm	PC	25 PCS	✓

WAF, WASHER HEAD



Wood

CONSTRUCTION SCREW-W (WAF) WITH LARGE WHITE-FINISHED HEAD, BRIGHT ZINC PLATED

AREA OF USE

ESSVE Construction screw-W BZP WHITE (WAF) with 1 fibre cut in the tip and TX drive intended for most installation work in wood, chipboard, plywood, etc. both indoors

DESCRIPTION

Construction screw-W BZP (WAF) is made of hardened carbon steel with 5 µ electrogalvanizing for indoor environments. The screw has a large head diameter, which gives a very high-clamping force during installation. The head also has a very low overall height, which can be an advantage for the installation. It is equipped with 1 fibre cut in the tip, which gives the screw a low drive-in torque in wood and minimises the risk of splintering. The white finish makes the screw optimal for mounting kitchen cabinets, for example.

On screws that are longer, there is an additional fibre cut directly after the usual wood thread, this is to facilitate installation of longer and thicker screws.

The underside of the screw head is designed so that it fits properly when installed in beams and post bases.

ESSVE Construction screw W complies with the CE requirement according to EN 14592. The screw is fitted with TX-bit drive.

INSTALLATION INSTRUCTIONS

Recommended rpm: 400-1200/min.

Specification

Surface treatment	Zinc plated
Main Materials	Steel
Corrosion resistance class	C1
Application environment	Indoors



Standard Pro Pack

Item no	Diameter	Length	Diameter of head	Thread length	Fixture thickness	Type of bits	Color	Packaging	Contents	CE
113204	6 mm	50 mm	15,3 mm	40 mm	6 mm	TX30	White	204	100 PCS	✓
113206	6 mm	60 mm	15,3 mm	40 mm	6 mm	TX30	White	204	100 PCS	✓
113210	6 mm	80 mm	15,3 mm	40 mm	6 mm	TX30	White	304	100 PCS	✓
113220	4 mm	30 mm	11 mm	16 mm	6 mm	TX20	White	202	200 PCS	✓

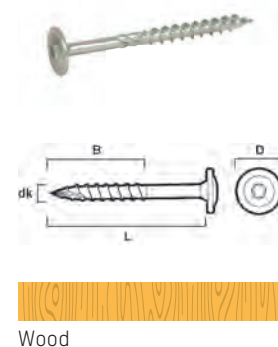
CONSTRUCTION SCREW-W (WAF) WITH LARGE HEAD, BRIGHT ZINC PLATED

AREA OF USE

ESSVE Construction screw-W BZP (WAF) with 1 fibre cut in the tip and TX drive intended for most installation work in wood, chipboard, plywood, etc. both indoors

DESCRIPTION

Construction screw-W FZB (WAF) is made of hardened carbon steel with 5 μ electrogalvanizing for indoor environments. The screw has a large head diameter, which gives a very high-clamping force during installation. The head also has a very low overall height, which can be an advantage for the installation. It is equipped with 1 fibre cut in the tip, which gives the screw a low drive-in torque in wood and minimises the risk of splintering. On screws that are longer, there is an additional fibre cut directly after the usual wood thread, this is to facilitate installation of longer and thicker screws. The underside of the screw head is designed so that it fits properly when installed in beams and post bases. ESSVE Construction screw W complies with the CE requirement according to EN 14592. The screw is fitted with TX-bit drive.



INSTALLATION INSTRUCTIONS

Recommended rpm: 400-1200/min.

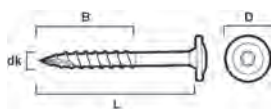
Specification

Surface treatment	Zinc plated
Main Materials	Steel
Corrosion resistance class	C1
Application environment	Indoors

C1

Standard Pro Pack

Item no	Diameter	Length	Diameter of head	Thread length	Fixture thickness	Type of bits	Packaging	Contents	CE
113203	6 mm	50 mm	15,3 mm	40 mm	6 mm	TX30	204	100 PCS	✓
113205	6 mm	60 mm	15,3 mm	40 mm	6 mm	TX30	204	100 PCS	✓
113209	6 mm	80 mm	15,3 mm	40 mm	6 mm	TX30	304	100 PCS	✓
113211	6 mm	90 mm	15,3 mm	50 mm	6 mm	TX30	304	100 PCS	✓
113213	6 mm	100 mm	15,3 mm	50 mm	6 mm	TX30	304	100 PCS	✓
113215	6 mm	120 mm	15,3 mm	75 mm	6 mm	TX30	304	50 PCS	✓
113217	6 mm	140 mm	15,3 mm	75 mm	6 mm	TX30	304	50 PCS	✓
113235	8 mm	70 mm	22 mm	50 mm	8 mm	TX40	304	50 PCS	✓
113237	8 mm	80 mm	22 mm	50 mm	8 mm	TX40	304	50 PCS	✓
113239	8 mm	90 mm	22 mm	50 mm	8 mm	TX40	304	50 PCS	✓
113241	8 mm	100 mm	22 mm	60 mm	8 mm	TX40	304	50 PCS	✓
113243	8 mm	120 mm	22 mm	80 mm	8 mm	TX40	304	50 PCS	✓
113247	8 mm	140 mm	22 mm	80 mm	8 mm	TX40	304	50 PCS	✓
113251	8 mm	160 mm	22 mm	80 mm	8 mm	TX40	304	50 PCS	✓
113252	8 mm	180 mm	22 mm	80 mm	8 mm	TX40	206	25 PCS	✓
113253	8 mm	200 mm	22 mm	100 mm	8 mm	TX40	206	25 PCS	✓
113255	8 mm	240 mm	22 mm	100 mm	8 mm	TX40	206	25 PCS	✓
113256	8 mm	280 mm	22 mm	100 mm	8 mm	TX40	PC	25 PCS	✓
113257	8 mm	320 mm	22 mm	100 mm	8 mm	TX40	PC	25 PCS	✓
113266	10 mm	80 mm	25 mm	60 mm	10 mm	TX40	304	50 PCS	✓
113267	10 mm	100 mm	25 mm	60 mm	10 mm	TX40	304	25 PCS	✓
113269	10 mm	120 mm	25 mm	80 mm	10 mm	TX40	304	25 PCS	✓
113271	10 mm	140 mm	25 mm	80 mm	10 mm	TX40	206	25 PCS	✓
113273	10 mm	160 mm	25 mm	80 mm	10 mm	TX40	206	25 PCS	✓
113275	10 mm	180 mm	25 mm	80 mm	10 mm	TX40	206	25 PCS	✓
113277	10 mm	200 mm	25 mm	100 mm	10 mm	TX40	206	25 PCS	✓
113281	10 mm	240 mm	25 mm	100 mm	10 mm	TX40	206	20 PCS	✓



Wood

CONSTRUCTION SCREW-W WAF

AREA OF USE

ESSVE Wood screw WAF with 1 fiber cut in the tip and TX drive intended for most installation work in wood, chipboard, plywood, etc. both indoors and outdoors.

DESCRIPTION

The wood screw WAF is produced in hardened steel with Silver CorrSeal C4 classified surface treatment for outdoor environments. The screw has a large head diameter which produces a very high clamping force during installation. The head also has a very low inset height, which can be an advantage during installation. It is equipped with 1 fibre cut in the tip, which gives the screw a low drive-in torque in wood and minimizes the risk of splintering.

On longer screw, there is an additional fiber cutting thread directly after the usual wood thread, this is to facilitate installation of longer and thicker screws.

The underside of the screw head is designed so that it fits properly when installed in beams and timber brackets.

ESSVE Wood screw WAF conforms to the CE requirement according to EN 14592. The screw is fitted with TX-bit drive.

INSTALLATION INSTRUCTIONS

Recommended rpm: 400-1200/min.

Specification

Surface treatment	CorrSeal
Main Materials	Steel
Corrosion resistance class	C4
Application environment	Indoors ,Outdoors



Standard Pro Pack

Item no	Diameter	Length	Diameter of head	Thread length	Type of bits	Packaging	Contents	CE
113101	6 mm	40 mm	15,3 mm	35 mm	TX30	204	100 PCS	✓
113103	6 mm	50 mm	15,3 mm	40 mm	TX30	204	100 PCS	✓
113105	6 mm	60 mm	15,3 mm	40 mm	TX30	204	100 PCS	✓
113107	6 mm	70 mm	15,3 mm	40 mm	TX30	304	100 PCS	✓
113109	6 mm	80 mm	15,3 mm	40 mm	TX30	304	100 PCS	✓
113111	6 mm	90 mm	15,3 mm	50 mm	TX30	304	100 PCS	✓
113113	6 mm	100 mm	15,3 mm	50 mm	TX30	304	100 PCS	✓
113115	6 mm	120 mm	15,3 mm	75 mm	TX30	304	50 PCS	✓
113117	6 mm	140 mm	15,3 mm	75 mm	TX30	304	50 PCS	✓
113119	6 mm	160 mm	15,3 mm	75 mm	TX30	206	50 PCS	✓
113121	6 mm	180 mm	15,3 mm	75 mm	TX30	206	50 PCS	✓
113123	6 mm	200 mm	15,3 mm	75 mm	TX30	206	50 PCS	✓
113127	6 mm	220 mm	15,3 mm	75 mm	TX30	206	50 PCS	✓
113129	8 mm	40 mm	22 mm	35 mm	TX40	203	50 PCS	✓
113131	8 mm	50 mm	22 mm	45 mm	TX40	304	50 PCS	✓
113133	8 mm	60 mm	22 mm	50 mm	TX40	304	50 PCS	✓
113135	8 mm	70 mm	22 mm	50 mm	TX40	304	50 PCS	✓
113137	8 mm	80 mm	22 mm	50 mm	TX40	304	50 PCS	✓
113139	8 mm	90 mm	22 mm	50 mm	TX40	304	50 PCS	✓
113141	8 mm	100 mm	22 mm	60 mm	TX40	304	50 PCS	✓
113143	8 mm	120 mm	22 mm	80 mm	TX40	304	50 PCS	✓
113147	8 mm	140 mm	22 mm	80 mm	TX40	206	50 PCS	✓
113151	8 mm	160 mm	22 mm	80 mm	TX40	206	50 PCS	✓
113152	8 mm	180 mm	22 mm	80 mm	TX40	206	25 PCS	✓
113153	8 mm	200 mm	22 mm	100 mm	TX40	206	25 PCS	✓
113154	8 mm	220 mm	22 mm	100 mm	TX40	206	20 PCS	✓
113155	8 mm	240 mm	22 mm	100 mm	TX40	206	20 PCS	✓
113097	8 mm	280 mm	22 mm	100 mm	TX40	PC	25 PCS	✓
113157	10 mm	300 mm	25 mm	100 mm	TX40	PC	25 PCS	✓
113099	8 mm	320 mm	22 mm	100 mm	TX40	PC	25 PCS	✓
113159	10 mm	40 mm	25 mm	35 mm	TX40	204	50 PCS	✓
113161	10 mm	50 mm	25 mm	45 mm	TX40	204	50 PCS	✓

Item no	Diameter	Length	Diameter of head	Thread length	Type of bits	Packaging	Contents	CE
113163	10 mm	60 mm	25 mm	55 mm	TX40	304	50 PCS	✓
113165	10 mm	70 mm	25 mm	60 mm	TX40	304	50 PCS	✓
113166	10 mm	80 mm	25 mm	60 mm	TX40	304	50 PCS	✓
113167	10 mm	100 mm	25 mm	60 mm	TX40	204	25 PCS	✓
113169	10 mm	120 mm	25 mm	80 mm	TX40	204	25 PCS	✓
113171	10 mm	140 mm	25 mm	80 mm	TX40	206	25 PCS	✓
113173	10 mm	160 mm	25 mm	80 mm	TX40	206	25 PCS	✓
113175	10 mm	180 mm	25 mm	80 mm	TX40	206	25 PCS	✓
113177	10 mm	200 mm	25 mm	100 mm	TX40	206	25 PCS	✓
113179	10 mm	220 mm	25 mm	100 mm	TX40	206	20 PCS	✓
113181	10 mm	240 mm	25 mm	100 mm	TX40	206	20 PCS	✓

WOOD SCREW WAF WITH A LARGE HEAD, CORRSEAL

AREA OF USE

ESSVE Wood screw WAF with 1 fibre cut in the tip and TX drive intended for most installation work in wood, chipboard, plywood, etc. both indoors and outdoors

DESCRIPTION

The wood screw WAF is produced in hardened steel with Silver CorrSeal C4 classified surface treatment for indoor environments. The screw has a large head diameter which produces a very high clamping force during installation. The head also has a very low inset height, which can be an advantage during installation. It is equipped with 1 fibre cut in the tip, which gives the screw a low drive-in torque in wood and minimises the risk of splintering.

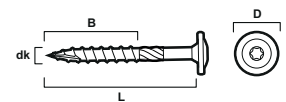
On longer screw, there is an additional fibre cut directly after the usual wood thread, this is to facilitate installation of longer and thicker screws.

The underside of the screw head is designed so that it fits properly when installed in beams and timber brackets.

ESSVE Wood screw WAF conforms to the CE requirement according to EN 14592. The screw is fitted with TX-bit drive.

INSTALLATION INSTRUCTIONS

Recommended rpm: 400-1200/min.



Wood

Specification

Surface treatment	CorrSeal
Main Materials	Steel
Corrosion resistance class	C4
Application environment	Outdoors

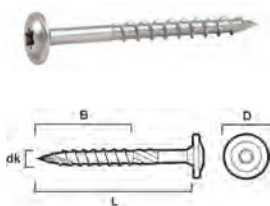


Standard Pro Pack

Item no	Diameter	Length	Diameter of head	Thread length	Type of bits	Packaging	Contents	CE
113184	4 mm	30 mm	10 mm	16 mm	TX20	202	200 PCS	✓
113186	4 mm	40 mm	10 mm	24 mm	TX20	202	200 PCS	✓
113188	4 mm	50 mm	10 mm	30 mm	TX20	203	200 PCS	✓
113190	4 mm	60 mm	10 mm	36 mm	TX20	203	100 PCS	✓
113192	5 mm	30 mm	12 mm	16 mm	TX25	203	200 PCS	✓
113194	5 mm	40 mm	12 mm	24 mm	TX25	203	200 PCS	✓
113196	5 mm	50 mm	12 mm	30 mm	TX25	203	200 PCS	✓
113198	5 mm	60 mm	12 mm	36 mm	TX25	204	100 PCS	✓
113200	5 mm	70 mm	12 mm	42 mm	TX25	304	100 PCS	✓
513432	8 mm	120 mm	22 mm	70 mm	TX40	PC	5 PCS	✓
513430	8 mm	170 mm	22 mm	80 mm	TX40	PC	5 PCS	✓
513428	8 mm	200 mm	22 mm	80 mm	TX40	PC	5 PCS	✓
113145	8 mm	220 mm	22 mm	80 mm	TX40	206	20 PCS	✓

Small Pack

Item no	Diameter	Length	Diameter of head	Thread length	Type of bits	Packaging	Contents	CE
513434	8 mm	50 mm	22 mm	45 mm	TX40	PC	10 PCS	✓
513440	8 mm	80 mm	22 mm	50 mm	TX40	PC	5 PCS	✓



WOOD SCREW WAF WITH LARGE HEAD, A4

AREA OF USE

ESSVE Wood screw WAF A4 with 1 fibre cut in the tip and TX drive intended for most installation work in wood, chipboard, plywood etc. outdoor in demanding conditions and environment.

DESCRIPTION

Wood screw WAF A4 is produced in stainless, acid proof steel corrosion class C5, for use in demanding environment like polluted areas and areas with high saline level such as close to coastal areas. The screw has a large head diameter which produces a very high clamping force during installation. The head also has a very low inset height, which can be an advantage during installation. It is equipped with 1 fibre cut in the tip, which gives the screw a low drive in torque and minimizes the risk of splintering. Another benefit is the elimination of the need for predrilling. On screws longer than 70mm, there is an additional fibre cut milling thread directly above the normal thread, this is to facilitate installation of longer and thicker screws. The underside of the screw head is designed so that it fits properly when installed in beams and timber brackets.

ESSVE Wood screw WAF conforms to the CE requirement according to EN 14592. The screw is fitted with Tx-bit drive.

INSTALLATION INSTRUCTIONS

Recommended rpm: 400-1200/min.



Wood

Specification

Main Materials	Stainless steel A4
Corrosion resistance class	C5
Application environment	Outdoors



Standard Pro Pack

Item no	Diameter	Length	Diameter of head	Thread length	Type of bits	Packaging	Contents	CE
113306	6 mm	70 mm	14 mm	50 mm	TX30	203	50 PCS	✓
113310	6 mm	90 mm	14 mm	50 mm	TX30	203	50 PCS	✓
113314	6 mm	120 mm	14 mm	70 mm	TX30	204	50 PCS	✓
113325	8 mm	40 mm	17 mm	40 mm	TX40	203	50 PCS	✓
113330	8 mm	70 mm	17 mm	50 mm	TX40	204	50 PCS	✓
113334	8 mm	90 mm	17 mm	50 mm	TX40	206	50 PCS	✓
113338	8 mm	120 mm	17 mm	70 mm	TX40	204	25 PCS	✓
113340	8 mm	150 mm	17 mm	80 mm	TX40	206	25 PCS	✓
113376	10 mm	40 mm	22 mm	40 mm	TX40	204	50 PCS	✓
113382	10 mm	70 mm	22 mm	50 mm	TX40	206	50 PCS	✓
113357	10 mm	90 mm	22 mm	70 mm	TX40	204	25 PCS	✓
113360	10 mm	120 mm	22 mm	70 mm	TX40	206	25 PCS	✓
113363	10 mm	150 mm	22 mm	90 mm	TX40	206	25 PCS	✓
113364	10 mm	120 mm	22 mm	70 mm	TX40	206	25 PCS	✓
113365	10 mm	120 mm	22 mm	70 mm	TX40	206	25 PCS	✓
113366	10 mm	120 mm	22 mm	70 mm	TX40	206	25 PCS	✓

TOPROC

TOPROC SPACER SCREW SYSTEM

AREA OF USE

ESSVE Toproc spacer screws are intended for all types of wood materials where you can not or do not want to have contact with the substrate. Examples of this can be for additional insulation, framing of old walls and floors or when suspended a false ceiling.

DESCRIPTION

The Toproc spacer screw is produced in hardened carbon steel with a bright zinc plated surface treatment. In addition to the application areas mentioned above, Toproc is also well suited for the series connection of windows with not pre-drilled frames. When installing cabinets and fittings an attractive installation is obtained with plastic covers. The Toproc screws are threaded at both the tip and the "head". The screw diameter at the tip is 6 mm, and at the "head" it is 8 mm. The thread pitch is equal, which is one of the basic conditions for the function of the Toproc screw. A 4 mm hexagon bit is supplied with each pack. For additional insulation, if the quality of the existing fastening material is unknown we conduct a pull-out test and evaluate according to the type approved method to determine the number of screws needed. Contact ESSVE for help regarding sizing.

MOUNTING



Concrete



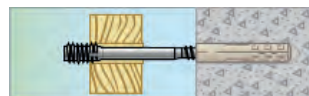
Lightweight concrete



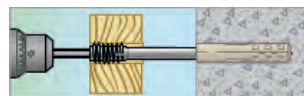
Wood



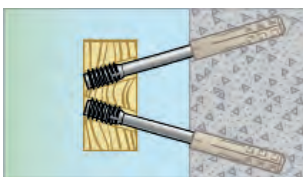
1. All studs must be installed predrilled using an appropriate drill (item No. 130021)



2. For installation in wood substrate no pre-drilling of the substrate is necessary. For installation in concrete or brick, a 6.5 mm hole must be drilled and a 6 mm nylon plug used. For installation in lightweight concrete or hollow brick, an 8 mm hole must be drilled and an 8 mm nylon plug with a long expansion zone used.



3. When installing, the stud must be placed in exactly the right position before the screw is fitted. Installation is performed using the supplied 4 mm torx bit. The screw must have an approximate length so that both the upper and lower threads reach the material.



4. If there are forces that act perpendicular to the screw, it is recommended to install some screws diagonally at an approximate 30-degree angle. This may also be appropriate if installation occurs in the floor and a high air gap is required.

Specification

Surface treatment	Zinc plated
Main Materials	Steel
Corrosion resistance class	C1
Application environment	Indoors

C1

Standard Pro Pack

Item no	Description	Length	Diameter of head	Packaging	Contents
130001	TOPROC DIST.SCREW 6X80 EZP	80 mm	8 mm	PC	50 PCS
130002	TOPROC DIST.SCREW 6X100 EZP	100 mm	8 mm	PC	50 PCS

Accessories

Item no	Description	Contents
110017	NYLON PLUG 8X65	50 PCS
110003	NYLON PLUG 6X30	100 PCS

SYMBOLS

INDOOR

C1 Electro zinc plated, fosfated corrosivity C1

C2 Hot dip galvanized corrosivity C2

C3 Hot dip galvanized corrosivity C3




C4 Anti-corrosion treated corrosivity C4



OUTDOOR

A2 Stainless steel A2


A4 Stainless steel, acid proof A4


STAINLESS


   Indoors/Outdoors, Indoors, Outdoors


  Paintable, Not paintable


MATERIALS


 Wood


 Drywall


 Board


 Lightweight concrete


 Concrete


 Hollow brick


 Brick

 Natural stone

 Hollow core element

 Steel

 Stainless steel

 Aluminium

WAFER HEAD SCREWS WITH DRILLTIP FOR STEEL STUD

WAFER HEAD SCREW WITH DRILLPOINT, BRIGHT ZINC PLATED

AREA OF USE

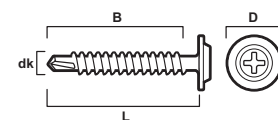
ESSVE Wafer head screw with drill point designed for the installation of sheet materials indoors against steel studs. Drill capacity 0.7-2.0 mm.

DESCRIPTION

The screw is produced in hardened carbon steel with bright zinc plated surface treatment. It is equipped with Philips crosshead Ph2. Also available in the colours black or white, or with surface treatment CorrSeal.

INSTALLATION INSTRUCTIONS

Recommended rpm: 400-1200/min



Specification

Surface treatment	Zinc plated
Main Materials	Steel
Corrosion resistance class	C1
Application environment	Indoors

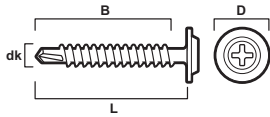


Standard Pro Pack

Item no	Diameter	Length	Diameter of head	Thread length	Type of bits	Drill capacity min/max	Packaging	Contents	CE
562313	4,2 mm	13 mm	11 mm	11 mm	PH2	0,7 / 2	202	250 PCS	✓
562113	4,2 mm	13 mm	11 mm	11 mm	PH2	0,7 / 2	204	1000 PCS	✓
562316	4,2 mm	16 mm	11 mm	14 mm	PH2	0,7 / 2	202	250 PCS	✓
562319	4,2 mm	19 mm	11 mm	17 mm	PH2	0,7 / 2	202	250 PCS	✓
562125	4,2 mm	25 mm	11 mm	23 mm	PH2	0,7 / 2	304	1000 PCS	✓
562133	4,2 mm	32 mm	11 mm	30 mm	PH2	0,7 / 2	304	800 PCS	✓

Small Pack

Item no	Diameter	Length	Diameter of head	Thread length	Type of bits	Drill capacity min/max	Packaging	Contents	CE
513510	4,2 mm	13 mm	11 mm	11 mm	PH2	0,7 / 2	111	20 PCS	✓
513323	4,2 mm	32 mm	11 mm	30 mm	PH2	0,7 / 2	PC	15	✓
513514	4,2 mm	25 mm	11 mm	25 mm	PH2	0,7 / 2	111	20 PCS	✓
513516	4,2 mm	32 mm	11 mm	11 mm	PH2	0,7 / 2	111	20 PCS	✓



Steel

WAFER HEAD SCREW WITH DRILLPOINT, WHITE FINISH

AREA OF USE

ESSVE Wafer head screw with drill point designed for the installation of sheet materials indoors against steel studs. Drill capacity 0.7-2.0 mm.

DESCRIPTION

The screw is produced in hardened carbon steel with bright zinc plated surface treatment and white-coated. It is equipped with Philips crosshead Ph2. Also available in bright, black or with surface treatment CorrSeal.

INSTALLATION INSTRUCTIONS

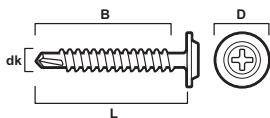
Recommended rpm: 400-1200/min

Specification	
Surface treatment	Coated
Main Materials	Steel
Corrosion resistance class	C2 indoor
Application environment	Outdoors



Standard Pro Pack

Item no	Diameter	Length	Diameter of head	Thread length	Type of bits	Drill capacity min/max	Color	Color code RAL	Packaging	Contents	CE
565613	4,2 mm	13 mm	11 mm	11 mm	PH2	0,7 / 2	White	RAL9010	202	250 PCS	✓
565625	4,2 mm	25 mm	11 mm	23 mm	PH2	0,4 / 0,9	White	RAL9010	202	250 PCS	✓



Steel

WAFER HEAD SCREW WITH DRILLPOINT, BLACK FINISH

AREA OF USE

ESSVE Wafer head screw with drill point designed for the installation of sheet materials indoors against steel studs. Drill capacity 0.7-2.0 mm.

DESCRIPTION

The screw is produced in hardened carbon steel with bright zinc plated surface treatment and black coated. It is equipped with Philips crosshead Ph2. Also available in bright, white or with surface treatment CorrSeal.

INSTALLATION INSTRUCTIONS

Recommended rpm: 400-1200/min

Specification	
Surface treatment	Coated
Main Materials	Steel
Corrosion resistance class	C2 indoor
Application environment	Outdoors



Standard Pro Pack

Item no	Diameter	Length	Diameter of head	Thread length	Type of bits	Drill capacity min/max	Color	Packaging	Contents	CE
566613	4,2 mm	13 mm	11 mm	11 mm	PH2	0,7 / 2	Black	202	250 PCS	✓
566625	4,2 mm	25 mm	11 mm	23 mm	PH2	0,4 / 0,9	Black	202	250 PCS	✓

WAFER HEAD SCREW WITH DRILLPOINT, CORRSEAL

AREA OF USE

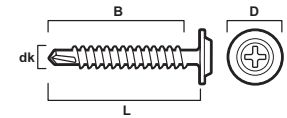
ESSVE Wafer head screw with drill point designed for the installation of sheet materials indoors against steel studs. Drill capacity 0.7-2.0 mm.

DESCRIPTION

The screw is produced in hardened carbon steel with surface treatment CorrSeal. It is equipped with Philips crosshead Ph2. Also available in bright, and the colours black or white.

INSTALLATION INSTRUCTIONS

Recommended rpm: 400-1200/min



Steel

Specification

Surface treatment	CorrSeal
Main Materials	Steel
Corrosion resistance class	C4
Application environment	Outdoors



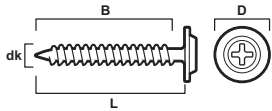
Standard Pro Pack

Item no	Diameter	Length	Diameter of head	Thread length	Type of bits	Drill capacity min/max	Packaging	Contents	CE
569513	4,2 mm	13 mm	11 mm	11 mm	PH2	0,7 / 2	202	250 PCS	✓
569532	4,2 mm	32 mm	11 mm	30 mm	PH2	0,7 / 2	203	250 PCS	✓

Small Pack

Item no	Diameter	Length	Diameter of head	Thread length	Type of bits	Packaging	Contents	CE
469513	4,2 mm	13 mm	11 mm	11 mm	PH2	111	20 PCS	✓
469532	4,2 mm	32 mm	11 mm	30 mm	PH2	111	20 PCS	✓

WAFER HEAD SCREWS WITH SHARP TIP FOR WOOD- AND STEEL STUD



WAFER HEAD SCREW SHARP POINT, FOR WOOD/STEEL JOISTS, PHOSPHATED

AREA OF USE

ESSVE Wafer head screw with a sharp point is intended for installing in sheet materials indoors against wood or steel studs, max 0.4-0.9 mm.

DESCRIPTION

The screw is manufactured of hardened carbon steel with phosphated surface treatment. It is equipped with Philips crosshead Ph2. Also available in bright zinc plated surface treatment and in different RAL colours.

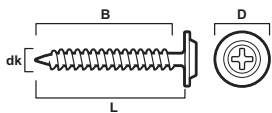
INSTALLATION INSTRUCTIONS

Recommended rpm: 400-1200/min

Specification	
Surface treatment	Phosphated
Main Materials	Steel
Corrosion resistance class	C1
Application environment	Indoors



Standard Pro Pack									
Item no	Diameter	Length	Diameter of head	Thread length	Type of bits	Packaging	Contents	CE	
571113	4,2 mm	13 mm	11 mm	13 mm	PH2	204	1000 PCS	✓	
571125	4,2 mm	25 mm	11 mm	25 mm	PH2	304	1000 PCS	✓	



WAFER HEAD SCREW SHARP POINT, FOR WOOD/STEEL JOISTS, BRIGHT ZINC PLATED

AREA OF USE

ESSVE Wafer head screw with a sharp point is intended for installing in sheet materials indoors against wood or steel studs, max 0.4-0.9 mm.

DESCRIPTION

The screw is manufactured of hardened carbon steel with bright zinc plated surface treatment. It is equipped with Philips crosshead Ph2. Also available in phosphated surface treatment and different RAL colours.

INSTALLATION INSTRUCTIONS

Recommended rpm: 400-1200/min

Specification	
Surface treatment	Zinc plated
Main Materials	Steel
Corrosion resistance class	C1
Application environment	Indoors



Standard Pro Pack

Item no	Diameter	Length	Diameter of head	Thread length	Type of bits	Packaging	Contents	CE
572613	4,2 mm	13 mm	11 mm	13 mm	PH2	202	250 PCS	✓
572113	4,2 mm	13 mm	11 mm	13 mm	PH2	204	1000 PCS	✓
572616	4,2 mm	16 mm	11 mm	16 mm	PH2	202	250 PCS	✓
572619	4,2 mm	19 mm	11 mm	19 mm	PH2	202	250 PCS	✓
572625	4,2 mm	25 mm	11 mm	25 mm	PH2	202	250 PCS	✓
572125	4,2 mm	25 mm	11 mm	25 mm	PH2	304	1000 PCS	✓
572632	4,2 mm	32 mm	11 mm	32 mm	PH2	203	250 PCS	✓
572133	4,2 mm	32 mm	11 mm	32 mm	PH2	304	800 PCS	✓
572638	4,2 mm	38 mm	11 mm	38 mm	PH2	204	250 PCS	✓
572645	4,2 mm	45 mm	11 mm	45 mm	PH2	204	250 PCS	✓
572650	4,2 mm	50 mm	11 mm	50 mm	PH2	203	200 PCS	✓
572151	4,2 mm	50 mm	11 mm	50 mm	PH2	304	400 PCS	✓
572165	4,2 mm	65 mm	11 mm	50 mm	PH2	204	200 PCS	✓
578175	4,8 mm	75 mm	11 mm	50 mm	PH2	304	200 PCS	✓
575185	4,8 mm	85 mm	11 mm	50 mm	PH2	304	200 PCS	✓
575100	4,8 mm	100 mm	11 mm	50 mm	PH2	304	200 PCS	✓

Small Pack

Item no	Diameter	Length	Diameter of head	Thread length	Type of bits	Packaging	Contents	CE
513520	4,2 mm	13 mm	11 mm	13 mm	PH2	111	20 PCS	✓
513522	4,2 mm	25 mm	11 mm	25 mm	PH2	111	20 PCS	✓
513524	4,2 mm	50 mm	11 mm	50 mm	PH2	112	20 PCS	✓
513526	4,8 mm	75 mm	11 mm	75 mm	PH2	112	20 PCS	✓

WAFER HEAD SCREW SHARP POINT, FOR WOOD/STEEL JOISTS, PAINTED

AREA OF USE

ESSVE Wafer head screw with a sharp point is intended for installing in sheet materials indoors against wood or steel studs, max 0.4-0.9 mm.

DESCRIPTION

The screw is manufactured of hardened carbon steel and coated in different RAL colours. It is equipped with Philips crosshead Ph2. Also available with phosphated or bright zinc plated surface treatment.

INSTALLATION INSTRUCTIONS

Recommended rpm: 400-1200/min

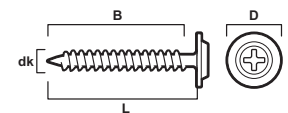
Specification

Surface treatment	Coated
Main Materials	Steel
Corrosion resistance class	C2 indoor
Application environment	Indoors



Standard Pro Pack

Item no	Diameter	Length	Diameter of head	Thread length	Type of bits	Color	Color code RAL	Packaging	Contents	CE
573613	4,2 mm	13 mm	11 mm	13 mm	PH2	White	RAL9010	202	250 PCS	✓
575613	4,2 mm	13 mm	11 mm	13 mm	PH2	Black	RAL9011	202	250 PCS	✓
573619	4,2 mm	19 mm	11 mm	19 mm	PH2	White	RAL9010	202	250 PCS	✓
573625	4,2 mm	25 mm	11 mm	25 mm	PH2	White	RAL9010	202	250 PCS	✓
573626	4,2 mm	25 mm	11 mm	25 mm	PH2	Silver	RAL9006	202	250 PCS	✓
573627	4,2 mm	25 mm	11 mm	25 mm	PH2	Red	RAL8004	202	250 PCS	✓
573628	4,2 mm	25 mm	11 mm	25 mm	PH2	Red	RAL3009	202	250 PCS	✓
573629	4,2 mm	25 mm	11 mm	25 mm	PH2	Gray	RAL7024	202	250 PCS	✓
575625	4,2 mm	25 mm	11 mm	25 mm	PH2	Black	RAL9011	202	250 PCS	✓
573632	4,2 mm	32 mm	11 mm	32 mm	PH2	White	RAL9010	203	250 PCS	✓
573650	4,2 mm	50 mm	11 mm	50 mm	PH2	White	RAL9010	203	200 PCS	✓
573652	4,2 mm	50 mm	11 mm	50 mm	PH2	Black	RAL9011	203	200 PCS	✓



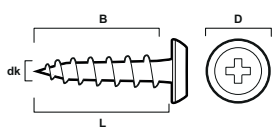
Steel



Wood

Small Pack

Item no	Diameter	Length	Diameter of head	Thread length	Type of bits	Color	Color code RAL	Packaging	Contents	CE
513551	4,2 mm	13 mm	11 mm	13 mm	PH2	Black	RAL9011	111	20 PCS	✓
513540	4,2 mm	13 mm	11 mm	11 mm	PH2	White	RAL9010	111	20 PCS	✓
513333	4,2 mm	19 mm	11 mm	19 mm	PH2	White	RAL9010	PC	25	✓
513553	4,2 mm	25 mm	11 mm	25 mm	PH2	Black	RAL9011	111	20 PCS	✓
513544	4,2 mm	25 mm	10,75 mm	25 mm	PH2	White	RAL9010	111	20 PCS	✓
513335	4,2 mm	32 mm	11 mm	32 mm	PH2	White	RAL9010	PC	15	✓
513548	4,2 mm	50 mm	10,75 mm	50 mm	PH2	White	RAL9010	112	20 PCS	✓



Wood

SUSPENDED CEILING SCREW WITH SHARP POINT, PHOSPHATED

AREA OF USE

ESSVE Suspended ceiling screw designed for the installation of suspended ceiling strips against wood/board.

DESCRIPTION

The screw is fitted with a sharp point and the head has a very low profile, it has Ph2 slot and comes in a phosphated finish.

INSTALLATION INSTRUCTIONS

Recommended rpm: 400-1200/min.

Specification

Surface treatment	Phosphated
Main Materials	Steel
Corrosion resistance class	C1
Application environment	Indoors



Standard Pro Pack

Item no	Diameter	Length	Diameter of head	Thread length	Type of bits	Packaging	Contents
571117	4,2 mm	17 mm	9 mm	17 mm	PH2	204	1000 PCS
571122	4,2 mm	22 mm	9 mm	22 mm	PH2	203	500 PCS

WAFER HEAD SCREWS FOR WOOD STUD

WAFER HEAD SCREWS FOR WOODEN JOISTS, CORRSEAL

AREA OF USE

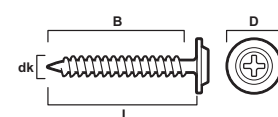
ESSVE Wafer head screws for wooden studs are designed for the installation of sheet materials outdoors against wooden studs.

DESCRIPTION

The screw is produced in hardened carbon steel with CorrSeal surface treatment or of stainless steel A2 for highly exposed environments such as marine environments. It is equipped with Philips crosshead Ph2.

INSTALLATION INSTRUCTIONS

Recommended rpm: 400-1200/min

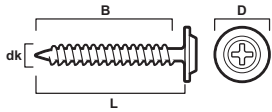


Wood

Specification	
Surface treatment	CorrSeal
Main Materials	Steel
Corrosion resistance class	C4
Application environment	Outdoors



Standard Pro Pack								
Item no	Diameter	Length	Diameter of head	Thread length	Type of bits	Packaging	Contents	CE
579513	4,5 mm	13 mm	11 mm	13 mm	PH2	202	250 PCS	✓
579525	4,5 mm	25 mm	11 mm	25 mm	PH2	202	250 PCS	✓
579532	4,5 mm	32 mm	11 mm	32 mm	PH2	203	250 PCS	✓
579550	4,5 mm	50 mm	11 mm	50 mm	PH2	203	200 PCS	✓
579165	4,5 mm	65 mm	11 mm	50 mm	PH2	204	200 PCS	✓
579185	4,5 mm	85 mm	11 mm	50 mm	PH2	304	200 PCS	✓



Wood

WAFER HEAD SCREW FOR WOODEN JOISTS, STAINLESS STEEL A2

AREA OF USE

ESSVE Wafer head screws for wooden studs are designed for the installation of sheet materials outdoors against wooden studs.

DESCRIPTION

The screw is produced in hardened carbon steel with CorrSeal surface treatment or of stainless steel A2 for highly exposed environments such as marine environments. It is equipped with Philips crosshead Ph2.

INSTALLATION INSTRUCTIONS

Recommended rpm: 400-1200/min

Specification

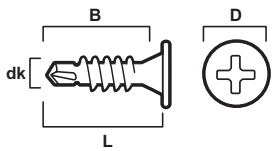
Main Materials	Stainless steel A2
Corrosion resistance class	C4 A2
Application environment	Outdoors



Standard Pro Pack

Item no	Diameter	Length	Diameter of head	Thread length	Type of bits	Packaging	Contents	CE
578113	4,2 mm	13 mm	11 mm	13 mm	PH2	202	250 PCS	✓
578125	4,2 mm	25 mm	11 mm	25 mm	PH2	202	250 PCS	✓
578145	4,2 mm	45 mm	11 mm	45 mm	PH2	203	250 PCS	✓

WAFER HEAD SCREW WITH REDUCED DRILLTIP FOR THIN STEEL STUD



WAFER HEAD SCREW 4,2X14 WITH DRILLTIP PHOSPHATED

AREA OF USE

ESSVE Wafer head screw with reduced drillpoint designed for the installation of light studs against light steel studs indoors. Drill capacity 0.4 – 0.9 mm.

DESCRIPTION

The screw is manufactured of hardened carbon steel with black phosphated surface treatment. It comes with a Philips crosshead Ph2. As the screw has an extra low head, 1.0 mm, it is suitable for installing where extremely low inset height of the head is required.

INSTALLATION INSTRUCTIONS

Recommended rpm: 400-1200/min

Standard Pro Pack

Item no	Diameter	Length	Diameter of head	Thread length	Type of bits	Packaging	Contents	CE
562514	4,1 mm	14 mm	8 mm	10,4 mm	PH2	202	500 PCS	✓

WAFER HEAD SCREWS WITH DRILLTIP FOR STEEL STUD UP TO 2,0MM

WAFER HEAD SCREW 4,8X17 WITH DRILLTIP EZP

AREA OF USE

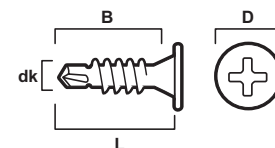
ESSVE Wafer head screw with drillpoint designed for the installation of steel studs against steel studs. Drill capacity 2 x 2.0 mm.

DESCRIPTION

The screw is produced in hardened carbon steel with bright zinc plated surface treatment. It comes with a Philips crosshead Ph2. As the screw has an extra low head, 1.0 mm, it is suitable for installing where extremely low inset height of the head is required.

INSTALLATION INSTRUCTIONS

Recommended rpm: 400-1200/min



Steel

Specification

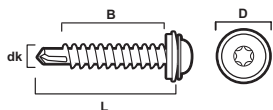
Surface treatment	Zinc plated
Main Materials	Steel
Corrosion resistance class	C1
Application environment	Indoors

C1

Standard Pro Pack

Item no	Diameter	Length	Diameter of head	Thread length	Type of bits	Drill capacity min/max	Packaging	Contents	CE
562518	4,8 mm	17 mm	8 mm	16 mm	PH2	0,4 / 0,9	202	500 PCS	✓

WAFER HEAD SCREW WITH WASHER AND DRILLTIP FOR SHEET METAL ROOFING DETAILS



Sheet metal



Wood

WAFER HEAD SCREW WITH WASHER FOR ROOFING DETAILS, IN RAL COLORS

AREA OF USE

Low pan head screw with stainless washer and painted, intended for installation of weatherboard in barge boards or barge board flashing against wood or sheet metal to sheet metal in outdoor applications.

DESCRIPTION

The screw is made of hardened carbon steel with 20 µ bright zinc plating, the washer is made of stainless steel A2 with black EPDM seal, the screw and washer are powder coated in the most common colours. It has a low pan head and is equipped with TX bit slot. The screw has a reduced drill point and is self-drilling and tapping, the drill capacity in steel 2 x 1.25 mm.

INSTALLATION INSTRUCTIONS

Recommended rpm: 400-1100/min.

Specification

Main Materials	Steel
Corrosion resistance class	C3
Application environment	Outdoors



Standard Pro Pack

Item no	Diameter	Length	Diameter of head	Thread length	Type of bits	Color	Color code RAL	Packaging	Contents
63350	4,2 mm	25 mm	12 mm	16 mm	TX20	Black	RAL9011	202	100 PCS
63352	4,2 mm	25 mm	12 mm	16 mm	TX20	White	RAL9010	202	100 PCS
63354	4,2 mm	25 mm	12 mm	16 mm	TX20	Brick red	RAL8004	202	100 PCS
63356	4,2 mm	25 mm	12 mm	16 mm	TX20	Silver	RAL9006	202	100 PCS
63358	4,2 mm	25 mm	12 mm	16 mm	TX20	Gray	RAL7011	202	100 PCS

Small Pack

Item no	Diameter	Length	Diameter of head	Thread length	Type of bits	Color	Color code RAL	Packaging	Contents
513560	4,2 mm	25 mm	12 mm	16 mm	TX20	Black	RAL9011	111	20 PCS
513562	4,2 mm	25 mm	12 mm	16 mm	TX20	White	RAL9010	111	20 PCS
513564	4,2 mm	25 mm	12 mm	16 mm	TX20	Silver	RAL9006	111	20 PCS

WOOD CONNECTOR SCREWS

WOOD CONNECTOR SCREW 5,0X40 EZP FIBRE CUT

AREA OF USE

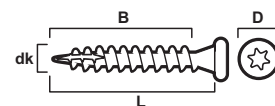
ESSVE Wood connector screw with fibre cut designed for installation in wood fittings outdoors, against wood.

DESCRIPTION

The screw is produced in hardened carbon steel with Electro-zinc plated treatment. It comes with TX-drive/bits. Equipped with 1 fibre cut at the point to reduce drive-in torque in harder woods.

INSTALLATION INSTRUCTIONS

Recommended rpm: 400-1200/min.



Wood

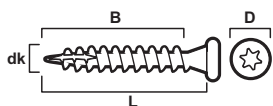
Specification

Surface treatment	Zinc plated
Main Materials	Steel
Corrosion resistance class	C2
Application environment	Outdoors



Standard Pro Pack

Item no	Length	Diameter	Diameter of head	Thread length	Type of bits	Packaging	Contents	CE
102273	40 mm	5 mm	8 mm	36 mm	TX20	BU4	1200 PCS	✓



Wood

WOOD CONNECTOR SCREW WITH FIBRE CUT, CORRSEAL

AREA OF USE

ESSVE Wood connector screw with fibre cut designed for installation in wood fittings outdoors, against wood.

DESCRIPTION

The screw is produced in hardened carbon steel with CorrSeal surface treatment. It comes with TX-drive/bits.

Equipped with one fibre cut at the point to reduce drive-in torque in harder woods.

INSTALLATION INSTRUCTIONS

Recommended rpm: 400-1200/min.

Specification	
Surface treatment	CorrSeal
Main Materials	Steel
Corrosion resistance class	C4
Application environment	Outdoors



Standard Pro Pack								
Item no	Length	Diameter	Diameter of head	Thread length	Type of bits	Packaging	Contents	CE
102665	35 mm	5 mm	8 mm	31 mm	TX20	203	250 PCS	✓
102667	40 mm	5 mm	8 mm	31 mm	TX20	203	250 PCS	✓
102267	40 mm	5 mm	8 mm	31 mm	TX20	BU4	1200 PCS	✓

Small Pack								
Item no	Length	Diameter	Diameter of head	Thread length	Type of bits	Packaging	Contents	
402667	40 mm	5 mm	8 mm	36 mm	TX20	112	20 PCS	

ROOFING SCREW DECOR WITH DRILL POINT

ROOFING SCREW DECOR

AREA OF USE

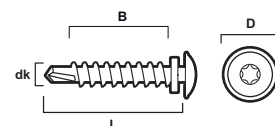
ESSVE Roofing screw DECOR with reduced drillpoint designed for the installation of profiled sheet-metal against wood and sheet-metal-against-sheet-metal (overlap).

DESCRIPTION

The screw is produced in hardened carbon steel with bright zinc plated surface treatment and polyester powder coated. The screw has an EPDM seal that provides weatherproof installation. It has a low pan head with a diameter of 14.0 mm and is designed to so the EPDM rubber is concealed when fitted. This head shape gives an aesthetic installation where you do not want a visible hex head. The screw is fitted with TX-bit drive.

INSTALLATION INSTRUCTIONS

The screw must not be overtightened during installation, as this can damage the EPDM seal and the requirement of weatherproof installation may be compromised. Recommended rpm: 1100-2500/min.



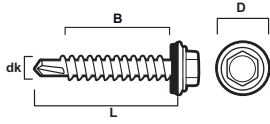
Wood

Specification	
Surface treatment	Coated
Main Materials	Steel
Corrosion resistance class	C3
Application environment	Outdoors



Standard Pro Pack											
Item no	Diameter	Length	Diameter of head	Thread length	Type of bits	Drill capacity min/max	Color	Color code RAL	Packaging	Contents	CE
63260	4,8 mm	20 mm	14 mm	16 mm	TX25	/ 2	Silver	RAL9006	204	250 PCS	✓
63262	4,8 mm	23 mm	14 mm	18 mm	TX20	/ 2	Black	RAL9011	204	250 PCS	✓
63258	4,8 mm	20 mm	14 mm	16 mm	TX25	/ 2	Red	RAL3009	204	250 PCS	✓
63256	4,8 mm	20 mm	14 mm	16 mm	TX25	/ 2	White	RAL9010	204	250 PCS	✓
63254	4,8 mm	20 mm	14 mm	16 mm	TX25	/ 2	Gray	RAL7035	204	250 PCS	✓
63269	4,8 mm	20 mm	14 mm	16 mm	TX25	/ 2	Gray	RAL7024	204	250 PCS	✓
63252	4,8 mm	20 mm	14 mm	16 mm	TX25	/ 2	Red	RAL8004	204	250 PCS	✓
63284	4,8 mm	35 mm	14 mm	31 mm	TX25	/ 2	Silver	RAL9006	304	250 PCS	✓
63274	4,8 mm	35 mm	14 mm	31 mm	TX25	/ 2	Black	RAL9011	304	250 PCS	✓
63276	4,8 mm	35 mm	14 mm	31 mm	TX25	/ 2	Red	RAL3009	304	250 PCS	✓
63278	4,8 mm	35 mm	14 mm	31 mm	TX25	/ 2	White	RAL9010	304	250 PCS	✓
63280	4,8 mm	35 mm	14 mm	31 mm	TX25	/ 2	Gray	RAL7035	304	250 PCS	✓
63281	4,8 mm	35 mm	14 mm	31 mm	TX25	/ 2	Gray	RAL7024	304	250 PCS	✓
63282	4,8 mm	35 mm	14 mm	31 mm	TX25	/ 2	Red	RAL8004	304	250 PCS	✓

ROOFING SCREW WITH DRILL POINT



Wood

ROOFING SCREW WITH DRILL POINT, BRIGHT ZINC PLATED

AREA OF USE

ESSVE Roofing screw designed for installation profiled plates against wood and sheet-against-sheet (overlap).

DESCRIPTION

The screw is produced in hardened carbon steel with bright zinc plated surface treatment and polyester powder coated. Galvanized steel washer with EPDM seal. Also available in stainless steel with stainless steel washer with EPDM seal. Fitted with hex head.

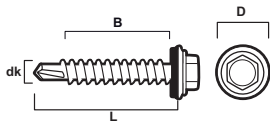
INSTALLATION INSTRUCTIONS

You must ensure the screw is not overtightened during installation to prevent damage to sealing washer. Recommended speed: 1800-2500/min

Specification	
Surface treatment	Zinc plated
Main Materials	Steel
Corrosion resistance class	C2
Application environment	Outdoors



Standard Pro Pack									
Item no	Diameter	Length	Diameter of head	Thread length	Socket	Drill capacity min/max	Packaging	Contents	CE
64951	4,8 mm	20 mm	10 mm	16 mm	8 mm	/ 2	204	250 PCS	✓
64901	4,8 mm	28 mm	10 mm	24 mm	8 mm	/ 2	204	250 PCS	✓
63224	4,8 mm	35 mm	10 mm	31 mm	8 mm	/ 2	304	250 PCS	✓



Wood

ROOFING SCREW WITH DRILL POINT, FINISHED IN RAL COLOURS

AREA OF USE

ESSVE Roofing screw designed for installation profiled plates against wood and sheet-against-sheet (overlap).

DESCRIPTION

The screw is produced in hardened carbon steel with bright zinc plated surface treatment and polyester powder coated. Galvanized steel washer with EPDM seal. Also available in stainless steel with stainless steel washer with EPDM seal. Fitted with hex head.

INSTALLATION INSTRUCTIONS

You must ensure the screw is not overtightened during installation to prevent damage to sealing washer. Recommended speed: 1800-2500/min

Specification	
Surface treatment	Coated
Main Materials	Steel
Corrosion resistance class	C3
Application environment	Outdoors



Standard Pro Pack

Item no	Diameter	Length	Diameter of head	Thread length	Socket	Drill capacity min/max	Color	Color code RAL	Packaging	Contents	CE
63201	4,8 mm	20 mm	10 mm	16 mm	8 mm	/ 2	Silver	RAL9006	204	250 PCS	✓
63205	4,8 mm	20 mm	10 mm	16 mm	8 mm	/ 2	Gray	RAL7024	204	250 PCS	✓
63206	4,8 mm	20 mm	10 mm	16 mm	8 mm	/ 2	Black	RAL9011	204	250 PCS	✓
63207	4,8 mm	20 mm	10 mm	16 mm	8 mm	/ 2	Red	RAL3009	204	250 PCS	✓
63208	4,8 mm	20 mm	10 mm	16 mm	8 mm	/ 2	White	RAL9010	204	250 PCS	✓
63210	4,8 mm	20 mm	10 mm	16 mm	8 mm	/ 2	Gray	RAL7035	204	250 PCS	✓
63212	4,8 mm	20 mm	10 mm	16 mm	8 mm	/ 2	Red	RAL8004	204	250 PCS	✓
63225	4,8 mm	35 mm	10 mm	31 mm	8 mm	/ 2	Gray	RAL7024	304	250 PCS	✓
63226	4,8 mm	35 mm	10 mm	31 mm	8 mm	/ 2	Black	RAL9011	304	250 PCS	✓
63227	4,8 mm	35 mm	10 mm	31 mm	8 mm	/ 2	Red	RAL3009	304	250 PCS	✓
63228	4,8 mm	35 mm	10 mm	31 mm	8 mm	/ 2	White	RAL9010	304	250 PCS	✓
63230	4,8 mm	35 mm	10 mm	31 mm	8 mm	/ 2	Gray	RAL7035	304	250 PCS	✓
63232	4,8 mm	35 mm	10 mm	31 mm	8 mm	/ 2	Red	RAL8004	304	250 PCS	✓
63241	4,8 mm	35 mm	10 mm	31 mm	8 mm	/ 2	Silver	RAL9006	304	250 PCS	✓
63245	4,8 mm	60 mm	10 mm	60 mm	8 mm	/ 2	Black	RAL9011	204	100 PCS	✓

Small Pack

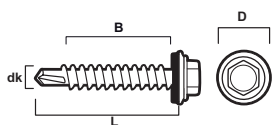
Item no	Diameter	Length	Diameter of head	Thread length	Socket	Drill capacity min/max	Color	Color code RAL	Packaging	Contents	CE
513294	4,8 mm	35 mm	10 mm	31 mm	8 mm	/ 2	Black	RAL9011	PC	30 PCS	✓
513296	4,8 mm	35 mm	10 mm	31 mm	8 mm	/ 2	Red	RAL3009	PC	30 PCS	✓
513295	4,8 mm	35 mm	10 mm	31 mm	8 mm	/ 2	White	RAL9010	PC	30 PCS	✓

Big Pro Pack

Item no	Diameter	Length	Diameter of head	Thread length	Socket	Color	Color code RAL	Packaging	Contents	CE
10563232	4,8 mm	35 mm	10 mm	31 mm	8 mm	Red	RAL8004	E0U	2250 PCS	✓
10563226	4,8 mm	35 mm	10 mm	31 mm	8 mm	Black	RAL9011	E0U	2250 PCS	✓
10563228	4,8 mm	35 mm	10 mm	31 mm	8 mm	White	RAL9010	E0U	2250 PCS	✓

COLOUR CODE RAL

Standard colours	RAL no
Graphite grey	7024
Black	9011
Red	3009
White	9010
Light grey	7035
Brown	8017
Brick red	8004
Silver	9006



Wood

ROOFING SCREW WITH DRILL POINT, FINISHED IN RR COLOURS

AREA OF USE

ESSVE Roofing screw designed for installation profiled plates against wood and sheet-against-sheet (overlap).

DESCRIPTION

The screw is produced in hardened carbon steel with bright zinc plated surface treatment and polyester powder coated. Galvanized steel washer with EPDM seal. Also available in stainless steel with stainless steel washer with EPDM seal. Fitted with hex head.

INSTALLATION INSTRUCTIONS

You must ensure the screw is not overtightened during installation to prevent damage to sealing washer. Recommended speed: 1800-2500/min

Specification	
Surface treatment	Coated
Main Materials	Steel
Corrosion resistance class	C3
Application environment	Outdoors



Standard Pro Pack											
Item no	Diameter	Length	Diameter of head	Thread length	Socket	Drill capacity min/max	Color	Color code RAL	Packaging	Contents	CE
64950	4,8 mm	20 mm	10 mm	16 mm	8 mm	/ 2	Gray	RR22	204	250 PCS	✓
64953	4,8 mm	20 mm	10 mm	16 mm	8 mm	/ 2	White	RR20	204	250 PCS	✓
64955	4,8 mm	20 mm	10 mm	16 mm	8 mm	/ 2	Gray	RR21	204	250 PCS	✓
64958	4,8 mm	20 mm	10 mm	16 mm	8 mm	/ 2	Black	RR33	204	250 PCS	✓
64959	4,8 mm	20 mm	10 mm	16 mm	8 mm	/ 2	Gray	RR23	204	250 PCS	✓
64969	4,8 mm	20 mm	10 mm	16 mm	8 mm	/ 2	Red	RR29	204	250 PCS	✓
64973	4,8 mm	20 mm	10 mm	16 mm	8 mm	/ 2	Brown	RR32	204	250 PCS	✓
64983	4,8 mm	20 mm	10 mm	16 mm	8 mm	/ 2	Silver	RR40	204	250 PCS	✓
64903	4,8 mm	28 mm	10 mm	24 mm	8 mm	/ 2	Green	RR11	204	250 PCS	✓
64905	4,8 mm	28 mm	10 mm	24 mm	8 mm	/ 2	White	RR20	204	250 PCS	✓
64907	4,8 mm	28 mm	10 mm	24 mm	8 mm	/ 2	Gray	RR21	204	250 PCS	✓
64909	4,8 mm	28 mm	10 mm	24 mm	8 mm	/ 2	Gray	RR22	204	250 PCS	✓
64911	4,8 mm	28 mm	10 mm	24 mm	8 mm	/ 2	Gray	RR23	204	250 PCS	✓
64913	4,8 mm	28 mm	10 mm	24 mm	8 mm	/ 2	Red	RR29	204	250 PCS	✓
64915	4,8 mm	28 mm	10 mm	24 mm	8 mm	/ 2	Brown	RR32	204	250 PCS	✓
64917	4,8 mm	28 mm	10 mm	24 mm	8 mm	/ 2	Black	RR33	204	250 PCS	✓
64921	4,8 mm	28 mm	10 mm	24 mm	8 mm	/ 2	Silver	RR40	204	250 PCS	✓
64923	4,8 mm	28 mm	10 mm	24 mm	8 mm	/ 2	Red	RR750	204	250 PCS	✓
64933	4,8 mm	28 mm	10 mm	24 mm	8 mm	/ 2	Brown	RAL3011	204	250 PCS	✓
64935	4,8 mm	28 mm	10 mm	24 mm	8 mm	/ 2	Brown	RAL8017	204	250 PCS	✓

COLOUR CODE RAL

Standard colours	RR/RAL No.	Standard colours	RR/RAL No.
Dark green	RR11	Light brown	RR30
White	RR20	Brown	RR31
Light grey	RR21	Dark brown	RR32
Grey	RR22	Black	RR33
Dark grey	RR23	Light Blue	RR34
Light yellow	RR24	Blue	RR35
Yellow	RR25	Light grey	RR36
Dark yellow	RR26	Green	RR37
Red	RR27	Silver	RR40
Dark red	RR28	Dark silver	RR41
Rust red	RR29	Brick red	RR750
Brownish red	RAL3011	Brown	RAL8017

MARUTEX ROOFING SCREW, STAINLESS STEEL

AREA OF USE

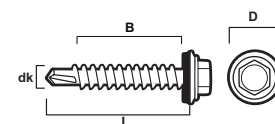
ESSVE Roofing screw designed for installation profiled plates against wood and sheet-against-sheet (overlap).

DESCRIPTION

The screw is produced in hardened carbon steel with bright zinc plated surface treatment and polyester powder coated. Galvanized steel washer with EPDM seal. Also available in stainless steel with stainless steel washer with EPDM seal. Fitted with hex head.

INSTALLATION INSTRUCTIONS

You must ensure the screw is not overtightened during installation to prevent damage to sealing washer. Recommended speed: 1800-2500/min



Wood

Specification

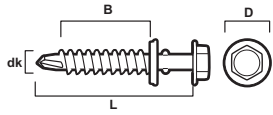
Main Materials	Stainless steel A2
Corrosion resistance class	C4 A2
Application environment	Outdoors



Standard Pro Pack

Item no	Diameter	Length	Diameter of head	Thread length	Socket	Drill capacity min/max	Packaging	Contents	CE
63739	4,8 mm	19 mm	10 mm	15 mm	8 mm	/ 2	204	250 PCS	✓
63723	4,8 mm	35 mm	10 mm	31 mm	8 mm	/ 2	304	250 PCS	✓

ROOFING SCREW FOR PVC ROOFING



Wood

ROOFING SCREW FOR PVC ROOFING

AREA OF USE

ESSVE Roofing screw with wings is designed for the installation of PVC-roofing against wood.

DESCRIPTION

The screw is produced in hardened carbon steel with bright zinc plated surface treatment and is polyester powder coated. Fitted with hex head. The screw has a galvanized steel washer with EPDM seal, and is self drilling and tapping. The roofing screw is equipped with wings to facilitate the installation of PVC roofing and ensure that no cracks occur around the washer in cold and hot weather conditions.

INSTALLATION INSTRUCTIONS

You must ensure the screw is not overtightened during installation to prevent damage to bonded washer. Recommended rpm: 1800-2500/min

Specification

Surface treatment	Coated
Main Materials	Steel
Corrosion resistance class	C3
Application environment	Outdoors



Standard Pro Pack

Item no	Diameter	Length	Diameter of head	Thread length	Socket	Drill capacity min/max	Color	Color code RAL	Packaging	Contents
63238	4,8 mm	35 mm	10 mm	31 mm	8 mm	/ 2	Silver	RAL9006	304	250 PCS
63239	4,8 mm	35 mm	10 mm	31 mm	8 mm	/ 2	Opal white	RAL7047	203	100 PCS

ROOFING SCREW ALUMINIUM, FOR ROOF AND FACADE

ROOFING SCREW FOR PROFILED ROOFING/FAÇADES, ALUMINIUM

AREA OF USE

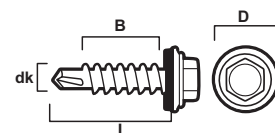
ESSVE Roofing screw, aluminium, designed for the installation of profiled sheet-metal against wood.

DESCRIPTION

The screw is produced in aluminium and is polyester powder coated. It has an hex head. The screw has an aluminium washer with EPDM seal, and is self drilling and tapping.

INSTALLATION INSTRUCTIONS

You must ensure the screw is not overtightened during installation to prevent damage to bonded washer. Recommended rpm: 1800-2500/min



Wood

Specification

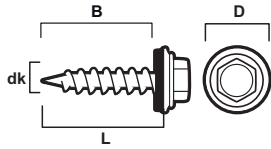
Surface treatment	Coated
Main Materials	Aluminium
Corrosion resistance class	C3
Application environment	Outdoors



Standard Pro Pack

Item no	Diameter	Length	Diameter of head	Thread length	Socket	Drill capacity min/max	Color	Color code RAL	Packaging	Contents
63248	5,5 mm	20 mm	10 mm	16 mm	8 mm	0,5 / 2	Black	RAL9011	204	250 PCS
63251	5,5 mm	20 mm	10 mm	16 mm	8 mm	0,5 / 2	White	RAL9010	204	250 PCS
63234	5,5 mm	38 mm	10 mm	34 mm	8 mm	0,5 / 2	Black	RAL9011	304	250 PCS

ROOFING SCREW WITH SHARP TIP



Wood

ROOFING SCREW WITH SHARP POINT, BRIGHT ZINC PLATED

AREA OF USE

ESSVE Roofing screw with sharp point designed for the installation of profiled sheet-metal against wood. Max. sheet-metal thickness 3×0.5 mm

DESCRIPTION

A self drilling and tapping screw with sharp point. ESSVE Roofing screw delivered in a bright zinc plated design, bright zinc plated with galvanised steel washer with EPDM seal and polyester powder coated or stainless steel.

INSTALLATION INSTRUCTIONS

Appropriate speed for installation is approx. 1800-2500/min. You must ensure the screw is not overtightened during installation to prevent damage to bonded washer.

Specification

Surface treatment	Zinc plated
Main Materials	Steel
Corrosion resistance class	C2
Application environment	Outdoors



Standard Pro Pack

Item no	Diameter	Length	Diameter of head	Thread length	Socket	Drill capacity min/max	Packaging	Contents	CE
64201	4,8 mm	25 mm	10 mm	25 mm	8 mm	/ 2	204	250 PCS	✓
64301	4,8 mm	38 mm	10 mm	38 mm	8 mm	/ 2	304	250 PCS	✓
64402	4,8 mm	50 mm	10 mm	50 mm	8 mm	/ 2	304	200 PCS	✓
64502	4,8 mm	63 mm	10 mm	63 mm	8 mm	/ 2	304	150 PCS	✓

ROOFING SCREW WITH SHARP POINT, PAINTED IN RR COLOURS

AREA OF USE

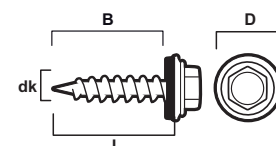
ESSVE Roofing screw with sharp point designed for the installation of profiled sheet-metal against wood. Max. sheet-metal thickness 3×0.5 mm

DESCRIPTION

A self drilling and tapping screw with sharp point. ESSVE Roofing screw delivered in a bright zinc plated design, bright zinc plated with galvanised steel washer with EPDM seal and polyester powder coated or stainless steel.

Color codes:

- RR11 Green
- RR20 White
- RR21 Light gray
- RR23 Dark gray
- RR29 Rust red
- RR32 Dark brown
- RR33 Black
- RR34 Light blue
- RR40 Silver
- RR41 Dark silver
- RR750 Brick red



Wood

INSTALLATION INSTRUCTIONS

Appropriate speed for installation is approx. 1800-2500/min. You must ensure the screw is not overtightened during installation to prevent damage to bonded washer.

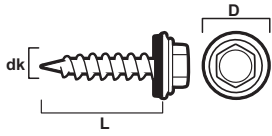
Specification	
Surface treatment	Coated
Main Materials	Steel
Corrosion resistance class	C3
Application environment	Outdoors



Standard Pro Pack

Item no	Diameter	Length	Diameter of head	Thread length	Socket	Drill capacity min/max	Color	Color code RAL	Packaging	Contents	CE
64203	4,8 mm	25 mm	10 mm	25 mm	8 mm	/ 2	Green	RR11	204	250 PCS	✓
64205	4,8 mm	25 mm	10 mm	25 mm	8 mm	/ 2	White	RR20	204	250 PCS	✓
64207	4,8 mm	25 mm	10 mm	25 mm	8 mm	/ 2	Gray	RR21	204	250 PCS	✓
64209	4,8 mm	25 mm	10 mm	25 mm	8 mm	/ 2	Gray	RR22	204	250 PCS	✓
64211	4,8 mm	25 mm	10 mm	25 mm	8 mm	/ 2	Gray	RR23	204	250 PCS	✓
64223	4,8 mm	25 mm	10 mm	25 mm	8 mm	/ 2	Red	RR29	204	250 PCS	✓
64229	4,8 mm	25 mm	10 mm	25 mm	8 mm	/ 2	Brown	RR32	204	250 PCS	✓
64231	4,8 mm	25 mm	10 mm	25 mm	8 mm	/ 2	Black	RR33	204	250 PCS	✓
64241	4,8 mm	25 mm	10 mm	25 mm	8 mm	/ 2	Silver	RR40	204	250 PCS	✓
64243	4,8 mm	25 mm	10 mm	25 mm	8 mm	/ 2	Silver	RR41	204	250 PCS	✓
64245	4,8 mm	25 mm	10 mm	25 mm	8 mm	/ 2	Red	RR750	204	250 PCS	✓
64305	4,8 mm	38 mm	10 mm	38 mm	8 mm	/ 2	White	RR20	304	250 PCS	✓
64311	4,8 mm	38 mm	10 mm	38 mm	8 mm	/ 2	Gray	RR23	304	250 PCS	✓
64319	4,8 mm	38 mm	10 mm	38 mm	8 mm	/ 2	Brown	RR32	304	250 PCS	✓
64321	4,8 mm	38 mm	10 mm	38 mm	8 mm	/ 2	Black	RR33	304	250 PCS	✓
64404	4,8 mm	50 mm	10 mm	50 mm	8 mm	/ 2	Green	RR11	304	200 PCS	✓
64406	4,8 mm	50 mm	10 mm	50 mm	8 mm	/ 2	White	RR20	304	200 PCS	✓
64408	4,8 mm	50 mm	10 mm	50 mm	8 mm	/ 2	Gray	RR23	304	200 PCS	✓
64412	4,8 mm	50 mm	10 mm	50 mm	8 mm	/ 2	Red	RR29	304	200 PCS	✓
64414	4,8 mm	50 mm	10 mm	50 mm	8 mm	/ 2	Brown	RR32	304	200 PCS	✓
64416	4,8 mm	50 mm	10 mm	50 mm	8 mm	/ 2	Black	RR33	304	200 PCS	✓
64504	4,8 mm	63 mm	10 mm	63 mm	8 mm	/ 2	Brown	RR32	304	150 PCS	✓
64506	4,8 mm	63 mm	10 mm	63 mm	8 mm	/ 2	Black	RR33	304	150 PCS	✓
64508	4,8 mm	63 mm	10 mm	63 mm	8 mm	/ 2	Gray	RR23	304	150 PCS	✓
64605	4,8 mm	75 mm	10 mm	75 mm	8 mm	/ 2	Black	RR33	304	100 PCS	✓

CONSTRUCTIONAL SCREW A-THREAD, WITH EPDM WASHER



Wood

CONSTRUCTION SCREW WITH BONDED WASHER, BRIGHT ZINC PLATED

AREA OF USE

ESSVE Construction screw, A-thread with bonded washer designed for installing the sheet-metal on wood.

DESCRIPTION

The screw is produced in hardened carbon steel with bright zinc plated surface treatment. Fitted with hex head.

INSTALLATION INSTRUCTIONS

Recommended rpm: 1800-2500/min

Specification	
Surface treatment	Zinc plated
Main Materials	Steel
Corrosion resistance class	C2 indoor
Application environment	Indoors



Standard Pro Pack

Item no	Diameter	Length	Diameter of head	Thread length	Socket	Packaging	Contents	CE
63036	6,5 mm	38 mm	10 mm	38 mm	8 mm	304	200 PCS	✓
63037	6,5 mm	51 mm	10 mm	51 mm	8 mm	304	150 PCS	✓
63038	6,5 mm	64 mm	10 mm	64 mm	8 mm	304	100 PCS	✓
63039	6,5 mm	75 mm	10 mm	75 mm	8 mm	304	100 PCS	✓

CONSTRUCTION SCREW A-THREAD, WITH FLANGE

CONSTRUCTION SCREW WITH FLANGE HEAD, BRIGHT ZINC PLATED

AREA OF USE

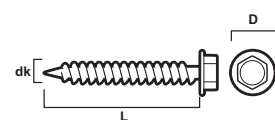
ESSVE Construction screw, A-thread with flange head, \emptyset 14 mm designed for installing the sheet-metal on wood.

DESCRIPTION

The screw is produced in hardened carbon steel with bright zinc plated surface treatment. Fitted with hex head.

INSTALLATION INSTRUCTIONS

Recommended rpm: 1800-2500/min



Wood

Specification

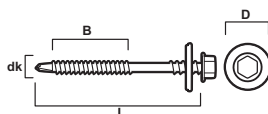
Surface treatment	Zinc plated
Main Materials	Steel
Corrosion resistance class	C2 indoor
Application environment	Indoors



Standard Pro Pack

Item no	Diameter	Length	Diameter of head	Thread length	Socket	Packaging	Contents	CE
63336	6,5 mm	38 mm	14 mm	38 mm	8 mm	204	200 PCS	✓
63337	6,5 mm	50 mm	14 mm	50 mm	8 mm	304	150 PCS	✓
63338	6,5 mm	64 mm	14 mm	64 mm	8 mm	304	100 PCS	✓
63339	6,5 mm	75 mm	14 mm	75 mm	8 mm	304	100 PCS	✓

SANDWICH ELEMENT SCREWS FOR CONCRETE



Concrete



Hollow brick



Brick



Wood

CONCRETE SCREW SANDWICH ELEMENT SCREW WITH WASHER

AREA OF USE

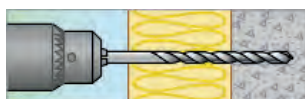
ESSVE Concrete screw Sandwich Element designed for the installation of sandwich elements against concrete, brick, hollow brick and wood. For installation in concrete, brick and hollow brick pre-drill using a 5.0 mm drill bit.

DESCRIPTION

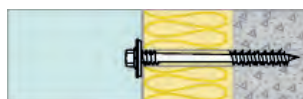
The screw is equipped with a concrete thread and is manufactured of hardened steel with Ruspert surface treatment. Stainless steel washer with vulcanised EPDM rubber seal.

The CE marking (ETA) is valid only for installation in timber.

MOUNTING



1. Drill a \varnothing 5 mm hole through the insulation into the concrete wall. Drill depth min. 30 mm in the concrete.



2. Drive the screw through the sheet metal and insulation into the concrete.

Specification

Surface treatment	Ruspert
Main Materials	Steel
Corrosion resistance class	C3
Application environment	Outdoors



Standard Pro Pack

Item no	Diameter	Length	Diameter of head	Fixture thickness	Drill bit diameter	Drill depth	Anchoring depth	Socket	Packaging	Contents	CE
10565102	6,3 mm	120 mm	19 mm	80 mm	5,2 mm	35 mm	25 mm	8 mm	PC	500 PCS	✓
10565104	6,3 mm	140 mm	19 mm	110 mm	5,2 mm	35 mm	25 mm	8 mm	PC	400 PCS	✓
10565106	6,3 mm	160 mm	19 mm	130 mm	5,2 mm	35 mm	25 mm	8 mm	PC	400 PCS	✓
10565108	6,3 mm	190 mm	19 mm	160 mm	5,2 mm	35 mm	25 mm	8 mm	PC	350 PCS	✓
10565110	6,3 mm	210 mm	19 mm	180 mm	5,2 mm	35 mm	25 mm	8 mm	PC	300 PCS	✓
10565112	6,3 mm	260 mm	19 mm	230 mm	5,2 mm	35 mm	25 mm	8 mm	PC	200 PCS	✓
10565114	6,3 mm	310 mm	19 mm	280 mm	5,2 mm	35 mm	25 mm	8 mm	PC	100 PCS	✓

Accessories

Item no	Description	Contents
225004	SDS PLUS HAMMER DRILL BIT 5,2x250/310	1 PCS

RECOMMENDED FIXING DEPTH*

Material	Ø 6.3
Concrete	25 mm

*Drill depth = fixing depth + min. 10 mm

PRACTICAL LOAD CAPACITY

Dimensions mm	Drill Ø mm	Installation depth mm	Tensile load kN Concrete C20/25	Transverse load kN Concrete C20/25	Min. edge spacing Tensile load mm	Min. edge spacing Transverse load mm	Min. spacing mm	Tightening torque Nm
Ø 6.3	5.0	25	0.8/80	1.4/140	40	50	100	10

Practical load capacity x 1.32 = Ultimate design load value for calculations in accordance with Eurocode. Applied safety factors are in accordance with Boverket's General Guidelines 1993:1, Type approval of fixing.

SANDWICH ELEMENT SCREW WITH DRILL POINT**SANDWICH ELEMENT SCREW, BRIGHT ZINC PLATED****AREA OF USE**

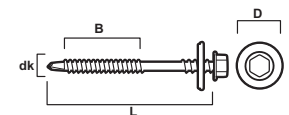
ESSVE Sandwich element screw is designed for the installation of sandwich elements against steel.

DESCRIPTION

The screw is equipped with a drill point and is manufactured of hardened steel. ESSVE Sandwich element screw is available in 2 versions, bright zinc plated design with a galvanised steel washer intended for installation indoors and a silver CorrSeal design with a stainless A2 washer intended for installation outdoors. Both models are fitted with EPDM seals and hex heads.

INSTALLATION INSTRUCTIONS

A screwdriver with an adjustable depth stop is recommended for installation. Recommended speed: Drill cap 1.5-6.0mm 1800-2500/min Drill cap 3.0-12.0mm 1000-1900/min



Steel

Specification

Surface treatment	Zinc plated
Main Materials	Steel
Corrosion resistance class	C2
Application environment	Indoors



SANDWICH ELEMENT SCREWS

Standard Pro Pack									
Item no	Diameter	Length	Diameter of head	Thread length	Socket	Drill capacity min/max	Packaging	Contents	CE
10563176	5,5 mm	110 mm	10 mm	72 mm	8 mm	1,5 / 6	PC	500 PCS	✓
10563178	5,5 mm	125 mm	10 mm	72 mm	8 mm	1,5 / 6	PC	500 PCS	✓
10563180	5,5 mm	150 mm	10 mm	72 mm	8 mm	1,5 / 6	PC	400 PCS	✓
10563182	5,5 mm	175 mm	10 mm	72 mm	8 mm	1,5 / 6	PC	400 PCS	✓
10563184	5,5 mm	200 mm	10 mm	72 mm	8 mm	1,5 / 6	PC	350 PCS	✓
10563188	5,5 mm	230 mm	10 mm	72 mm	8 mm	1,5 / 6	PC	300 PCS	✓
10563189	5,5 mm	275 mm	10 mm	72 mm	8 mm	1,5 / 6	PC	100 PCS	✓
10563156	5,5 mm	70 mm	10 mm	30 mm	8 mm	3 / 12	PC	750 PCS	✓
10563158	5,5 mm	90 mm	10 mm	30 mm	8 mm	3 / 12	PC	550 PCS	✓
10563160	5,5 mm	110 mm	10 mm	72 mm	8 mm	3 / 12	PC	500 PCS	✓
10563164	5,5 mm	150 mm	10 mm	72 mm	8 mm	3 / 12	PC	400 PCS	✓
10563163	5,5 mm	135 mm	10 mm	72 mm	8 mm	3 / 12	PC	450 PCS	✓
10563166	5,5 mm	175 mm	10 mm	72 mm	8 mm	3 / 12	PC	400 PCS	✓
10563167	5,5 mm	186 mm	10 mm	72 mm	8 mm	3 / 12	PC	350 PCS	✓
10563168	5,5 mm	200 mm	10 mm	72 mm	8 mm	3 / 12	PC	350 PCS	✓
10563169	5,5 mm	230 mm	10 mm	72 mm	8 mm	3 / 12	PC	300 PCS	✓
10563190	5,5 mm	250 mm	10 mm	72 mm	8 mm	3 / 12	PC	200 PCS	✓
10563192	5,5 mm	285 mm	10 mm	72 mm	8 mm	3 / 12	PC	100 PCS	✓

SANDWICH ELEMENT SCREW, SILVER CORRSEAL

AREA OF USE

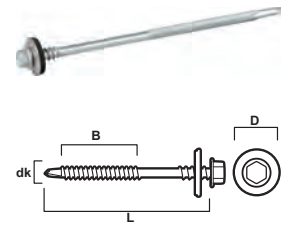
ESSVE Sandwich element screw is designed for the installation of sandwich elements against steel.

DESCRIPTION

The screw is equipped with a drill point and is manufactured of hardened steel. ESSVE Sandwich element screw is available in 2 versions, bright zinc plated design with a galvanised steel washer intended for installation indoors and a silver CorrSeal design with a stainless A2 washer intended for installation outdoors. Both models are fitted with EPDM seals and hex heads.

INSTALLATION INSTRUCTIONS

A screwdriver with an adjustable depth stop is recommended for installation.
Recommended speed: Drill cap 1.5-6.0mm 1800-2500/min Drill cap 3.0-12.0mm 1000-1900/min



Steel

Specification

Surface treatment	CorrSeal
Main Materials	Steel
Corrosion resistance class	C4
Application environment	Outdoors

C4

Standard Pro Pack

Item no	Diameter	Length	Diameter of head	Thread length	Socket	Drill capacity min/max	Packaging	Contents	CE
10567090	5,5 mm	90 mm	10 mm	30 mm	8 mm	3 / 12	PC	550 PCS	✓
10567110	5,5 mm	110 mm	10 mm	72 mm	8 mm	3 / 12	PC	500 PCS	✓
10567125	5,5 mm	125 mm	10 mm	72 mm	8 mm	3 / 12	PC	500 PCS	✓
10567135	5,5 mm	135 mm	10 mm	72 mm	8 mm	3 / 12	PC	450 PCS	✓
10567150	5,5 mm	150 mm	10 mm	72 mm	8 mm	3 / 12	PC	400 PCS	✓
10567175	5,5 mm	175 mm	10 mm	72 mm	8 mm	3 / 12	PC	400 PCS	✓
10567186	5,5 mm	186 mm	10 mm	72 mm	8 mm	3 / 12	PC	350 PCS	✓
10567200	5,5 mm	200 mm	10 mm	72 mm	8 mm	3 / 12	PC	350 PCS	✓
10567230	5,5 mm	230 mm	10 mm	72 mm	8 mm	3 / 12	PC	300 PCS	✓
10567250	5,5 mm	250 mm	10 mm	72 mm	8 mm	3 / 12	PC	200 PCS	✓

WING SCREW FOR STEEL STUD



Steel

COLLATED WINGTEK SCREW WITH DRILLPOINT FOR STEEL JOISTS, BRIGHT ZINC PLATED.

AREA OF USE

ESSVE collated Wingtek screw with drillpoint designed for the installation of wood and board materials against steel indoors.

DESCRIPTION

The screw is produced in hardened carbon steel with a bright zinc plated surface treatment. A drilling and self-tapping screw equipped with the wings for clearance drilling in soft materials. The head is equipped with 4 cutting grooves that countersinks the screw during installation. The screw is fitted with Ph2-bit drive and has the drill capacity 1.8 – 3.0 mm.

INSTALLATION INSTRUCTIONS

Recommended rpm: approx. 1400 - 2200/min.

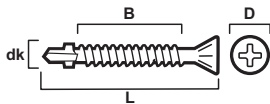
Specification

Surface treatment	Zinc plated
Main Materials	Steel
Corrosion resistance class	C1
Application environment	Indoors

C1

Standard Pro Pack

Item no	Diameter	Length	Diameter of head	Thread length	Fixture thickness	Type of bits	Drill capacity min/max	Packaging	Contents
595330	3,8 mm	30 mm	7 mm	13 mm	17 mm	PH2	1,8 / 3	PC	1000 PCS
595341	3,8 mm	41 mm	7 mm	23 mm	28 mm	PH2	1,8 / 3	PC	1000 PCS



Steel

WING SCREW FOR STEEL JOISTS, CORRSEAL. PH DRIVE

AREA OF USE

ESSVE Wing screw with drillpoint designed for the installation of timber and sheet materials indoors against steel studs and outdoors.

DESCRIPTION

The screw is produced in hardened carbon steel with CorrSeal surface treatment, C4 classified. A drilling and self-tapping screw equipped with the wings for clearance drilling in soft materials. The head is equipped with cutting grooves that countersinks the screw during installation. Equipped with Philips crosshead Ph2 or Ph3 depending on the dimensions.

INSTALLATION INSTRUCTIONS

Recommended rpm approx. 1400-2200/min.

Specification

Surface treatment	CorrSeal
Main Materials	Steel
Corrosion resistance class	C4
Application environment	Outdoors

C4

Standard Pro Pack

Item no	Diameter	Length	Diameter of head	Thread length	Fixture thickness	Type of bits	Drill capacity min/max	Packaging	Contents
595132	4,2 mm	32 mm	8,1 mm	19 mm	21 mm	PH2	1,5 / 3	202	250 PCS
595138	4,8 mm	38 mm	9,5 mm	24 mm	26 mm	PH2	2,5 / 4	203	250 PCS
595145	4,8 mm	45 mm	9,5 mm	31 mm	32 mm	PH2	2,5 / 4	204	250 PCS
595165	4,8 mm	65 mm	9,5 mm	51 mm	52 mm	PH2	2,5 / 4	304	250 PCS
595186	4,8 mm	85 mm	9,5 mm	71 mm	72 mm	PH2	2,5 / 4	304	200 PCS
595245	5,5 mm	45 mm	10,5 mm	21 mm	24 mm	PH2	3 / 12	204	250 PCS
595266	5,5 mm	65 mm	10,5 mm	31 mm	41 mm	PH2	3 / 12	304	200 PCS
595286	5,5 mm	85 mm	10,5 mm	51 mm	61 mm	PH2	3 / 12	304	150 PCS
595206	5,5 mm	105 mm	10,5 mm	71 mm	81 mm	PH2	3 / 12	304	100 PCS
595225	5,5 mm	125 mm	10,5 mm	71 mm	101 mm	PH2	3 / 12	304	100 PCS
595161	6,3 mm	60 mm	12,5 mm	42 mm	45 mm	PH2	2,5 / 6	304	200 PCS
595171	6,3 mm	70 mm	12,5 mm	52 mm	55 mm	PH2	2,5 / 6	304	150 PCS

WING SCREW FOR STEEL JOISTS, CORRSEAL. TX DRIVE

AREA OF USE

ESSVE Wing screw with drillpoint designed for the installation of timber and sheet materials indoors against steel studs and outdoors.

DESCRIPTION

The screw is produced in hardened carbon steel with CorrSeal surface treatment, C4 classified. A drilling and self-tapping screw equipped with the wings for clearance drilling in soft materials. The head is equipped with cutting grooves that countersinks the screw during installation. Equipped TX-bit drive.

INSTALLATION INSTRUCTIONS

Recommended rpm approx. 1400-2200/min.

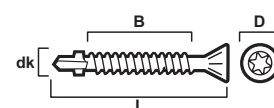
Specification

Surface treatment	CorrSeal
Main Materials	Steel
Corrosion resistance class	C4
Application environment	Outdoors

C4

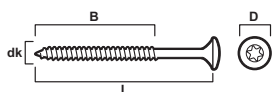
Standard Pro Pack

Item no	Diameter	Length	Diameter of head	Thread length	Fixture thickness	Type of bits	Drill capacity min/max	Packaging	Contents
695138	4,8 mm	38 mm	9,5 mm	24 mm	26 mm	TX25	2,5 / 4	203	250 PCS
695145	4,8 mm	45 mm	9,5 mm	31 mm	32 mm	TX25	2,5 / 4	204	250 PCS
695165	4,8 mm	65 mm	9,5 mm	51 mm	52 mm	TX25	2,5 / 4	304	250 PCS
695185	4,8 mm	85 mm	9,5 mm	71 mm	72 mm	TX25	2,5 / 4	304	200 PCS



Steel

ROOF SCREW SHARP TIP, FOR WOOD- AND STEEL STUD



Steel

ROOFING SCREW WITH SHARP POINT, SILVER RUSPERT 1000 HR

AREA OF USE

ESSVE Roofing screw with sharp point intended for installing in roof insulation against wood or steel studs, max 2x0.9 mm. Alternative acoustic panels installed against profiled sheet-metal, aluminium or wood.

DESCRIPTION

The screw is made of case hardened carbon steel and has a Silver Senti surface treatment. Fitted with TX-drive/bits and with a countersunk head.

INSTALLATION INSTRUCTIONS

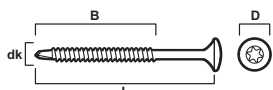
Recommended rpm: 1800-2500/min

Specification	
Surface treatment	Silver Senti
Main Materials	Steel
Corrosion resistance class	C3
Application environment	Outdoors



Standard Pro Pack								
Item no	Diameter	Length	Diameter of head	Thread length	Type of bits	Drill capacity min/max	Packaging	Contents
545070	4,8 mm	70 mm	9 mm	60 mm	TX25	0,4 / 0,9	BU4	500 PCS

ROOF SCREW DRILLTIP, FOR STEEL STUD



Steel

ROOFING SCREW WITH DRILLPOINT, SILVER RUSPERT 1000 HR

AREA OF USE

ESSVE Roofing screw with drillpoint intended for installing in roof insulation against wood or steel studs, max 2x1.25 mm. Alternative acoustic panels installed against profiled sheet-metal, aluminium or wood.

DESCRIPTION

The screw is made of case hardened carbon steel and has a Silver Senti surface treatment. Fitted with bit type TX25 and with a countersunk head.

INSTALLATION INSTRUCTIONS

Recommended rpm: 1800-2500/min

Specification	
Surface treatment	Silver Ruspert
Main Materials	Steel
Corrosion resistance class	C3
Application environment	Outdoors



Standard Pro Pack								
Item no	Diameter	Length	Diameter of head	Thread length	Type of bits	Drill capacity min/max	Packaging	Contents
545405	4,8 mm	50 mm	9 mm	80 mm	TX25	1,25 / 2,5	BU4	1000 PCS
545406	4,8 mm	60 mm	9 mm	50 mm	TX25	1,25 / 2,5	BU4	500 PCS
545407	4,8 mm	70 mm	9 mm	60 mm	TX25	1,25 / 2,5	BU4	500 PCS
545408	4,8 mm	80 mm	9 mm	80 mm	TX25	1,25 / 2,5	BU4	500 PCS
545409	4,8 mm	90 mm	9 mm	80 mm	TX25	1,25 / 2,5	BU4	500 PCS
545410	4,8 mm	110 mm	9 mm	80 mm	TX25	1,25 / 2,5	BU4	500 PCS
545414	4,8 mm	130 mm	9 mm	80 mm	TX25	1,25 / 2,5	BU4	400 PCS
545416	4,8 mm	150 mm	9 mm	80 mm	TX25	1,25 / 2,5	BU4	350 PCS

ROOF WASHER WITH COUNTERSUNK CENTRE HOLE

ROOF WASHER WITH RECESSED CENTER HOLE

AREA OF USE

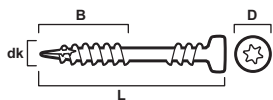
ESSVE Roof washer is intended to be used combined with wood-, sheet metal- and roof screw.

DESCRIPTION

The roof washer has a recessed center hole. The washer is made of hardened steel and has an aluminium and zink surface treatment, corrosivity class C3.

Standard Pro Pack			
Item no	Description	Packaging	Contents
43752	ROOFWASHER 80/6MM HDG	BU4	250 PCS

SKIRTING-/FLOOR SCREW FOR WOOD- AND STEEL STUD



Steel



Wood

MOULDING/BASE/FLOOR SCREW SMALL HEAD FOR WOODEN AND STEEL JOISTS. YELLOW CHROMATE

AREA OF USE

ESSVEMoulding/base and floor screw designed for the installation of mouldings base boards and solid pine floors indoors, against wood or steel studs. Drill capacity 0.4 - 0.9 mm. For installation of harder wooden floors e.g. oak pre-drilling is necessary.

DESCRIPTION

The screw is produced in hardened carbon steel with yellow chromate surface treatment and in yellow chromate or white finish. The screw has a counter-thread under the head to press mouldings base boards and solid pine flooring against the substrate. The screw is fitted with a fibre cut in the point to reduce cracking and reduce the drive-in torque. The small head gives a good countersink and the screw is fitted with TX-drive/bits.

INSTALLATION INSTRUCTIONS

Recommended rpm: 400-1200/min.

Specification

Surface treatment	Yellow zink plated
Main Materials	Steel
Corrosion resistance class	C1
Application environment	Indoors



Standard Pro Pack

Item no	Diameter	Length	Diameter of head	Thread length	Type of bits	Drill capacity min/max	Packaging	Contents
554642	3,9 mm	42 mm	5 mm	25 mm	TX10	0,4 / 0,9	203	400 PCS
554657	3,9 mm	57 mm	5 mm	35 mm	TX10	0,4 / 0,9	204	250 PCS

Small Pack

Item no	Diameter	Length	Diameter of head	Thread length	Type of bits	Drill capacity min/max	Packaging	Contents
457145	3,9 mm	42 mm	5 mm	25 mm	TX10	0,4 / 0,9	112	100 PCS
457155	3,9 mm	57 mm	5 mm	35 mm	TX10	0,4 / 0,9	112	100 PCS

MOULDING/BASE/FLOOR SCREW SMALL HEAD FOR WOODEN/STEEL JOISTS. YELLOW CHROMATE, WHITE PAINTED HEAD

AREA OF USE

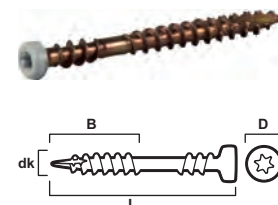
ESSVEMoulding/base and floor screw designed for the installation of mouldings base boards and solid pine floors indoors, against wood or steel studs. Drill capacity 0.4 – 0.9 mm. For installation of harder wooden floors e.g. oak pre-drilling is necessary.

DESCRIPTION

The screw is produced in hardened carbon steel with yellow chromate surface treatment and in yellow chromate or white finish. The screw has a counter-thread under the head to press mouldings base boards and solid pine flooring against the substrate. The screw is fitted with a fibre cut in the point to reduce cracking and reduce the drive-in torque. The small head gives a good countersink and the screw is fitted with TX-drive/bits.

INSTALLATION INSTRUCTIONS

Recommended rpm: 400-1200/min.



Steel



Wood

Specification

Surface treatment	Coated
Main Materials	Steel
Corrosion resistance class	C2 indoor
Application environment	Indoors



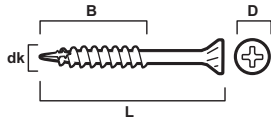
Standard Pro Pack

Item no	Diameter	Length	Diameter of head	Thread length	Type of bits	Drill capacity min/max	Color	Packaging	Contents
555642	3,9 mm	42 mm	5 mm	25 mm	TX10	0,4 / 0,9	White	203	400 PCS
555657	3,9 mm	57 mm	5 mm	35 mm	TX10	0,4 / 0,9	White	204	250 PCS

Small Pack

Item no	Diameter	Length	Diameter of head	Thread length	Type of bits	Drill capacity min/max	Color	Packaging	Contents
458145	3,9 mm	42 mm	5 mm	25 mm	TX10	0,4 / 0,9	White	112	100 PCS
458155	3,9 mm	57 mm	5 mm	35 mm	TX10	0,4 / 0,9	White	112	100 PCS

SKIRTING SCREW FOR WOOD- AND STEEL STUD



Steel



Wood

MOULDING/BASE SCREW FOR WOODEN AND STEEL JOISTS, YELLOW CHROMATE

AREA OF USE

ESSVE Moulding, board screw designed for installing boards indoors on wooden or steel studs. Drill capacity 0.4 - 0.9 mm.

DESCRIPTION

The screw is produced in hardened carbon steel with bright zinc plated, yellow chromate surface treatment or yellow chromate with white painted head, (RAL 9010). Fitted with Philips crosshead Ph2. The head is equipped with cutting grooves that countersinks the screw, leaving a smooth surface without splinters.

INSTALLATION INSTRUCTIONS

Recommended rpm: 400-1200/min.

Specification

Surface treatment	Yellow zink plated
Main Materials	Steel
Corrosion resistance class	C1
Application environment	Indoors



Standard Pro Pack

Item no	Diameter	Length	Diameter of head	Thread length	Type of bits	Drill capacity min/max	Packaging	Contents
557145	3,4 mm	45 mm	6,2 mm	23 mm	PH2	0,4 / 0,9	202	250 PCS
557155	3,4 mm	55 mm	6,2 mm	23 mm	PH2	0,4 / 0,9	204	250 PCS

Small Pack

Item no	Diameter	Length	Diameter of head	Thread length	Type of bits	Drill capacity min/max	Color	Packaging	Contents
413540	3,4 mm	45 mm	6,2 mm	23 mm	PH2	0,4 / 0,9	Yellow chrome	112	100 PCS

MOULDING/BASE SCREW FOR WOODEN AND STEEL JOISTS, YELLOW CHROMATE WITH WHITE PAINTED HEAD

AREA OF USE

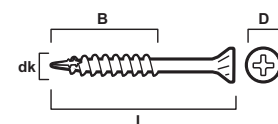
ESSVE Moulding, board screw designed for installing boards indoors on wooden or steel studs. Drill capacity 0,4 – 0,9 mm.

DESCRIPTION

The screw is produced in hardened carbon steel with bright zinc plated, yellow chromate surface treatment or yellow chromate with white painted head, (RAL 9010). Fitted with Philips crosshead Ph2. The head is equipped with cutting grooves that countersinks the screw, leaving a smooth surface without splinters.

INSTALLATION INSTRUCTIONS

Recommended rpm: 400-1200/min.



Steel



Wood

Specification

Surface treatment	Coated
Main Materials	Steel
Corrosion resistance class	C2
Application environment	Indoors



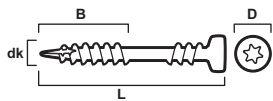
Standard Pro Pack

Item no	Diameter	Length	Diameter of head	Thread length	Type of bits	Drill capacity min/max	Color	Packaging	Contents
558145	3,4 mm	45 mm	6,2 mm	23 mm	PH2	0,4 / 0,9	White	202	250 PCS
558155	3,4 mm	55 mm	6,2 mm	23 mm	PH2	0,4 / 0,9	White	204	250 PCS

Small Pack

Item no	Diameter	Length	Diameter of head	Thread length	Type of bits	Drill capacity min/max	Color	Packaging	Contents
413550	3,4 mm	45 mm	6,2 mm	23 mm	PH2	0,4 / 0,9	White	112	100 PCS
413552	3,4 mm	55 mm	6,2 mm	23 mm	PH2	0,4 / 0,9	White	112	100 PCS

FLOOR SCREWS



Wood

MOULDING/BASE BOARD/FLOOR SCREW FOR WOOD. STAINLESS STEEL

AREA OF USE

ESSVE stainless floor/moulding/base board screw is a special screw intended for solid wooden floors, wood mouldings, etc. to timber substrate both indoors and outdoors.

DESCRIPTION

The screw is made of stainless steel AISI 410, it has a counter-thread under the head to press together the floor and moulding to the substrate and minimise the risk of floor squeaking. The screw is fitted with 1 fibre cut in the point to reduce cracking and reduce the drive-in torque. The small head gives a good countersink and the screw is fitted with TX-bit drive.

INSTALLATION INSTRUCTIONS

Recommended rpm: 800 - 1500/min.

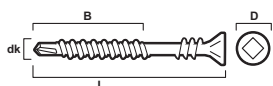
Specification

Main Materials	Stainless steel
Corrosion resistance class	C3
Application environment	Outdoors



Standard Pro Pack

Item no	Length	Diameter	Diameter of head	Thread length	Type of bits	Packaging	Contents
505742	42 mm	3,9 mm	5 mm	29 mm	TX10	202	250 PCS
505757	57 mm	3,9 mm	5 mm	37 mm	TX10	203	250 PCS
505770	70 mm	4,5 mm	6 mm	46 mm	TX15	204	250 PCS



Wood

FLOORING SCREW FOR SOLID WOOD FLOORING, YELLOW CHROMATE

AREA OF USE

ESSVE Flooring screw is designed for installation in solid wooden floors, floor and base boards, etc. indoors, against wood. For installation of harder wooden floors e.g. oak so pre-drilling is necessary.

DESCRIPTION

The screw is produced in hardened carbon steel with yellow chromate surface treatment. It is equipped with a square drive no. R1. Each 250 pack includes 1 x bit no. R1. The screw is equipped with a reduced drill point to avoid cracking.

INSTALLATION INSTRUCTIONS

For installation the screw should be driven in at a 45 degree angle on the floor board's spring side and with approx. 600 mm screw spacing. Recommended rpm: 400-1200/min.

Specification

Surface treatment	Yellow zink plated
Main Materials	Steel
Corrosion resistance class	C1
Application environment	Indoors



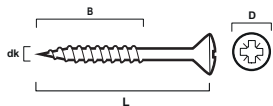
Standard Pro Pack

Item no	Length	Diameter	Diameter of head	Thread length	Type of bits	Packaging	Contents
567142	42 mm	3,9 mm	5,6 mm	25 mm	R1	203	250 PCS
567158	58 mm	3,9 mm	5,6 mm	35 mm	R1	204	250 PCS

SCREW RECOMMENDATION

Floor thickness mm	Screw dimension mm
14.0	3,9×42
21.0	3,9×58
25.0	3,9×58
30.0	3,9×58

SANITARY SCREWS



SANITARY SCREW, STAINLESS STEEL A2

AREA OF USE

Polished wood screw with countersunk, pan head, intended for installing e.g. water closets, sinks and other bathroom fittings. The screw is designed for quick and easy installation in wood or plastic/nylon plugs.

DESCRIPTION

The screw is manufactured according to DIN 7995 of polished stainless steel A2 and is equipped with a PZ bit drive.

INSTALLATION INSTRUCTIONS

Recommended rpm: 400-1400/min.

Specification

Main Materials	Stainless steel A2
Corrosion resistance class	C4 A2
Application environment	Outdoors

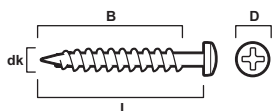


Standard Pro Pack

Item no	Length	Diameter	Diameter of head	Thread length	Type of bits	Packaging	Contents
500117	35 mm	3,5 mm	7 mm	31 mm	PZ2	202	100 PCS
500125	30 mm	4 mm	8 mm	26 mm	PZ2	202	100 PCS
500127	40 mm	4 mm	8 mm	36 mm	PZ2	202	100 PCS
500129	50 mm	4 mm	8 mm	46 mm	PZ2	202	100 PCS
500131	60 mm	4 mm	8 mm	56 mm	PZ2	202	100 PCS
500133	70 mm	4 mm	8 mm	66 mm	PZ2	203	100 PCS
500145	60 mm	4,5 mm	9 mm	56 mm	PZ2	202	100 PCS
500149	30 mm	5 mm	10 mm	25 mm	PZ2	202	100 PCS
500151	40 mm	5 mm	10 mm	35 mm	PZ2	202	100 PCS
500153	50 mm	5 mm	10 mm	45 mm	PZ2	202	100 PCS
500155	60 mm	5 mm	10 mm	55 mm	PZ2	202	100 PCS
500159	40 mm	5,5 mm	11 mm	35 mm	PZ3	202	100 PCS
500161	50 mm	5,5 mm	11 mm	45 mm	PZ3	202	100 PCS
500163	60 mm	5,5 mm	11 mm	55 mm	PZ3	203	100 PCS
500165	75 mm	5,5 mm	11 mm	70 mm	PZ3	203	100 PCS
500167	80 mm	5,5 mm	11 mm	75 mm	PZ3	203	100 PCS
500169	90 mm	5,5 mm	11 mm	85 mm	PZ3	203	100 PCS
500171	100 mm	5,5 mm	11 mm	95 mm	PZ3	203	100 PCS
500173	50 mm	6 mm	12 mm	45 mm	PZ3	203	100 PCS
500175	60 mm	6 mm	12 mm	55 mm	PZ3	203	100 PCS
500177	70 mm	6 mm	12 mm	65 mm	PZ3	203	100 PCS
500179	75 mm	6 mm	12 mm	70 mm	PZ3	203	100 PCS
500181	80 mm	6 mm	12 mm	75 mm	PZ3	203	100 PCS
500183	100 mm	6 mm	12 mm	95 mm	PZ3	204	100 PCS

Small Pack							
Item no	Length	Diameter	Diameter of head	Thread length	Type of bits	Packaging	Contents
525122	20 mm	3 mm	6 mm	17 mm	PZ1	PC	15 PCS
550027	40 mm	3,5 mm	7 mm	36 mm	PZ2	PC	8 PCS
550034	20 mm	4 mm	8 mm	16 mm	PZ2	PC	12 PCS
550038	30 mm	4 mm	8 mm	26 mm	PZ2	PC	8 PCS
550040	40 mm	4 mm	8 mm	36 mm	PZ2	PC	8 PCS
525148	50 mm	4 mm	8 mm	46 mm	PZ2	PC	6 PCS
550054	30 mm	5 mm	10 mm	25 mm	PZ2	PC	8 PCS
550056	40 mm	5 mm	10 mm	35 mm	PZ2	PC	8 PCS
550057	50 mm	5 mm	10 mm	45 mm	PZ2	PC	6 PCS
515049	60 mm	5 mm	10 mm	55 mm	PZ2	PC	6 PCS
515051	50 mm	5,5 mm	11 mm	45 mm	PZ3	PC	6 PCS
515053	60 mm	5,5 mm	11 mm	55 mm	PZ3	PC	6 PCS
515055	75 mm	5,5 mm	11 mm	70 mm	PZ3	PC	6 PCS
515057	90 mm	5,5 mm	11 mm	85 mm	PZ3	PC	6 PCS
515058	80 mm	6 mm	12 mm	75 mm	PZ3	PC	6 PCS

ELECTRICAL INSTALLATION SCREWS



Wood

PAN HEAD SCREW FOR CABLES AND JUNCTION BOXES, BRIGHT ZINC PLATED

AREA OF USE

ESSVE Pan head screw intended for the installation of e.g. cable/junction boxes etc. Also suitable for installation in wood, plugs and sheet materials indoors.

DESCRIPTION

The screw is produced in hardened carbon steel with bright zinc plated surface treatment. It is equipped with Philips crosshead Ph2 and has a pan head.

INSTALLATION INSTRUCTIONS

Recommended rpm: 400-1200/min.

Specification

Surface treatment	Zinc plated
Main Materials	Steel
Corrosion resistance class	C1
Application environment	Indoors

C1

Standard Pro Pack

Item no	Length	Diameter	Diameter of head	Thread length	Type of bits	Packaging	Contents
552716	16 mm	4,2 mm	7,8 mm	14 mm	PH2	203	900 PCS
552722	22 mm	4,2 mm	7,8 mm	14 mm	PH2	203	500 PCS
552735	35 mm	4,2 mm	7,8 mm	20 mm	PH2	203	400 PCS
552745	45 mm	4,2 mm	7,8 mm	43 mm	PH2	203	250 PCS

Small Pack

Item no	Length	Diameter	Diameter of head	Thread length	Type of bits	Packaging	Contents
513312	22 mm	4,2 mm	7,8 mm	14 mm	PH2	PC	25 PCS
513314	35 mm	4,2 mm	7,8 mm	20 mm	PH2	PC	20 PCS

POWERSWITCH SCREW

AREA OF USE

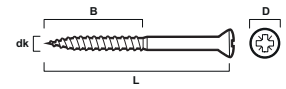

ESSVE Powerswitch screws are intended for installations of circuit breakers etc. Works well for mounting in wood, plugs and boards indoors.

DESCRIPTION

The screw has a Pozidrive PZ1 bit fit and has a raised countersunk headed.

INSTALLATION INSTRUCTIONS

Recommended rpm: 400-1200



Wood

Specification

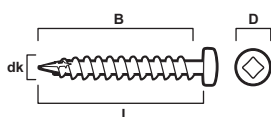
Surface treatment	Zinc plated
Main Materials	Steel
Corrosion resistance class	C1
Application environment	Indoors

C1

Standard Pro Pack

Item no	Length	Diameter	Diameter of head	Thread length	Type of bits	Packaging	Contents
552620	20 mm	3 mm	5,35 mm	18 mm	PZ1	102	100 PCS
552625	25 mm	3 mm	5,35 mm	22 mm	PZ1	102	100 PCS
552632	32 mm	3 mm	5,35 mm	22 mm	PZ1	102	100 PCS
552638	38 mm	3 mm	5,35 mm	22 mm	PZ1	102	100 PCS
552641	41 mm	3 mm	5,35 mm	22 mm	PZ1	102	102 PCS
552644	44 mm	3 mm	5,35 mm	22 mm	PZ1	102	100 PCS
552651	51 mm	3 mm	5,35 mm	22 mm	PZ1	202	100 PCS
552657	57 mm	3 mm	5,35 mm	22 mm	PZ1	202	100 PCS
552664	64 mm	3 mm	5,35 mm	22 mm	PZ1	202	100 PCS
552670	70 mm	3 mm	5,35 mm	22 mm	PZ1	202	100 PCS
552680	80 mm	3 mm	5,35 mm	22 mm	PZ1	203	100 PCS
552690	90 mm	3 mm	5,35 mm	22 mm	PZ1	203	100 PCS

WINDOW SILL SCREWS



Wood

WINDOW SILL SCREW 3,5X25 A2

AREA OF USE

ESSVE Window sill screw designed for the installation of window sill flashing against wooden frames.

DESCRIPTION

The screw is made of stainless acid steel A2. Available in colours bright, white or black finish. It is equipped with a square drive no. R1.

INSTALLATION INSTRUCTIONS

When installed the window sill flashing must be pre-drilled. Recommended rpm: 400-1200/min.

Specification

Main Materials	Stainless steel A2
Corrosion resistance class	C4 A2
Application environment	Outdoors

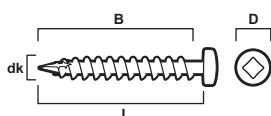


Standard Pro Pack

Item no	Diameter	Length	Diameter of head	Thread length	Type of bits	Packaging	Contents
590510	3,5 mm	25 mm	6,2 mm	25 mm	R1	102	200 PCS

Small Pack

Item no	Diameter	Length	Diameter of head	Thread length	Type of bits	Packaging	Contents
490510	3,5 mm	25 mm	6,2 mm	25 mm	R1	111	20 PCS



Wood

WINDOW SILL SCREW 3,5X25 A2 BLACK

AREA OF USE

ESSVE Window sill screw designed for the installation of window sill flashing against wooden frames.

DESCRIPTION

The screw is made of stainless acid steel A2. Available in colours bright, white or black finish. It is equipped with a square drive no. R1.

INSTALLATION INSTRUCTIONS

When installed the window sill flashing must be pre-drilled. Recommended rpm: 400-1200/min.

Specification

Main Materials	Stainless steel A2
Corrosion resistance class	C4 A2
Application environment	Outdoors



Standard Pro Pack

Item no	Diameter	Length	Diameter of head	Thread length	Type of bits	Color	Color code RAL	Packaging	Contents
590514	3,5 mm	25 mm	6,2 mm	25 mm	R1	Black	RAL9011	102	200 PCS

Small Pack

Item no	Diameter	Length	Diameter of head	Thread length	Type of bits	Color	Color code RAL	Packaging	Contents
490514	3,5 mm	25 mm	6,2 mm	25 mm	R1	Black	RAL9011	111	20 PCS

WINDOW SILL SCREW 3,5X25 A2 WHITE**AREA OF USE**

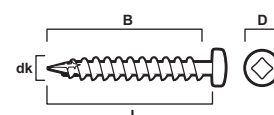
ESSVE Window sill screw designed for the installation of window sill flashing against wooden frames.

DESCRIPTION

The screw is made of stainless acid steel A2. Available in colours bright, white or black finish. It is equipped with a square drive no. R1.

INSTALLATION INSTRUCTIONS

When installed the window sill flashing must be pre-drilled. Recommended rpm: 400-1200/min.



Wood

Specification

Main Materials	Stainless steel A2
Corrosion resistance class	C4 A2
Application environment	Outdoors

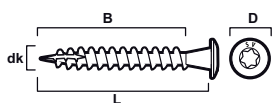
A2**Standard Pro Pack**

Item no	Diameter	Length	Diameter of head	Thread length	Type of bits	Color	Color code RAL	Packaging	Contents
590512	3,5 mm	25 mm	6,2 mm	25 mm	R1	White	RAL9010	102	200 PCS

Small Pack

Item no	Diameter	Length	Diameter of head	Thread length	Type of bits	Color	Color code RAL	Packaging	Contents
490512	3,5 mm	25 mm	6,2 mm	25 mm	R1	White	RAL9010	111	20 PCS

DRAIN HOOK SCREWS



Wood

DRAIN HOOK SCREW STAINLESS/PAINTED

AREA OF USE

ESSVE Drain hook screw designed for the installation of drain hooks against wood.

DESCRIPTION

The screw is made of stainless acid steel A2. Available in black, white, silver as well as unpainted. It is equipped with a TX bit drive. The screw has a fibre cut at the point to minimise drive-in torque and cracking. Design, form and material according to the requirements in HUS AMA.

INSTALLATION INSTRUCTIONS

The screw is installed directly in the pre-punched hole on the drain hook. Installed with a low torque for secure installation. Recommended rpm 400-1200/min.

Specification

Main Materials	Stainless steel A2
Corrosion resistance class	C4 A2
Application environment	Outdoors

A2

Standard Pro Pack

Item no	Length	Diameter	Diameter of head	Thread length	Type of bits	Color	Color code RAL	Packaging	Contents
590201	25 mm	4,8 mm	10 mm	18 mm	TX20			203	250 PCS
590203	25 mm	4,8 mm	10 mm	18 mm	TX20	Black	RAL9011	203	250 PCS
590205	25 mm	4,8 mm	10 mm	18 mm	TX20	White	RAL9010	203	250 PCS
590402	35 mm	4,8 mm	10 mm	28,5 mm	TX20			203	250 PCS
590404	35 mm	4,8 mm	10 mm	28,5 mm	TX20	Black	RAL9011	203	250 PCS
590406	35 mm	4,8 mm	10 mm	28,5 mm	TX20	White	RAL9010	203	250 PCS
590408	35 mm	4,8 mm	10 mm	28,5 mm	TX20	Silver	RAL9006	203	250 PCS

Small Pack

Item no	Length	Diameter	Diameter of head	Thread length	Type of bits	Color	Color code RAL	Packaging	Contents
490201	25 mm	4,8 mm	10 mm	18 mm	TX20			111	20 PCS
490203	25 mm	4,8 mm	10 mm	18 mm	TX20	Black	RAL9011	111	20 PCS
490205	25 mm	4,8 mm	10 mm	18 mm	TX20	White	RAL9010	111	20 PCS
490402	35 mm	4,8 mm	10 mm	28,5 mm	TX20			112	20 PCS
490405	35 mm	4,8 mm	10 mm	28,5 mm	TX20	Black	RAL9011	112	20 PCS
490406	35 mm	4,8 mm	10 mm	28,5 mm	TX20	White	RAL9010	112	20 PCS
490408	35 mm	4,8 mm	10 mm	28,5 mm	TX20	Silver	RAL9006	112	20 PCS

CYLINDRICAL HEAD

FACADE SCREW WITH CYLINDRICAL HEAD, A4

AREA OF USE

The ESSVE facade screw is designed for the installation of wooden facades, mainly outdoors, against wood substrates. The screw is fitted with a fiber cutter and cylindrical head.

Screw length selection should be adjusted so that the screw does not penetrate windproofing layers.

DESCRIPTION

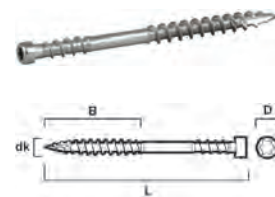
The screw is made of stainless steel A4 for very exposed environments such as facades of exclusive wood, heat treated wood, facades with corrosive surface treatment such as ex. iron vitrol as well as facades on the coast.

Stainless screws are also preferred in facades as weather and wind generate movements where uncured screw is the best choice.

The screw is fitted with a fiber cutter to minimize cracking and reduce the tightening torque.

The small torx socket cap head with gripping thread underneath gives a good countersink and a good grip in the façade board.

The screw is fitted with TX bracket / bits.



Wood

INSTALLATION INSTRUCTIONS

Recommended speed: 400-1200 / min.

Specification

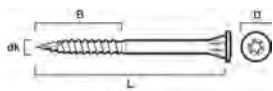
Main Materials	Stainless steel A4
Corrosion resistance class	C5
Application environment	Outdoors



Standard Pro Pack

Item no	Diameter	Length	Diameter of head	Thread length	Type of bits	Thread length B2	Packaging	Contents	CE
537045	5 mm	45 mm	5,1 mm	23 mm	TX15	13 mm	203	250 PCS	✓
537052	5 mm	52 mm	5,1 mm	30 mm	TX15	13 mm	203	250 PCS	✓
537065	5 mm	65 mm	5,1 mm	35 mm	TX15	13 mm	204	250 PCS	✓
537072	5 mm	72 mm	5,1 mm	35 mm	TX15	13 mm	204	250 PCS	✓

COUNTERSUNK HEAD



Wood

FACADE SCREW COUNTERSUNK HEAD, A4

AREA OF USE

The ESSVE facade screw is designed for the installation of wooden facades, mainly outdoors, against wood substrates. The screw is fitted with a fiber cutter and recessed head with sealing edge.

Screw length selection should be adjusted so that the screw does not penetrate windproofing layers.

The screw is available in a glossy design but also painted in a number of colors that fit, for example, the MøreRoyal facade type.

DESCRIPTION

The screw is made of stainless steel A4 for very exposed environments such as facades of exclusive wood, heat treated wood, facades with corrosive surface treatment such as ex. iron vitrol as well as facades on the coast.

Stainless screws are also preferred in facades as weather and wind generate movements where uncured screw is the best choice.

The screw is fitted with a fiber cutter to minimize cracking and reduce the tightening torque.

The recessed head with sealing edge below provides a good recess and closes the hole to prevent moisture from entering the surface. The screw is fitted with TX bracket / bits.

INSTALLATION INSTRUCTIONS

Recommended speed: 400-1200 / min.

Specification	
Main Materials	Stainless steel A4
Corrosion resistance class	C5
Application environment	Outdoors



Standard Pro Pack

Item no	Diameter	Length	Diameter of head	Thread length	Type of bits	Color	Color code RAL	Packaging	Contents	CE
537145	4,4 mm	45 mm	8 mm	23 mm	TX20	White	RAL9010	203	250 PCS	✓
537152	4,4 mm	52 mm	8 mm	30 mm	TX20	White	RAL9010	203	250 PCS	✓
537165	4,4 mm	65 mm	7,8 mm	35 mm	TX20	White	RAL9010	204	250 PCS	✓
537172	4,4 mm	72 mm	7,8 mm	35 mm	TX20	White	RAL9010	204	250 PCS	✓
537245	4,4 mm	45 mm	8 mm	23 mm	TX20	Light gray	RAL7039	203	250 PCS	✓
537252	4,4 mm	52 mm	7,8 mm	30 mm	TX20	Light gray	RAL7039	203	250 PCS	✓
537265	4,4 mm	65 mm	7,8 mm	35 mm	TX20	Light gray	RAL7039	204	250 PCS	✓
537272	4,4 mm	72 mm	7,8 mm	35 mm	TX20	Light gray	RAL7039	204	250 PCS	✓
537345	4,4 mm	45 mm	8 mm	23 mm	TX20	Brown	RAL8014	203	250 PCS	✓
537352	4,4 mm	52 mm	7,8 mm	30 mm	TX20	Brown	RAL8014	203	250 PCS	✓
537365	4,4 mm	65 mm	7,8 mm	35 mm	TX20	Brown	RAL8014	204	250 PCS	✓
537372	4,4 mm	72 mm	7,8 mm	35 mm	TX20	Brown	RAL8014	204	250 PCS	✓
537445	4,4 mm	45 mm	8 mm	23 mm	TX20	Black	RAL6008	203	250 PCS	✓
537452	4,4 mm	52 mm	7,8 mm	30 mm	TX20	Black	RAL6008	203	250 PCS	✓
537465	4,4 mm	65 mm	7,8 mm	35 mm	TX20	Black	RAL6008	204	250 PCS	✓
537472	4,4 mm	72 mm	7,8 mm	35 mm	TX20	Black	RAL6008	204	250 PCS	✓
537545	4,4 mm	45 mm	8 mm	23 mm	TX20	Blank		203	250 PCS	✓
537552	4,4 mm	52 mm	7,8 mm	30 mm	TX20	Blank		203	250 PCS	✓
537565	4,4 mm	65 mm	7,8 mm	35 mm	TX20	Blank		204	250 PCS	✓
537572	4,4 mm	72 mm	7,8 mm	35 mm	TX20	Blank		204	250 PCS	✓

BOARD SCREWS

BOARD SCREWS	109
COLLATED CHIPBOARD SCREWS	114
DRYWALL SCREW	115
COLLATED DRYWALL SCREW	124
ACCESSORIES	133

SYMBOLS

INDOOR

C1

Electro zinc plated, fosfated
corrosivity C1

C2

Hot dip galvanized
corrosivity C2

OUTDOOR

C3

Hot dip galvanized
corrosivity C3

C4

Anti-corrosion treated
corrosivity C4

STAINLESS

A2

Stainless steel A2

A4

Stainless steel, acid proof A4



Indoors/Outdoors, Indoors,
Outdoors



Paintable, Not paintable


MATERIALS



Wood



Drywall



Board



Lightweight concrete



Concrete



Hollow brick



Brick



Natural stone



Hollow core element



Steel



Stainless steel



Aluminium

FIBER/CHIPBOARD SCREWS FOR WOOD STUDS

CHIPBOARD SCREW FOR WOODEN STUDS, BRIGHT ZINC PLATED 5 µM

AREA OF USE

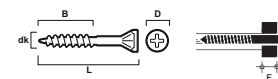
ESSVE Particleboard screws are intended for the installation of against chip-, panel-, plywood- or flooring grade chipboard indoors against wooden studs.

DESCRIPTION

The screw is produced by hardened carbon steel with bright zinc plated surface treatment. Fitted with Philips crosshead Ph2. The head is equipped with 4 cutting grooves that countersinks the screw, leaving a smooth surface without splinters. ESSVE Particleboard screws are suitable for the most common auto-feed screwdrivers available on the market.

INSTALLATION INSTRUCTIONS

A screwdriver with a depth stop should be used for quick and efficient installation. Recommended rpm: 30-75 mm 2000-2800/min.



Wood

Specification

Surface treatment	Zinc plated
Main Materials	Steel
Corrosion resistance class	C1
Application environment	Indoors

C1

Standard Pro Pack

Item no	Diameter	Length	Diameter of head	Thread length	Fixture thickness	Type of bits	Packaging	Contents	CE
542630	4,2 mm	30 mm	7,4 mm	17 mm	13 mm	PH2	202	250 PCS	✓
542130	4,2 mm	30 mm	7,4 mm	17 mm	13 mm	PH2	304	1000 PCS	✓
542640	4,2 mm	42 mm	7,4 mm	26 mm	16 mm	PH2	203	250 PCS	✓
542142	4,2 mm	42 mm	7,4 mm	26 mm	16 mm	PH2	304	1000 PCS	✓
542243	4,2 mm	42 mm	7,4 mm	26 mm	16 mm	PH2	BU4	1700 PCS	✓
542655	4,2 mm	55 mm	7,4 mm	32 mm	23 mm	PH2	203	200 PCS	✓
542155	4,2 mm	55 mm	7,4 mm	32 mm	23 mm	PH2	304	500 PCS	✓
542255	4,2 mm	55 mm	7,4 mm	32 mm	23 mm	PH2	BU4	1000 PCS	✓
542175	4,2 mm	75 mm	7,4 mm	50 mm	25 mm	PH2	203	200 PCS	✓

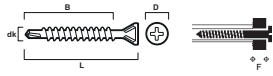
Small Pack

Item no	Diameter	Length	Diameter of head	Thread length	Fixture thickness	Type of bits	Packaging	Contents	CE
442130	4,2 mm	30 mm	7,4 mm	17 mm	13 mm	PH2	112	100 PCS	✓
442142	4,2 mm	42 mm	7,4 mm	26 mm	16 mm	PH2	113	100 PCS	✓
442155	4,2 mm	55 mm	7,4 mm	32 mm	23 mm	PH2	113	100 PCS	✓

Big Pro Pack

Item no	Diameter	Length	Diameter of head	Thread length	Fixture thickness	Type of bits	Packaging	Contents	CE
542042	4,2 mm	42 mm	7,4 mm	26 mm	16 mm	PH2	E0U	5000 PCS	✓
542055	4,2 mm	55 mm	7,4 mm	32 mm	23 mm	PH2	E0U	3000 PCS	✓
542075	4,2 mm	75 mm	7,4 mm	50 mm	25 mm	PH2	E0U	2000 PCS	✓

FIBER/CHIPBOARD SCREWS WITH DRILLTIP FOR STEEL STUDS



Steel

CHIPBOARD SCREW WITH DRILLPOINT, BRIGHT ZINC PLATED

AREA OF USE

ESSVE Particle and base screws with drillpoint are intended for the installation of against particle-, panel-, plywood- or flooring grade chipboard indoors against steel studs. Drill capacity 0.7-2.0 mm.

DESCRIPTION

The screw is produced in hardened carbon steel with bright zinc plated surface treatment. Fitted with Philips crosshead Ph2. The head is equipped with 4 cutting grooves that countersinks the screw, leaving a smooth surface without splinters.

INSTALLATION INSTRUCTIONS

A screwdriver with a depth stop should be used for quick and efficient installation. Recommended rpm: 42-55 mm 2000-2800/min

Specification

Surface treatment	Zinc plated
Main Materials	Steel
Corrosion resistance class	C1
Application environment	Indoors

C1

Standard Pro Pack

Item no	Diameter	Length	Diameter of head	Thread length	Fixture thickness	Type of bits	Drill capacity min/max	Packaging	Contents	CE
556143	3,9 mm	42 mm	7,2 mm	36 mm	6 mm	PH2	0,7 / 2	304	900 PCS	✓
556155	3,9 mm	55 mm	7,2 mm	48 mm	7 mm	PH2	0,7 / 2	304	500 PCS	✓

HOBAU SKIRTING SCREWS

HOBAU BOARD SCREW, FOR WOODEN STUDS, YELLOW CHROMATE

AREA OF USE

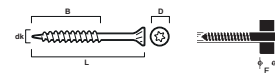
ESSVE Hobau screws are intended for the installation of against particle-, panel-, plywood- or flooring grade chipboard indoors against wooden studs.

DESCRIPTION

The screw is produced in hardened carbon steel with yellow chromate surface treatment. Fitted with TX drive. The head is equipped with 4 cutting grooves that countersinks the screw, leaving a smooth surface without splinters.

INSTALLATION INSTRUCTIONS

A screwdriver with a depth stop should be used for quick and efficient installation. Recommended rpm: 35-75 mm 2000-2800/min



Wood

Specification

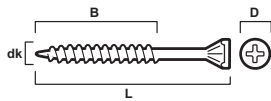
Surface treatment	Yellow zink plated
Main Materials	Steel
Corrosion resistance class	C1
Application environment	Indoors

C1

Standard Pro Pack

Item no	Diameter	Length	Diameter of head	Thread length	Fixture thickness	Type of bits	Packaging	Contents	CE
552435	4,2 mm	35 mm	7,4 mm	23 mm	12 mm	TX15	304	1000 PCS	✓
552442	4,2 mm	41 mm	7,4 mm	27 mm	14 mm	TX15	304	800 PCS	✓
552446	4,2 mm	45 mm	7,4 mm	30 mm	15 mm	TX15	304	700 PCS	✓
552452	4,2 mm	51 mm	7,4 mm	34 mm	17 mm	TX15	304	600 PCS	✓
552458	4,8 mm	57 mm	7,4 mm	38 mm	19 mm	TX20	304	400 PCS	✓
552466	4,8 mm	65 mm	7,4 mm	43 mm	22 mm	TX20	304	350 PCS	✓
552476	4,8 mm	75 mm	7,4 mm	50 mm	25 mm	TX20	304	250 PCS	✓

FIBER/CHIPBOARD SCREWS FOR STEEL- AND WOOD STUD



Steel



Wood

CHIPBOARD SCREW FOR STEEL STUDS, YELLOW CHROMATE

AREA OF USE

ESSVE Chipboard screw is designed for chipboard, boards or plywood panels as well as mouldings and base boards indoors against steel studs. Drill capacity 0.4 – 0.9 mm.

DESCRIPTION

The screw is produced in hardened carbon steel with yellow chromate surface treatment. Fitted with Philips crosshead Ph2. The head is equipped with 4 cutting grooves that countersinks the screw, leaving a smooth surface without splinters.

INSTALLATION INSTRUCTIONS

A screwdriver with a depth stop should be used for quick and efficient installation. Recommended rpm: 28-55 mm 2000-2800/min

Specification

Surface treatment	Yellow zink plated
Main Materials	Steel
Corrosion resistance class	C1
Application environment	Indoors

C1

Standard Pro Pack

Item no	Diameter	Length	Diameter of head	Thread length	Fixture thickness	Type of bits	Drill capacity min/max	Packaging	Contents	CE
553129	3,9 mm	28 mm	7,2 mm	23 mm	5 mm	PH2	0,4 / 0,9	304	1000 PCS	✓
553143	3,9 mm	42 mm	7,2 mm	30 mm	12 mm	PH2	0,4 / 0,9	304	900 PCS	✓
553155	3,9 mm	55 mm	7,2 mm	40 mm	15 mm	PH2	0,4 / 0,9	304	500 PCS	✓

LAMINATE/PANEL SCREWS

LAMINATE/PANEL SCREW, BRIGHT ZINC PLATED

AREA OF USE

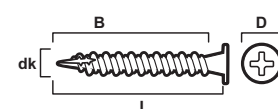
ESSVE Laminate/Panel screw is specially designed for indoor installation of wall and ceiling panels. The screw has a Hi-Lo thread and can be used on wooden or steel substrate.

DESCRIPTION

The screw is produced in hardened carbon steel with bright zinc plated surface treatment. It is equipped with fibre cut at the point to reduce cracking and minimise the drive-in torque. The shape of the screw head has a low height and countersinks easily into the substrate. It is equipped with Philips crosshead Ph2. Drill capacity 0.4 - 0.9 mm. Hardened steel with bright zinc plated surface treatment. It is equipped with 1 fibre cut at the point. Equipped with crosshead Ph2.

INSTALLATION INSTRUCTIONS

Recommended rpm: 400-1200/min.



Steel



Wood

Specification

Surface treatment	Zinc plated
Main Materials	Steel
Corrosion resistance class	C1
Application environment	Indoors

C1

Standard Pro Pack

Item no	Diameter	Length	Diameter of head	Thread length	Fixture thickness	Type of bits	Drill capacity min/max	Packaging	Contents
537631	3,9 mm	30 mm	8 mm	25 mm	5 mm	PH2	0,4 / 0,9	203	250 PCS
537641	3,9 mm	40 mm	8 mm	35 mm	5 mm	PH2	0,4 / 0,9	203	250 PCS

FIBER/CHIPBOARD SCREWS FOR STEEL- AND WOOD STUD



Steel



Wood

CHIPBOARD AND BOARD SCREW FOR WOODEN/STEEL STUDS, PHOSPHATED

AREA OF USE

ESSVE Chipboard and board screw is designed for Chipboard, boards or plywood panels as well as mouldings and base boards indoors against steel studs. Drill capacity 0.4 – 0.9 mm.

DESCRIPTION

The screw is straight collated and manufactured of hardened carbon steel with phosphated surface treatment. It is equipped with Philips crosshead Ph2. ESSVE Chipboard and board screw is suitable for the most common autofeed screwdrivers available on the market.

INSTALLATION INSTRUCTIONS

Machined bits are recommended when fitting collated Minerit- and board screws. Recommended rpm: 2000-2800/min

Specification	
Surface treatment	Phosphated
Main Materials	Steel
Corrosion resistance class	C1
Application environment	Indoors



Standard Pro Pack									
Item no	Diameter	Length	Diameter of head	Thread length	Type of bits	Drill capacity min/max	Packaging	Contents	CE
552330	3,9 mm	30 mm	7,2 mm	24 mm	PH2	0,4 / 0,9	PC	1000 PCS	✓
552340	3,9 mm	45 mm	7,2 mm	37 mm	PH2	0,4 / 0,9	PC	1000 PCS	✓

FIBER/CHIPBOARD SCREWS FOR WOOD STUD



Wood

PARTICLEBOARD SCREW FOR WOODEN STUDS, BRIGHT ZINC PLATED

Standard Pro Pack									
Item no	Diameter	Length	Diameter of head	Thread length	Fixture thickness	Type of bits	Packaging	Contents	CE
542330	4,2 mm	30 mm	7,4 mm	20 mm	10 mm	PH2	PC	1000 PCS	✓
542345	4,2 mm	42 mm	7,4 mm	28 mm	22 mm	PH2	PC	1000 PCS	✓
542355	4,2 mm	55 mm	7,4 mm	35 mm	35 mm	PH2	PC	1000 PCS	✓
542755	4,2 mm	55 mm	7,4 mm	35 mm	35 mm	TX20	PC	1000 PCS	✓

DRYWALL

DRYWALL SCREW-DRYWALL, PH2, EZP

AREA OF USE

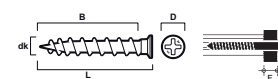
ESSVE Drywall screw Drywall are used indoors for the installation of double drywall boards on walls and ceilings. The first drywall layer is installed in the usual way with traditional drywall screws, then the second layer of drywall is glued on top and secured with the drywall screw Drywall.

DESCRIPTION

The screw is produced in hardened carbon steel with bright zinc plated surface treatment. It is equipped with Philips crosshead Ph2. The head shape is specially designed to not damage the cardboard/paperboard layer when anchoring the drywall panels.

INSTALLATION INSTRUCTIONS

Installed with a low torque for secure installation. Recommended rpm 800-1400/min.



Plaster board

Specification	
Surface treatment	Zinc plated
Main Materials	Steel
Corrosion resistance class	C1
Application environment	Indoors



Standard Pro Pack									
Item no	Diameter	Length	Diameter of head	Thread length	Fixture thickness	Type of bits	Packaging	Contents	CE
532538	5,2 mm	38 mm	6,8 mm	35 mm	26 mm	PH2	203	400 PCS	✓

COMBI SCREW

COMBI SCREW FOR WOODEN/STEEL STUDS, BRIGHT ZINC PLATED

AREA OF USE

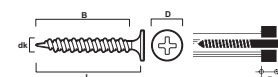
ESSVE Combi screw is intended for mounting in drywall boards against wooden or steel studs. Drill capacity 0.4-0.9 mm.

DESCRIPTION

The screw is produced in hardened carbon steel with bright zinc plated surface treatment. It is equipped with Philips crosshead Ph2.

INSTALLATION INSTRUCTIONS

A screwdriver with a depth stop should be used for quick and efficient installation. Recommended rpm: 30-55 mm 2800-6000/min.



Steel



Wood

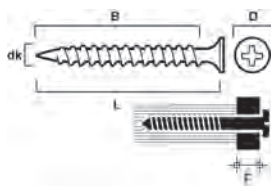
Specification	
Surface treatment	Zinc plated
Main Materials	Steel
Corrosion resistance class	C1
Application environment	Indoors



Standard Pro Pack										
Item no	Diameter	Length	Diameter of head	Thread length	Fixture thickness	Type of bits	Drill capacity min/max	Packaging	Contents	CE
534630	3,9 mm	30 mm	8,4 mm	25 mm	13 mm	PH2	0,4 / 0,9	202	250 PCS	✓
534130	3,9 mm	30 mm	8,4 mm	25 mm	13 mm	PH2	0,4 / 0,9	304	1000 PCS	✓
534231	3,9 mm	30 mm	8,4 mm	25 mm	13 mm	PH2	0,4 / 0,9	BU4	2700 PCS	✓
534640	3,9 mm	40 mm	8,4 mm	35 mm	26 mm	PH2	0,4 / 0,9	203	250 PCS	✓
534141	3,9 mm	40 mm	8,4 mm	35 mm	26 mm	PH2	0,4 / 0,9	304	900 PCS	✓
534241	3,9 mm	40 mm	8,4 mm	35 mm	26 mm	PH2	0,4 / 0,9	BU4	1800 PCS	✓
534655	3,9 mm	55 mm	8,4 mm	50 mm	39 mm	PH2	0,4 / 0,9	203	200 PCS	✓
534155	3,9 mm	55 mm	8,4 mm	50 mm	39 mm	PH2	0,4 / 0,9	304	500 PCS	✓

Small Pack										
Item no	Diameter	Length	Diameter of head	Thread length	Fixture thickness	Type of bits	Drill capacity min/max	Packaging	Contents	CE
434630	3,9 mm	30 mm	8,4 mm	25 mm	13 mm	PH2	0,4 / 0,9	112	100 PCS	✓
434640	3,9 mm	40 mm	8,4 mm	35 mm	26 mm	PH2	0,4 / 0,9	113	100 PCS	✓
434655	3,9 mm	55 mm	8,4 mm	50 mm	39 mm	PH2	0,4 / 0,9	113	100 PCS	✓

DRYWALL SCREWS FOR STEEL STUD



Steel

DRYWALL SCREW FOR STEEL STUDS, PHOSPHATED

AREA OF USE

ESSVE Drywall screw is designed for the application of plasterboards indoors against light steel studs, drill capacity 0.4 - 0.9 mm.

DESCRIPTION

The screw is produced by hardened carbon steel with phosphated or bright zinc plated surface. It is equipped with Philips crosshead Ph2.

INSTALLATION INSTRUCTIONS

A screwdriver with a depth stop should be used for quick and efficient assembly. Recommended rpm: 25-50 mm 2800-6000/min.

Specification	
Surface treatment	Phosphated
Main Materials	Steel
Corrosion resistance class	C1
Application environment	Indoors



Standard Pro Pack										
Item no	Diameter	Length	Diameter of head	Thread length	Fixture thickness	Type of bits	Drill capacity min/max	Packaging	Contents	CE
521125	3,5 mm	25 mm	8,4 mm	20 mm	13 mm	PH2	0,4 / 0,9	204	1000 PCS	✓
521142	3,5 mm	41 mm	8,4 mm	36 mm	26 mm	PH2	0,4 / 0,9	304	900 PCS	✓
521242	3,5 mm	41 mm	8,4 mm	36 mm	26 mm	PH2	0,4 / 0,9	BU4	1800 PCS	✓
521150	3,5 mm	50 mm	8,4 mm	45 mm	39 mm	PH2	0,4 / 0,9	304	500 PCS	✓

Small Pack										
Item no	Diameter	Length	Diameter of head	Thread length	Fixture thickness	Type of bits	Drill capacity min/max	Packaging	Contents	CE
421125	3,5 mm	25 mm	8,4 mm	20 mm	13 mm	PH2	0,4 / 0,9	112	100 PCS	✓
421141	3,5 mm	41 mm	8,4 mm	36 mm	26 mm	PH2	0,4 / 0,9	112	100 PCS	✓
513306	3,5 mm	41 mm	8,4 mm	36 mm	26 mm	PH2	0,4/0,9	PC	100 PCS	✓

DRYWALL SCREW FOR STEEL STUDS, BRIGHT ZINC PLATED

AREA OF USE

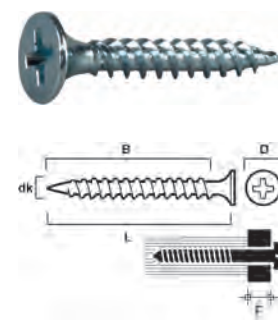
ESSVE Drywall screw is designed for the application of plasterboards indoors against light steel studs, drill capacity 0.4 - 0.9 mm.

DESCRIPTION

The screw is produced by hardened carbon steel with phosphated or bright zinc plated surface. It is equipped with Philips crosshead Ph2.

INSTALLATION INSTRUCTIONS

A screwdriver with a depth stop should be used for quick and efficient assembly. Recommended rpm: 25-50 mm 2800-6000/min.



Steel

Specification	
Surface treatment	Zinc plated
Main Materials	Steel
Corrosion resistance class	C1
Application environment	Indoors



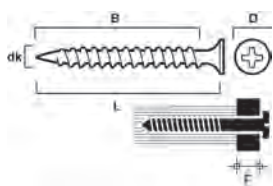
Standard Pro Pack

Item no	Diameter	Length	Diameter of head	Thread length	Fixture thickness	Type of bits	Drill capacity min/max	Packaging	Contents	CE
522625	3,5 mm	25 mm	8,4 mm	20 mm	13 mm	PH2	0,4 / 0,9	202	250 PCS	✓
522125	3,5 mm	25 mm	8,4 mm	20 mm	13 mm	PH2	0,4 / 0,9	204	1000 PCS	✓
522224	3,5 mm	25 mm	8,4 mm	20 mm	13 mm	PH2	0,4 / 0,9	BU4	3000 PCS	✓
522641	3,5 mm	41 mm	8,4 mm	36 mm	26 mm	PH2	0,4 / 0,9	203	250 PCS	✓
522143	3,5 mm	41 mm	8,4 mm	36 mm	26 mm	PH2	0,4 / 0,9	304	900 PCS	✓
522242	3,5 mm	41 mm	8,4 mm	36 mm	26 mm	PH2	0,4 / 0,9	BU4	1800 PCS	✓
522650	3,5 mm	50 mm	8,4 mm	45 mm	39 mm	PH2	0,4 / 0,9	203	200 PCS	✓
522150	3,5 mm	50 mm	8,4 mm	45 mm	39 mm	PH2	0,4 / 0,9	304	500 PCS	✓
522175	4,2 mm	75 mm	8,4 mm	50 mm	52 mm	PH2	0,4 / 0,9	204	200 PCS	✓

Small Pack

Item no	Diameter	Length	Diameter of head	Thread length	Fixture thickness	Type of bits	Drill capacity min/max	Packaging	Contents	CE
422125	3,5 mm	25 mm	8,4 mm	20 mm	13 mm	PH2	0,4 / 0,9	112	100 PCS	✓
422143	3,5 mm	41 mm	8,4 mm	36 mm	26 mm	PH2	0,4 / 0,9	113	100 PCS	✓

DRYWALL SCREWS FOR WOOD STUD



Wood

DRYWALL SCREW FOR WOODEN STUDS, BRIGHT ZINC PLATED

AREA OF USE

ESSVE drywall screw is designed for the application of plasterboards indoors against wooden studs.

DESCRIPTION

The screw is produced by hardened carbon steel with bright zinc plated surface. It is equipped with Philips crosshead Ph2.

INSTALLATION INSTRUCTIONS

A screwdriver with a depth stop should be used for quick and efficient installation. Recommended rpm: 25-55 mm 2800-6000/min. 56-75 mm 2000-2800/min.

Specification

Surface treatment	Zinc plated
Main Materials	Steel
Corrosion resistance class	C1
Application environment	Indoors



Standard Pro Pack

Item no	Diameter	Length	Diameter of head	Thread length	Fixture thickness	Type of bits	Packaging	Contents	CE
532630	3,9 mm	30 mm	8,4 mm	25 mm	13 mm	PH2	202	250 PCS	✓
532130	3,9 mm	30 mm	8,4 mm	25 mm	13 mm	PH2	304	1000 PCS	✓
532231	3,9 mm	30 mm	8,4 mm	25 mm	13 mm	PH2	BU4	2700 PCS	✓
532641	3,9 mm	41 mm	8,4 mm	36 mm	26 mm	PH2	203	250 PCS	✓
532142	3,9 mm	41 mm	8,4 mm	36 mm	26 mm	PH2	304	900 PCS	✓
532242	3,9 mm	41 mm	8,4 mm	36 mm	26 mm	PH2	BU4	1700 PCS	✓
532146	3,9 mm	45 mm	8,4 mm	40 mm	26 mm	PH2	304	800 PCS	✓
532151	3,9 mm	51 mm	8,4 mm	34 mm	39 mm	PH2	304	500 PCS	✓
532656	3,9 mm	57 mm	8,4 mm	38 mm	39 mm	PH2	203	200 PCS	✓
532156	3,9 mm	57 mm	8,4 mm	38 mm	39 mm	PH2	304	500 PCS	✓
532175	4,5 mm	75 mm	8,4 mm	20 mm	52 mm	PH2	204	200 PCS	✓

Small Pack

Item no	Diameter	Length	Diameter of head	Thread length	Fixture thickness	Type of bits	Packaging	Contents	CE
432130	3,9 mm	30 mm	8,4 mm	25 mm	13 mm	PH2	112	100 PCS	✓
432142	3,9 mm	41 mm	8,4 mm	36 mm	26 mm	PH2	113	100 PCS	✓
432156	3,9 mm	57 mm	8,4 mm	38 mm	39 mm	PH2	114	100 PCS	✓

Big Pro Pack

Item no	Diameter	Length	Diameter of head	Thread length	Fixture thickness	Type of bits	Packaging	Contents	CE
532030	3,9 mm	30 mm	8,4 mm	25 mm	13 mm	PH2	EOU	8000 PCS	✓
532041	3,9 mm	41 mm	8,4 mm	36 mm	26 mm	PH2	EOU	5000 PCS	✓

DRILLTIP DRYWALL SCREWS FOR STEEL STUD

DRYWALL SCREW WITH DRILLPOINT FOR STEEL STUDS, PHOSPHATED

AREA OF USE

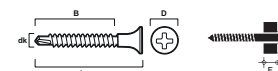
ESSVE Drywall screw is designed for the application of plasterboards indoors against steel studs, drill capacity 0.7 - 2.0 mm.

DESCRIPTION

The screw is produced by hardened carbon steel with phosphated surface treatment. It is equipped with Philips crosshead Ph2.

INSTALLATION INSTRUCTIONS

A screwdriver with a depth stop should be used for quick and efficient installation. Recommended rpm: 25-55 mm 2000-2800/min



Steel

Specification

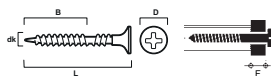
Surface treatment	Phosphated
Main Materials	Steel
Corrosion resistance class	C1
Application environment	Indoors

C1

Standard Pro Pack

Item no	Diameter	Length	Diameter of head	Thread length	Fixture thickness	Type of bits	Drill capacity min/max	Packaging	Contents	CE
581125	3,5 mm	25 mm	8,4 mm	18 mm	13 mm	PH2	0,7 / 2	204	1000 PCS	✓
581141	3,5 mm	40 mm	8,4 mm	33 mm	26 mm	PH2	0,7 / 2	304	900 PCS	✓
581155	3,5 mm	55 mm	8,4 mm	43 mm	39 mm	PH2	0,7 / 2	304	500 PCS	✓

HARD BOARD SCREWS FOR WOOD AND STEEL STUDS



Steel



Wood

HARD DRYWALL SCREW FOR WOODEN AND STEEL STUDS, PHOSPHATED

AREA OF USE

ESSVE Hard Drywall screw is designed for the application of hard density plasterboards indoors against wood or light steel studs, drill capacity 0.4 - 0.9 mm.

DESCRIPTION

The screw is produced by hardened carbon steel with phosphated surface treatment. It is equipped with Philips crosshead PH2. The screw has a reverse thread under the head which presses the sheet material tightly against the stud.

INSTALLATION INSTRUCTIONS

A screwdriver with a depth stop should be used for quick and efficient installation. Recommended rpm: 31-55 mm 2000-2800/min

Specification

Surface treatment	Phosphated
Main Materials	Steel
Corrosion resistance class	C1
Application environment	Indoors



Standard Pro Pack

Item no	Diameter	Length	Diameter of head	Thread length	Fixture thickness	Type of bits	Drill capacity min/max	Packaging	Contents	CE
550133	3,9 mm	31 mm	7,8 mm	21 mm	13 mm	PH2	0,4 / 0,9	304	1000 PCS	✓
550145	3,9 mm	45 mm	7,8 mm	32 mm	26 mm	PH2	0,4 / 0,9	304	900 PCS	✓
550158	3,9 mm	55 mm	7,8 mm	42 mm	39 mm	PH2	0,4 / 0,9	304	500 PCS	✓

Small Pack

Item no	Diameter	Length	Diameter of head	Thread length	Fixture thickness	Type of bits	Drill capacity min/max	Packaging	Contents	CE
450133	3,9 mm	31 mm	7,8 mm	21 mm	13 mm	PH2	0,4 / 0,9	112	100 PCS	✓
513305	3,9 mm	31 mm	7,8 mm	21 mm	13 mm	PH2	0,4 / 0,9	PC	100 PCS	✓
450145	3,9 mm	45 mm	7,8 mm	32 mm	26 mm	PH2	0,4 / 0,9	113	100 PCS	✓

HARD BOARD SCREWS FOR WOOD STUDS

HARD DRYWALL SCREW FOR WOODEN STUDS, BRIGHT ZINC PLATED

AREA OF USE

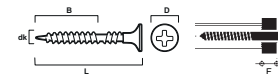
ESSVE Hard drywall screw is intended for the installation of hard and robust drywall boards indoors against wooden studs.

DESCRIPTION

The screw is produced in hardened carbon steel with bright zinc plated surface treatment. It is equipped with Philips crosshead Ph2. The screw has a reverse thread under the head which presses the sheet material tightly against the stud.

INSTALLATION INSTRUCTIONS

A screwdriver with a depth stop should be used for quick and efficient installation. Recommended rpm: 35-45 mm 2000-2800/min.



Wood

Specification

Surface treatment	Zinc plated
Main Materials	Steel
Corrosion resistance class	C1
Application environment	Indoors



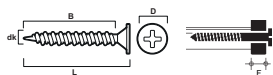
Standard Pro Pack

Item no	Diameter	Length	Diameter of head	Thread length	Fixture thickness	Type of bits	Packaging	Contents	CE
533137	3,9 mm	35 mm	7,8 mm	26 mm	13 mm	PH2	304	1000 PCS	✓
533148	3,9 mm	45 mm	7,8 mm	32 mm	26 mm	PH2	304	900 PCS	✓

Small Pack

Item no	Diameter	Length	Diameter of head	Thread length	Fixture thickness	Type of bits	Packaging	Contents	CE
513303	3,9 mm	45 mm	7,8 mm	32 mm	26 mm	PH2 reduced	PC	100 PCS	✓
433137	3,9 mm	35 mm	7,8 mm	26 mm	13 mm	PH2	112	100 PCS	✓
433148	3,9 mm	45 mm	7,8 mm	32 mm	26 mm	PH2	113	100 PCS	✓

DRYWALL GU OUTDOOR, COMBI SCREWS FOR STEEL- AND WOOD STUD



Steel



Wood

DRYWALL SCREW GU COMBI OUTDOOR, FOR WOODEN/STEEL STUDS, CORSEAL

AREA OF USE

ESSVE drywall screw GU Combi, is intended for installation of outdoor gypsum boards against wooden or steel studs. Drill capacity 0,4-0,9 mm.

DESCRIPTION

ESSVE Drywall screw GU Combi is a screw with a flat surface-mounted head. This design provides a weatherproof installation before the façade cladding is fitted. The design of the screw conforms to the requirements set out in HusAMA 98 on the installation of outside drywall boards, KBC.111. The screw is fitted with a combi thread which makes it suitable for installing against wooden or steel studs max. 0,9 mm. The screw is made of hardened steel with silver CorrSeal surface treatment, making it suitable for use in outdoor environments. The silver CorrSeal surface treatment realises corrosivity category C4.

INSTALLATION INSTRUCTIONS

A screwdriver with adjustable depth stop should always be used to ensure correct, quick and efficient installation. The screw must not be countersunk, the surface finish of the board must not be damaged. Recommended rpm: 30 - 40 mm 2800 - 6000/min.

Specification	
Surface treatment	CorrSeal
Main Materials	Steel
Corrosion resistance class	C4
Application environment	Outdoors



Standard Pro Pack										
Item no	Diameter	Length	Diameter of head	Thread length	Fixture thickness	Type of bits	Drill capacity min/max	Packaging	Contents	CE
536130	3,9 mm	30 mm	9 mm	25 mm	13 mm	PH2	0,4 / 0,9	304	1000 PCS	✓
536140	3,9 mm	40 mm	9 mm	35 mm	26 mm	PH2	0,4 / 0,9	304	500 PCS	✓

DRYWALL GU OUTDOOR WITH DRILLTIP, FOR STEEL STUD

DRYWALL SCREW GU OUTSIDE WITH DRILLPOINT FOR STEEL STUDS, CORRSEAL

AREA OF USE

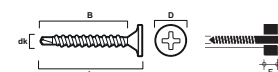
ESSVE Drywall screw GU with drill point is intended for installation of outdoor gypsum boards against steel studs. Drill capacity 0.7-2.0 mm.

DESCRIPTION

ESSVE Drywall screw GU with drill point, is a screw with a flat surface-mounted head. This design provides a weatherproof installation before the façade cladding is fitted. The design of the screw conforms to the requirements set out in HusAMA 98 on the installation of outside drywall boards, KBC.111. The screw is fitted with a drill point, which makes it suitable for installing against steel studs max. 2.0 mm. The screw is made of hardened steel with silver CorrSeal surface treatment, making it suitable for use in outdoor environments. The silver CorrSeal surface treatment realises corrosivity category C4.

INSTALLATION INSTRUCTIONS

A screwdriver with adjustable depth stop should always be used to ensure correct, quick and efficient installation. The screw must not be countersunk, the surface finish of the board must not be damaged. Recommended rpm: 25 - 40 mm 2800 - 6000/min



Steel

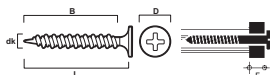
BOARD
SCREWS

Specification	
Surface treatment	CorrSeal
Main Materials	Steel
Corrosion resistance class	C4
Application environment	Outdoors



Standard Pro Pack										
Item no	Diameter	Length	Diameter of head	Thread length	Fixture thickness	Type of bits	Drill capacity min/max	Packaging	Contents	CE
582125	3,5 mm	25 mm	9 mm	18 mm	13 mm	PH2	0,7 / 2	204	1000 PCS	✓
582140	3,5 mm	40 mm	9 mm	33 mm	26 mm	PH2	0,7 / 2	304	500 PCS	✓

DRYWALL SCREWS COMBI



Steel



Wood

COMBI SCREW FOR WOODEN/STEEL STUDS, BRIGHT ZINC PLATED

AREA OF USE

ESSVE Combi screw is intended for mounting in drywall boards indoors against wooden or steel studs. Drill capacity 0.4-0.9 mm.

DESCRIPTION

The screw is straight collated and manufactured of hardened carbon steel with bright zinc plated surface treatment. It is equipped with Philips crosshead Ph2. ESSVE Combi screw is compatible with the most common auto-feed screwdrivers available on the market.

INSTALLATION INSTRUCTIONS

Machined bits are recommended when fitting combi screws. Recommended rpm: 30-55 mm 2800-4700/min

Specification

Surface treatment	Zinc plated
Corrosion resistance class	C1
Application environment	Indoors



Standard Pro Pack

Item no	Diameter	Length	Diameter of head	Type of bits	Drill capacity min/ max	Packaging	Contents	CE
534330	3,9 mm	30 mm	8,4 mm	PH2	0,4 / 0,9	PC	1000 PCS	✓
534340	3,9 mm	40 mm	8,4 mm	PH2	0,4 / 0,9	PC	1000 PCS	✓
534350	3,9 mm	55 mm	8,4 mm	PH2	0,4 / 0,9	PC	1000 PCS	✓

HARD BOARD SCREWS FOR WOOD AND STEEL STUDS

HARD BOARD SCREW FOR WOOD/STEEL STUD, EZP

AREA OF USE


ESSVE Hard Drywall screw designed for the installation of hard drywall boards indoors, against wood or steel studs. Drill capacity 0.4-0.9 mm.

DESCRIPTION

The screw is straight collated and manufactured of hardened carbon steel with phosphated surface treatment. It is equipped with Philips crosshead Ph2. The screw has a reverse thread under the head which presses the sheet material tightly against the stud. ESSVE Hard Drywall screws are suitable for the most common auto-feed screwdrivers available on the market

INSTALLATION INSTRUCTIONS

Machined bits are recommended when fitting collated hard drywall screws.
Recommended rpm: 2000-2800/min



Steel



Wood

Specification

Surface treatment	Zinc plated
Corrosion resistance class	C1

C1

Standard Pro Pack

Item no	Diameter	Length	Diameter of head	Thread length	Type of bits	Drill capacity min/max	Packaging	Contents	CE
550730	3,9 mm	31 mm	7,8 mm	22 mm	PH2	0,4 / 0,9	PC	1000 PCS	✓
550740	3,9 mm	40 mm	7,8 mm	30 mm	PH2	0,4 / 0,9	PC	1000 PCS	✓
550755	3,9 mm	55 mm	7,8 mm	45 mm	PH2	0,4 / 0,9	PC	1000 PCS	✓

HARD DRYWALL SCREW FOR WOODEN AND STEEL STUDS, PHOSPHATED

AREA OF USE

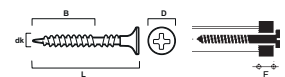
ESSVE Hard Drywall screw is designed for the application of hard density plasterboards indoors against wood or light steel studs, drill capacity 0.4 - 0.9 mm.

DESCRIPTION

The screw is produced by hardened carbon steel with phosphated surface treatment. It is equipped with Philips crosshead Ph2. The screw has a reverse thread under the head which presses the sheet material tightly against the stud.

INSTALLATION INSTRUCTIONS

A screwdriver with a depth stop should be used for quick and efficient installation.
Recommended rpm: 31-55 mm 2000-2800/min



Steel



Wood

Specification

Surface treatment	Phosphated
Main Materials	Steel
Corrosion resistance class	C1
Application environment	Indoors

C1

Standard Pro Pack									
Item no	Diameter	Length	Diameter of head	Thread length	Type of bits	Drill capacity min/max	Packaging	Contents	CE
550533	3,9 mm	31 mm	7,8 mm	21 mm	PH2	0,4 / 0,9	PC	1000 PCS	✓
550543	3,9 mm	41 mm	7,8 mm	26 mm	PH2	0,4 / 0,9	PC	1000 PCS	✓
550552	3,9 mm	55 mm	7,8 mm	42 mm	PH2	0,4 / 0,9	PC	1000 PCS	✓



COLLATED HARD DRYWALL SCREW XTR, BRIGHT ZINC PLATED

AREA OF USE

ESSVE Hard drywall screw XTR is designed for the installation of extremely hard board materials, such as extreme hard drywall, fibre cement boards and the like. It is intended for indoor use against wooden-, lightweight- and reinforcement studs. Drill capacity 0.4-2.0 mm.

DESCRIPTION

The screw is manufactured of hardened carbon steel with galvanized surface treatment. It is equipped with Philips crosshead Ph2. The screw has a thicker outer diameter and shank to withstand the forces that can occur when fastening extremely hard boards. It has a drill tip to penetrate the board without splitting it, which means that it works well in reinforcement studs too. The underside of the head has a patented swirl cutter that countersinks the screw without causing swelling or scraping. When installing wooden studs, it is a little slower than a screw with a sharp tip, but the drill tip is needed to remove board material and minimise cracking and swelling in the board.

INSTALLATION INSTRUCTIONS

A collated screw gun with depth stop should be used for quick and efficient installation. Recommended rpm: 2000-2800/min.

Specification	
Surface treatment	Zinc plated
Application environment	Indoors

Standard Pro Pack									
Item no	Diameter	Length	Diameter of head	Thread length	Fixture thickness	Type of bits	Drill capacity min/max	Packaging	Contents
550630	4,2 mm	30 mm	7,25 mm	30 mm	13 mm	PH2	0,4 / 2	PC	1000 PCS
550645	4,2 mm	45 mm	7,25 mm	45 mm	26 mm	PH2	0,4 / 2	PC	1000 PCS

DRYWALL SCREWS FOR WOOD STUD

DRYWALL SCREW FOR WOODEN STUDS, BRIGHT ZINC PLATED

AREA OF USE

ESSVE drywall screw are designed for the application of plasterboards indoors against wooden studs.

DESCRIPTION

The screw is produced by hardened carbon steel with bright zinc plated surface. It is equipped with Philips crosshead Ph2.

INSTALLATION INSTRUCTIONS

A screwdriver with a depth stop should be used for quick and efficient installation. Recommended rpm: 25-55 mm 2800-6000/min. 56-75 mm 2000-2800/min.



Wood

Specification

Surface treatment	Zinc plated
Main Materials	Steel
Corrosion resistance class	C1
Application environment	Indoors

C1

Standard Pro Pack

Item no	Diameter	Length	Diameter of head	Thread length	Type of bits	Packaging	Contents	CE
532330	3,9 mm	30 mm	8,4 mm	25 mm	PH2	PC	1000 PCS	✓
532335	3,9 mm	35 mm	8,4 mm	30 mm	PH2	PC	1000 PCS	✓
532340	3,9 mm	41 mm	8,4 mm	36 mm	PH2	PC	1000 PCS	✓
532350	3,9 mm	50 mm	8,4 mm	45 mm	PH2	PC	1000 PCS	✓
532355	3,9 mm	55 mm	8,4 mm	50 mm	PH2	PC	1000 PCS	✓
532365	3,9 mm	65 mm	8,4 mm	60 mm	PH2	PC	1000 PCS	✓

DRYWALL SCREWS FOR STEEL STUD



Wood

DRYWALL SCREW FOR STEEL STUDS, PHOSPHATED

AREA OF USE

ESSVE Drywall screw is designed for the application of plasterboards indoors against light steel studs, drill capacity 0.4 - 0.9 mm.

DESCRIPTION

The screw is produced by hardened carbon steel with phosphated or bright zinc plated surface. It is equipped with Philips crosshead Ph2.

INSTALLATION INSTRUCTIONS

A screwdriver with a depth stop should be used for quick and efficient assembly. Recommended rpm: 25-50 mm 2800-6000/min.

Specification

Surface treatment	Phosphated
Main Materials	Steel
Corrosion resistance class	C1
Application environment	Indoors

C1

Standard Pro Pack

Item no	Diameter	Length	Diameter of head	Thread length	Type of bits	Drill capacity min/max	Packaging	Contents	CE
521325	3,5 mm	25 mm	8,4 mm	20 mm	PH2	0,4 / 0,9	PC	1000 PCS	✓
521341	3,5 mm	41 mm	8,4 mm	36 mm	PH2	0,4 / 0,9	PC	1000 PCS	✓
521350	3,5 mm	50 mm	8,4 mm	45 mm	PH2	0,4 / 0,9	PC	1000 PCS	✓



Wood

DRYWALL SCREW FOR STEEL STUDS, BRIGHT ZINC PLATED

AREA OF USE

ESSVE Drywall screw is designed for the application of plasterboards indoors against light steel studs, drill capacity 0.4 - 0.9 mm.

DESCRIPTION

The screw is produced by hardened carbon steel with phosphated or bright zinc plated surface. It is equipped with Philips crosshead Ph2.

INSTALLATION INSTRUCTIONS

A screwdriver with a depth stop should be used for quick and efficient assembly. Recommended rpm: 25-50 mm 2800-6000/min.

Specification

Surface treatment	Zinc plated
Main Materials	Steel
Corrosion resistance class	C1
Application environment	Indoors

C1

Standard Pro Pack

Item no	Diameter	Length	Diameter of head	Thread length	Type of bits	Drill capacity min/max	Packaging	Contents	CE
522325	3,5 mm	25 mm	8,4 mm	20 mm	PH2	0,4 / 0,9	PC	1000 PCS	✓
522341	3,5 mm	41 mm	8,4 mm	36 mm	PH2	0,4 / 0,9	PC	1000 PCS	✓
522350	3,5 mm	50 mm	8,4 mm	45 mm	PH2	0,4 / 0,9	PC	1000 PCS	✓

DRILLTIP DRYWALL SCREWS FOR STEEL STUD**DRYWALL SCREW WITH DRILLPOINT FOR STEEL STUDS, PHOSPHATED****AREA OF USE**

ESSVE Drywall screw with drill point is designed for the installation of Drywall boards indoors against steel studs. Drill capacity 0.7-2.0 mm.

DESCRIPTION

The screw is straight collated and manufactured of hardened steel with phosphate, bright zinc plated 5 µm or bright zinc plated 20 µm as the surface treatment. It is equipped with Philips crosshead Ph2. ESSVE Drywall screws with drill points are suitable for the most common auto-feed screwdrivers available on the market.

INSTALLATION INSTRUCTIONS

Machined bits are recommended when fitting collated drywall screws.
Recommended rpm: 25-50 mm 2000-2800/min



Steel

Specification

Surface treatment	Phosphated
Main Materials	Steel
Corrosion resistance class	C1
Application environment	Indoors

C1**Standard Pro Pack**

Item no	Diameter	Length	Diameter of head	Thread length	Fixture thickness	Type of bits	Drill capacity min/max	Packaging	Contents	CE
581325	3,5 mm	25 mm	8,4 mm	20 mm	13 mm	PH2	0,7 / 2	PC	1000 PCS	✓
581340	3,5 mm	40 mm	8,4 mm	35 mm	26 mm	PH2	0,7 / 2	PC	1000 PCS	✓
581350	3,5 mm	50 mm	8,4 mm	45 mm	39 mm	PH2	0,7 / 2	PC	1000 PCS	✓



Steel

DRYWALL SCREW WITH DRILLPOINT FOR STEEL STUDS, BRIGHT ZINC PLATED 5 µM

AREA OF USE

ESSVE Drywall screw with drillpoint designed for the installation of Drywall boards indoors against steel studs. Drill capacity 0.7-2.0 mm.

DESCRIPTION

The screw is straight collated and manufactured of hardened steel with phosphated, bright zinc plated 5 µm or bright zinc plated 20 µm as the surface treatment. It is equipped with Philips crosshead Ph2. ESSVE Drywall screws with drill point are suitable for the most common auto-feed screwdrivers available on the market.

INSTALLATION INSTRUCTIONS

Machined bits are recommended when fitting collated drywall screws. Recommended rpm: 25-50 mm 2000-2800/min

Specification

Surface treatment	Zinc plated
Main Materials	Steel
Corrosion resistance class	C1
Application environment	Indoors



Standard Pro Pack

Item no	Diameter	Length	Diameter of head	Thread length	Fixture thickness	Type of bits	Drill capacity min/max	Packaging	Contents	CE
592325	3,5 mm	25 mm	8,4 mm	20 mm	13 mm	PH2	0,7 / 2	PC	1000 PCS	✓
592340	3,5 mm	40 mm	8,4 mm	35 mm	26 mm	PH2	0,7 / 2	PC	1000 PCS	✓
592350	3,5 mm	50 mm	8,4 mm	45 mm	39 mm	PH2	0,7 / 2	PC	1000 PCS	✓



Steel

DRYWALL SCREW, COLLATED WITH DRILL TIP, PH2, EZP, 20 µM

AREA OF USE

ESSVE Drywall screw with drillpoint designed for the installation of Drywall boards indoors against steel studs. Drill capacity 0.7-2.0 mm.

DESCRIPTION

The screw is straight collated and manufactured of hardened steel with phosphated, bright zinc plated 5 µm or bright zinc plated 20 µm as the surface treatment. It is equipped with Philips crosshead Ph2. ESSVE Drywall screws with drill point are suitable for the most common auto-feed screwdrivers available on the market.

INSTALLATION INSTRUCTIONS

Machined bits are recommended when fitting collated drywall screws. Recommended rpm: 25-50 mm 2000-2800/min

Specification

Surface treatment	Zinc plated
Main Materials	Steel
Corrosion resistance class	C2
Application environment	Indoors



Standard Pro Pack

Item no	Diameter	Length	Diameter of head	Thread length	Fixture thickness	Type of bits	Drill capacity min/max	Packaging	Contents	CE
591325	3,5 mm	25 mm	8,4 mm	20 mm	13 mm	PH2	0,7 / 2	PC	1000 PCS	✓

DRYWALL GU OUTDOOR, COMBI SCREWS

DRYWALL SCREW GU OUTDOOR, COMBI, FOR WOODEN/STEEL STUDS, CORRSEAL

AREA OF USE

ESSVE drywall screw outside GU Combi, is intended for installation of drywall boards outdoor on exterior walls against wooden or steel studs. Drill capacity 0.4-0.9 mm.

DESCRIPTION

ESSVE Drywall screw GU Combi, is a screw with a flat surface-mounted head. This design provides a weatherproof installation before the façade cladding is fitted. The design of the screw conforms to the requirements set out in HusAMA 98 on the installation of outside drywall boards, KBC.111. The screw is fitted with a combi thread which makes it suitable for installing against wooden or steel studs max. 0.9mm. The screw is made of hardened steel with silver CorrSeal surface treatment, making it suitable for use in outdoor environments. The silver CorrSeal surface treatment realises corrosivity category C4. ESSVE Drywall screw GU combi is suitable for the most common autofeed screwdrivers available on the market.

INSTALLATION INSTRUCTIONS

A screwdriver with adjustable depth stop should always be used to ensure correct, quick and efficient installation. The screw must not be countersunk, the surface finish of the board must not be damaged. Recommended rpm: 30 - 40 mm 2800 - 6000/min.



Specification

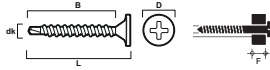
Surface treatment	CorrSeal
Main Materials	Steel
Corrosion resistance class	C4
Application environment	Outdoors



Standard Pro Pack

Item no	Diameter	Length	Diameter of head	Thread length	Type of bits	Drill capacity min/max	Packaging	Contents	CE
536330	3,9 mm	30 mm	9 mm	25,9 mm	PH2	0,4 / 0,9	PC	1000 PCS	✓
536340	3,9 mm	40 mm	9 mm	35,9 mm	PH2	0,4 / 0,9	PC	1000 PCS	✓

DRYWALL GU OUTDOOR WITH DRILLTIP, FOR STEEL STUD



DRYWALL SCREW GU OUTSIDE WITH DRILLPOINT FOR STEEL STUDS, CORRSEAL

AREA OF USE

ESSVE Drywall screw GU with drillpoint, is intended for installation of outdoor gypsum boards against steel studs. Drill capacity 0.7-2.0 mm.

DESCRIPTION

ESSVE Drywall screw GU with drill point, is a screw with a flat surface-mounted head. This design provides a weatherproof installation before the façade cladding is fitted. The design of the screw conforms to the requirements set out in HusAMA 98 on the installation of outside drywall boards, KBC.111. The screw is fitted with a drill point, which makes it suitable for installing against steel studs max. 2.0 mm. The screw is made of hardened steel with silver CorrSeal surface treatment, making it suitable for use in outdoor environments. The silver CorrSeal surface treatment realises corrosivity category C4.

INSTALLATION INSTRUCTIONS

A screwdriver with adjustable depth stop should always be used to ensure correct, quick and efficient installation. The screw must not be countersunk, the surface finish of the board must not be damaged. Recommended rpm: 25 - 40 mm 2800 - 6000/min

Specification

Surface treatment	CorrSeal
Main Materials	Steel
Corrosion resistance class	C4
Application environment	Outdoors



Standard Pro Pack

Item no	Diameter	Length	Diameter of head	Thread length	Type of bits	Drill capacity min/max	Packaging	Contents	CE
582325	3,5 mm	25 mm	9 mm	17,3 mm	PH2	0,7 / 2	PC	1000 PCS	✓
582340	3,5 mm	40 mm	9 mm	32,3 mm	PH2	0,7 / 2	PC	1000 PCS	✓

COLLATED MAGAZINE

AUTOFEED NOSE N7 FOR MAKITA

AREA OF USE

For Makita screwdrivers and screwguns. Easy installation without special tools.

DESCRIPTION

For straight collated drywall screw 25-55 mm. Easy installation of screw lengths and fine adjustment of the screw's insert depth. Apart from the nose piece the set includes 1 bit Ph2, length 133.5 mm



Standard Pro Pack			
Item no	Description	Packaging	Contents
589400	NOSE N7 MAKITA 6834/6842/6844	PCE	1 PCS
589405	NOSE N7 MAKITA FS4300/BFS451	PCE	1 PCS

Accessories			
Item no	Description	Contents	
589433	BIT PH2 133,5 MM FOR MAKITA 6842/6844 9,5MM WAIST	5 PCS	

QEXDRIVE

QEX-DRIVE EXTENSION INCLUDING N7 AUTOFEED

AREA OF USE

QEX-drive extension for installation of straight collated screw 25-55 mm. The extension is a tool that facilitates the installation of e.g. flooring grade chipboard, floor/ceiling drywall and decking screw installation, etc.

DESCRIPTION

An adapter is fitted on the screwgun according to the enclosed instruction followed by the extension on the adapter. **NOTE!** The adapter is sold separately in its own packaging. The autofeed piece is extremely reliable and features easy setting of the screw length and fine adjustment of the screw's insert depth.

The QEX-drive set includes:

- N7 autofeed nose
- extension tube including support handle
- bit extension
- 1 x bit Ph2 x 164 mm (for Makita FS2300)
- installation instruction



Standard Pro Pack			
Item no	Description	Packaging	Contents
589602	ADAPTER FOR MAKITA FS2300	PCE	1 PCS

Accessories			
Item no	Description	Contents	
589605	BITS PH2 167,0X5MM FOR QEXDRIVE EXT, 9,5MM WAIST	5 PCS	
589606	BITS PH2 154X5MM FOR QEXDRIVE EXT, WITH WASHER	5 PCS	

BITS FOR COLLATED SCREWDRIVERS



BITS FOR COLLATED MAGAZINE N7

Standard Pro Pack

Item no	Description	Packaging	Contents
589433	BIT PH2 133,5 MM	PC	5 PCS
589435	BIT PH2 153,0 MM	PC	5 PCS

FRAME FIXINGS

PROGRAMA FRAME SCREW	137
FRAME SCREW L	146
FRAME SLEEVE	150
LEVEL SCREW	159
FRAME FIXING ACCESSORIES	161

SYMBOLS

INDOOR

C1

Electro zinc plated, fosfated
corrosivity C1

C2

Hot dip galvanized
corrosivity C2

OUTDOOR

C3

Hot dip galvanized
corrosivity C3

C4

Anti-corrosion treated
corrosivity C4

STAINLESS

A2

Stainless steel A2

A4

Stainless steel, acid proof A4



Indoors/Outdoors, Indoors,
Outdoors



Paintable, Not paintable

MATERIALS



Wood



Drywall



Board



Lightweight concrete



Concrete



Hollow brick



Brick



Natural stone



Hollow core element



Steel



Stainless steel



Aluminium

PROGRAMA FRAME SCREW PLUS

PROGRAMA PLUS FRAME SCREW UNHARDENED

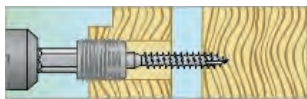
AREA OF USE

For the installation of windows, glazed sections, interior and exterior doors with frames made primarily of wood, but also plastic and aluminium depending on the frame's prerequisites. Programa PLUS allows subsequent adjustment, which is a significant advantage when the frame, door or wall "sags".

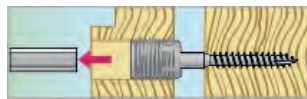
DESCRIPTION

ESSVE Programa Plus Frame screw consists of a zinc sleeve with an exterior thread and a steel screw which can revolve freely in the sleeve. When mounted the frame screw sleeve is fixed in the frame and the screw in the wall. By screwing the sleeve but not the screw, the frame can be adjusted inwards and outwards. Programa Plus Frame screw can be mounted without fixed blocks and provides for fully adjustable and removable mounting without damage to frames or base. Installation with Programa Frame screws improves and facilitates insulation, as the use of mineral wool or jointing foam allows for uninterrupted caulking.


MOUNTING



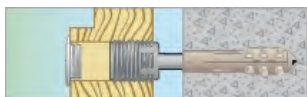
1. Installation in wood



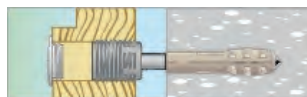
2. Installation in wood




3. Installation in wood



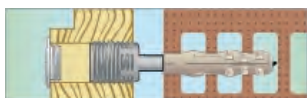
Installation in concrete



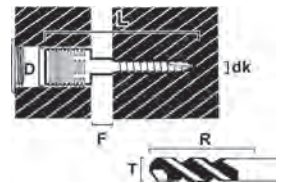
Installation in lightweight concrete



Installation in hollow block



Installation in hollow brick with appropriate plug.



Concrete



Hollow brick



Lightweight concrete



Wood



Hollow brick

Specification

Surface treatment	Zinc plated
Corrosion resistance class	C1

C1

Standard Pro Pack							
Item no	Diameter	Length	Diameter of head	Fixture thickness	Drill bit diameter	Packaging	Contents
111401	7 mm	50 mm	16 mm	- mm	14 mm	204	50 PCS
111403	7 mm	70 mm	16 mm	0-10 mm	14 mm	204	50 PCS
111405	7 mm	70 mm	16 mm	0-10 mm	14 mm	304	100 PCS
111407	7 mm	70 mm	16 mm	0-10 mm	14 mm	BU4	200 PCS
111409	7 mm	90 mm	16 mm	10-35 mm	14 mm	204	50 PCS
111412	7 mm	140 mm	16 mm	35-85 mm	14 mm	204	30 PCS

Big Pro Pack							
Item no	Diameter	Length	Diameter of head	Drill bit diameter	Packaging	Contents	
7111403	7 mm	70 mm	16 mm	14 mm	EOU	600 PCS	
7111409	7 mm	90 mm	16 mm	14 mm	EOU	400 PCS	
7111411	7 mm	140 mm	16 mm	14 mm	EOU	300 PCS	

FRAME SCREW PROGRAMA CLASSIC

PROGRAMA CLASSIC FRAME SCREW UNHARDENED

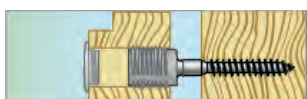
AREA OF USE

ESSVE Programa CLASSIC Frame screws are designed for installation in wooden window and door frames, concrete, brick and lightweight concrete. Programa Frame screw provides for fully adjustable installation.

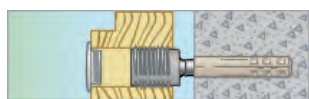
DESCRIPTION

The ESSVE Programa CLASSIC Frame screw consists of a zinc sleeve with an exterior thread and a steel screw which can revolve freely in the sleeve. When mounted the frame screw sleeve is fixed in the frame and the screw in the base. By screwing the sleeve but not the screw, the frame can be adjusted inwards and outwards. The Programa Frame screw can be mounted without fixed blocks and provides for fully adjustable and removable installation without damage to frames or base. Installation with Programa Frame screws improves and facilitates insulation, as the use of mineral wool or jointing foam allows for uninterrupted caulking.

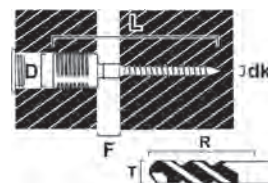
MOUNTING



Installation in wooden joists. Use Programa CLASSIC Frame screw unhardened. The spacing between the frame and the wall determines the length of frame screw to be used. Installation depth in wooden joists is min. 45 mm. Drill a 14 mm hole straight-through with Frame screw drill DLT 5. For a pre-drilled frame installation is performed directly. Fit the frame screw with Installation key MN-H or KMN. Adjust if necessary with Universal key UN-T or KMN Cover the hole with a cap in an appropriate colour. Tip! Use KarmFix Programa as an installation tool in wooden wall structures, so there is no need to use wedges.



Installation in concrete, brick, lightweight concrete. Use Programa CLASSIC Frame screw unhardened. The spacing between the frame and the wall determines the length of frame screw. For concrete/solid brick. Length 70 and 90 mm together with N-plug. For hollow brick/lightweight concrete/haydite. Length 140 mm with the NL or GXL-plug. Take into account the right screw-in depth into the plug. The frame is drilled using a Ø 14 mm wood bit. For pre-drilled frames use Centring sleeve C 10 and 10 mm installation or hammer drill. The frame screw together with a suitable plug according to the table, is installed using installation key MN-H or KMN. Adjust if necessary with Universal key UN T or KMN Cover the hole with a cap in an appropriate colour.



Wood

Specification

Surface treatment	Zinc plated
Corrosion resistance class	C1

C1

Standard Pro Pack

Item no	Diameter	Length	Diameter of head	Fixture thickness	Drill bit diameter	Type of bits	Packaging	Contents
111413	7 mm	70 mm	16 mm	0-10 mm	14 mm	HEX BITS 10	304	100 PCS
111415	7 mm	90 mm	16 mm	10-35 mm	14 mm	HEX BITS 10	304	80 PCS

Small Pack

Item no	Diameter	Length	Diameter of head	Fixture thickness	Drill bit diameter	Type of bits	Packaging	Contents
511201	7 mm	70 mm	14 mm	0-10 mm	14 mm	HEX BITS 10	PC	4 PCS
511203	7 mm	70 mm	14 mm	0-10 mm	14 mm	HEX BITS 10	PC	6 PCS
513150	7 mm	70 mm	14 mm	0-10 mm	14 mm	HEX BITS 10	PC	20 PCS
511220	7 mm	90 mm	14 mm	10-35 mm	14 mm	HEX BITS 10	PC	4 PCS
511222	7 mm	90 mm	14 mm	10-35 mm	14 mm	HEX BITS 10	PC	6 PCS
513152	7 mm	90 mm	14 mm	10-35 mm	14 mm	HEX BITS 10	PC	16 PCS

Big Pro Pack

Item no	Diameter	Length	Diameter of head	Fixture thickness	Drill bit diameter	Type of bits	Packaging	Contents
7111413	7 mm	70 mm	16 mm	0-10 mm	14 mm	HEX BITS 10	EOU	600 PCS

Accessories

Item no	Description	Contents
111049	MOUNTING TOOL KARFIX - PROGRAMA	4 PCS
511211	PLASTIC CAP 14/19 WHITE	20 PCS
111024	FRAME SCREW DRILL 14/5 MM	1 PCS
111036	C10 CENTRING SLEEVE	1 PCS
111035	KMN MOUNTING/ADJUSTMENT TOOL, HINGED	1 PCS
111207	KMN MOUNTING/ADJUSTING TOOL	1 PCS
111209	KMN MOUNTING/ADJUSTMENT TOOL LONG	1 PCS
111045	UNIVERSAL MOUNTING TOOL UN-T	1 PCS
111053	PLASTIC CAP 14/19 WHITE	200 PCS
404035	PLUG FOR GXL 10X100	40 PCS
9404007	PLUG FOR GXL 10X100 BULK	3000 PCS
111046	ADJUSTING TOOL FRAME FIXING	1 PCS
513185	NYLON PLUG 10X50	20 PCS
9110007	NYLON PLUG 10X50 BULK	2500 PCS
110007	NYLON PLUG 10X50	50 PCS
511236	NYLON PLUG 10X50	6 PCS



MOUNTINGSET PROGRAMA 70 UNHARDENED 8PCE

AREA OF USE

ESSVE Installation kit Programa Frame screws with a fibre cut is a complete kit for fixing two windows or one door.

DESCRIPTION

ESSVE Programa Frame screw 70 0H with a fibre cut, has been developed to minimise the risk of crack formation in the wooden joists on the frame openings.

Standard Pro Pack

Item no	Diameter	Length	Drill bit diameter	Packaging	Contents
111098	7 mm	70 mm	14 mm	PC	1 SET

CHOOSE THE RIGHT SCREW LENGTH

Frame screw length is determined by the gap width, i.e. the gap between the frame and the wall. Programa is available in four different lengths to fit varying gap widths around the window/door.



50mm For 0-5mm gap width




70mm For 5-15mm gap width



90mm For 15-35mm gap width and for concrete installations with plugs



140mm For 35-85mm gap width and for lightweight concrete installations and hollow brick with plugs



ACCESSORIES PROGRAMA



UNIVERSAL MOUNTING TOOL UN-T

AREA OF USE

ESSVE Programa Universal key UN-T is intended to fine adjust window and door frames by hand after installation of Programa Frame screws or Indu-Prog Frame Sleeves. UN-T can also be used for installation/screwing.

DESCRIPTION

The square part is used to open windows and doors without handles. Also provides a good lever during installation/adjustment.

INSTALLATION INSTRUCTIONS

The end with the internal hex key is used for installation, this then grips both the sleeve and screw when screw together. The end which is bored out on the inside is used for adjustment, this only grips the sleeve to screw in or out.

Standard Pro Pack

Item no	Description	Packaging	Contents
111045	UNIVERSAL MOUNTING TOOL UN-T	PCE	1 PCS



MOUNTING AND ADJUSTING TOOL KMN 100 MM

AREA OF USE

ESSVE Programa Installation and adjusting key KMN is designed for installation and adjustment of the Programa Frame screws or Indu-Prog Frame sleeves, using a drill/power driver.

DESCRIPTION

Manufactured of hardened steel.

INSTALLATION INSTRUCTIONS

The end with the internal hex key is used for installation, this then grips both the sleeve and screw when screw together. The end which is bored out on the inside is used for adjustment, this only grips the sleeve to screw in or out.

Standard Pro Pack

Item no	Description	Length	Packaging	Contents
111207	KMN MOUNTING/ADJUSTING TOOL	100 mm	PCE	1 PCS
111209	KMN MOUNTING/ADJ TOOL LONG	150 mm	PCE	1 PCS

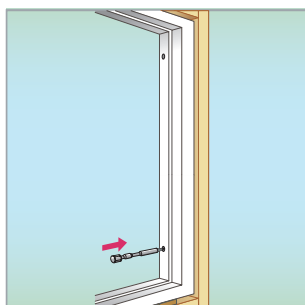
MOUNTING TOOL KARMFIX PROGRAMA

AREA OF USE

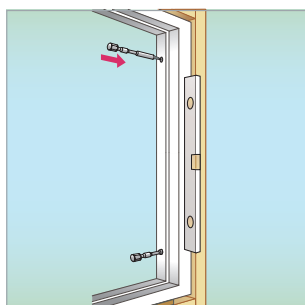
ESSVE Programa KarmFix is designed to make installation of windows and doors in walls/structures of wood with Programa Frame screws easier, quicker and safer.

DESCRIPTION

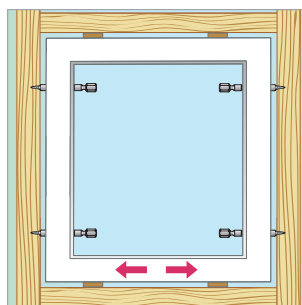
By using the pre-drilled 14 mm holes in the frame, Programa KarmFix ensures that the window/door is in the right position and aligns the Programa Frame screws correctly.



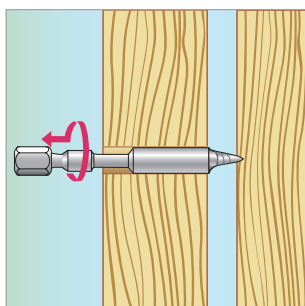
Insert a Programa Karmfix into the lowest hole on one side. Now place a spirit level on the outside of the frame.



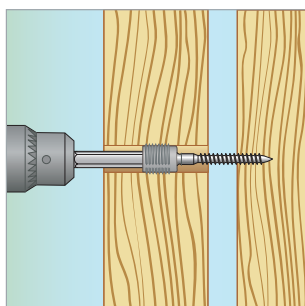
Insert another Programa Karmfix into the top hole when the frame is in plumb. Repeat on the opposite side.



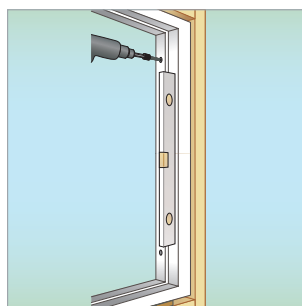
The frame can now easily be adjusted laterally into the correct position.



Twist out the Programa KarmFix in the lowest hole on one side. This is done easily by hand.



The punch-like tip of the Programa KarmFix has made a hole in the wall stud. This ensures that the Programa Frame screw is guided correctly and fits straight into the hole.



Loosen Programa KarmFix and fit the Programa Frame screw in the top hole. Use a spirit level on the inside of the frame to make sure the frame is in plumb. Repeat step 3, 4 and 5 on the opposite side. The holes shall be covered with a cover in a matching colour.

Standard Pro Pack

Item no	Description	Packaging	Contents
111049	KARMFIX - PROGRAMA	PC	4 PCS



FOLDED MOUNTING AND ADJUSTING TOOL KMN

AREA OF USE

For the installation of windows with driver where it is not possible to keep the screwdriver straight when screwing or adjustment of the frame screw.

DESCRIPTION

Using the Programa Pivoted Installation and Adjusting key KMN you can angle out the screwdriver from the glass surface/frame and in doing so access to install or adjust Programa Frame screws or in some cases Indu-Prog frame sleeves.

Standard Pro Pack

Item no	Description	Packaging	Contents
111035	KMN MOUNT/ADJUST TOOL, HINGED	PCE	1 PCS



FRAME SCREW DRILL DLT5 14/5 MM

AREA OF USE

ESSVE Programa Frame screw drill DLT 5/14 is designed for pre-drilling window and door frames when using Programa Frame screws or Indu-Prog Frame Sleeves.

INSTALLATION INSTRUCTIONS

The drill produces a 14 mm hole in the frame. If the frame is located in position in the opening when drilling, the wall stud is also predrilled with a 5 mm hole. This facilitates installation. In addition, the screw acts as a guide to ensure that the Programa Frame screw is fitted straight in the frame.

Standard Pro Pack

Item no	Description	Packaging	Contents
111024	FRAME SCREW DRILL 14/5 MM	PCE	1 PCS



ADJUSTABLE TOOL FOR FRAME SLEEVE INDU-PROG AND PROGRAMA FRAME SCREW 10MM

AREA OF USE

Ratchet spanner for easy adjustment of the frame fixing.

DESCRIPTION

Facilitates adjustment and installation of frame screws or frame sleeves. Especially useful when installing fixed window sections where access is limited. The spanner is used together with any of the following tools: Programa Installation and Adjusting key KMN, Induprog Frame-Fix Tool, Programa pivoted installation and adjusting key KMN

Standard Pro Pack

Item no	Description	Packaging	Contents
111046	ADJUSTING TOOL FRAME FIXING	PCE	1 PCS

CENTERING SLEEVE C10

AREA OF USE

ESSVE Programa Centring sleeve C10 is designed to help you to ensure that the hole in the wall structure is centred. Used in pre-drilled frames where the wall structure consists of concrete, lightweight concrete, haydite, brick, etc.

INSTALLATION INSTRUCTIONS

Centring sleeve C10 is inserted in the frame's predrilled $\varnothing 14$ mm hole. This centres the $\varnothing 10$ mm hole that is needed in the structure.



Standard Pro Pack

Item no	Description	Drill bit diameter	Packaging	Contents
111036	C10 CENTRING SLEEVE	14 mm	PCE	1 PCS

CENTERING SLEEVE C5

AREA OF USE

ESSVE Programa Centring sleeve C5 is designed to help you to ensure that the hole in the wall structure is centred. Used in pre-drilled frames where the wall structure consists of wood or steel.

INSTALLATION INSTRUCTIONS

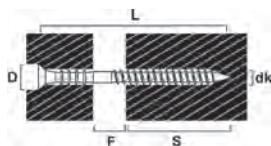
Centring sleeve C5 is inserted in the frame's predrilled $\varnothing 14$ mm hole. This centres the $\varnothing 5$ mm hole that is needed in the structure.



Standard Pro Pack

Item no	Description	Drill bit diameter	Packaging	Contents
111048	C5 CENTRING SLEEVE	14 mm	PCE	1 PCS

FRAME SCREW L WITH SHARP POINT



Concrete



Brick



Wood



Hollow brick

FRAME SCREW L WITH SHARP POINT FOR WOOD, CONCRETE

AREA OF USE

ESSVE Frame screw L with sharp point is designed for the installation of frames for interior doors in wood, concrete, lightweight concrete, brick and hollow brick. Frame screw L provides for fully adjustable installation.

DESCRIPTION

It is made of hardened steel with bright zinc plated surface treatment. The screw is designed for step-drilled frames and is equipped with TX-drive/bit, TX25. When the frame screw L is driven into the frame, the barbs under the head grip in the frame. The frame is then adjusted by either screwing the Frame screw L inwards or outwards. The installation is then hidden by a plastic cover.

INSTALLATION INSTRUCTIONS

The installation is performed in a single step, tight the Frame screw L in the frame and underlying structure. The barbs under the head are pressed into the 5 mm hole. Installation depth requirement is min. 45 mm in the structure material.

MOUNTING



Installation in concrete
Pre-drill the concrete \varnothing 6.0 mm, drill depth about 40 mm for the ESSVE N-plug 6 x 30.



Installation in wood
Installation in wood can be performed very quickly. The studs do not need to be predrilled. Frame screw L is machine-driven directly into the wooden stud.

Specification

Surface treatment	Zinc plated
Corrosion resistance class	C1



Standard Pro Pack

Item no	Diameter	Length	Diameter of head	Drill bit diameter	Type of bits	Packaging	Contents
111111	6 mm	70 mm	12 mm	14,5 mm	TX25	204	100 PCS
111113	6 mm	90 mm	12 mm	14,5 mm	TX25	304	100 PCS
111115	6 mm	110 mm	12 mm	14,5 mm	TX25	304	100 PCS
111117	6 mm	130 mm	12 mm	14,5 mm	TX25	304	100 PCS

Small Pack

Item no	Diameter	Length	Diameter of head	Drill bit diameter	Type of bits	Packaging	Contents
511256	6 mm	70 mm	12 mm	14,5 mm	TX25	PC	8 PCS
511254	6 mm	90 mm	12 mm	14,5 mm	TX25	PC	8 PCS
511257	6 mm	110 mm	12 mm	14,5 mm	TX25	PC	8 PCS
511258	6 mm	130 mm	12 mm	14,5 mm	TX25	PC	8 PCS

Big Pro Pack

Item no	Diameter	Length	Diameter of head	Drill bit diameter	Type of bits	Packaging	Contents
9111113	6 mm	90 mm	12 mm	14,5 mm	TX25	E0U	1200 PCS

FRAME SCREW L8 WITH SHARP TIP FOR WOOD AND CONCRETE

AREA OF USE

ESSVE Frame screw L8 with sharp point is designed for the installation of frames for interior doors in wood, concrete, lightweight concrete, brick and hollow brick. Frame screw L8 gives fully adjustable installation. Especially adapted for windows with 9/5 mm holes. But also fits 14/5 mm holes.

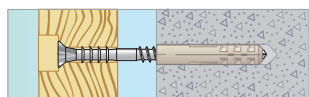
DESCRIPTION

It is made of hardened steel with bright zinc plated surface treatment. The screw is designed for step-drilled frames and is equipped with a TX-drive/bit, TX25. When the frame screw L8 is driven into the frame, the barbs under the head grip in the frame. The frame is then adjusted by either screwing the Frame screw L8 inwards or outwards. The installation is then hidden by a plastic cover.

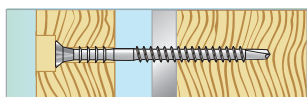
INSTALLATION INSTRUCTIONS

The installation is performed in a single step, tighten the Frame screw L8 in the frame and underlying structure. The barbs under the head are pressed into the 5 mm hole. Installation depth is min. 45 mm in the structure material.

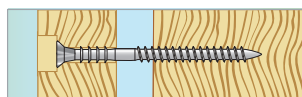
MOUNTING



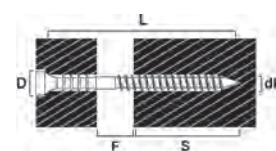
Mounting in concrete.
Predrill Ø 6,0 mm, depth min. 40 mm. Use ESSVE N-Plug 6x30.



Mounting in sheet metal.
Mounting in steel studs (max 2,0mm), with wood stud reinforcement. No predrilling needed.



Mounting in wood.
Mounting in wood can be performed quickly. No predrilling needed. Frame screw L is driven directly into the wooden stud.



Concrete



Brick



Wood



Hollow brick

Specification

Surface treatment	Zinc plated
Corrosion resistance class	C1

C1

Standard Pro Pack

Item no	Diameter	Length	Diameter of head	Drill bit diameter	Type of bits	Packaging	Contents
111112	6 mm	70 mm	8 mm	9,5 mm	TX25	203	50 PCS
111114	6 mm	90 mm	8 mm	9,5 mm	TX25	203	50 PCS
111116	6 mm	110 mm	8 mm	9,5 mm	TX25	204	50 PCS
111118	6 mm	130 mm	8 mm	9,5 mm	TX25	204	50 PCS

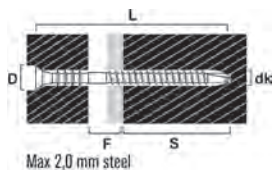
Small Pack

Item no	Diameter	Length	Diameter of head	Drill bit diameter	Type of bits	Packaging	Contents
511263	6 mm	70 mm	8 mm	9,5 mm	TX25	PC	4 PCS
511264	6 mm	90 mm	8 mm	9,5 mm	TX25	PC	4 PCS
511261	6 mm	110 mm	8 mm	9,5 mm	TX25	PC	4 PCS
511262	6 mm	130 mm	8 mm	9,5 mm	TX25	PC	4 PCS

Big Pro Pack

Item no	Diameter	Length	Diameter of head	Drill bit diameter	Type of bits	Packaging	Contents
7111111	6 mm	70 mm	12 mm	14,5 mm	TX25	EOU	1600 PCS
7111115	6 mm	110 mm	12 mm	14,5 mm	TX25	EOU	1100 PCS
7111117	6 mm	130 mm	12 mm	14,5 mm	TX25	EOU	900 PCS

FRAME SCREW L WITH DRILL POINT



Steel

FRAME SCREW L WITH DRILL POINT FOR STEEL

AREA OF USE

ESSVE Frame screw L with drill point is designed for the installation of frames for interior doors in steel joist, max 2.0 mm, with wooden joist reinforcement. Frame screw L provides for fully adjustable installation.

DESCRIPTION

It is made of hardened steel with bright zinc plated surface treatment. The screw is designed for step-drilled frames 14/5 mm and is equipped with a TX-drive/bit, TX25. When the frame screw L is driven into the frame, the barbs under the head grip in the frame. The frame is then adjusted by either screwing the Frame screw L inwards or outwards. The installation is then hidden by a plastic cover.

INSTALLATION INSTRUCTIONS

The installation is performed in a single step, tight the Frame screw L in the frame and underlying structure. Installation depth requirement is min. 45 mm in the structure material.

MOUNTING



Installation in metal
Installation in steel studs (max. 2.0 mm) with wooden stud reinforcement occurs direct without pre-drilling.

Specification

Surface treatment	Zinc plated
Corrosion resistance class	C1



Standard Pro Pack

Item no	Diameter	Length	Diameter of head	Drill bit diameter	Type of bits	Drill capacity min/max	Packaging	Contents
111107	6 mm	80 mm	12 mm	14,5 mm	TX25	/ 2	204	100 PCS
111109	6 mm	100 mm	12 mm	14,5 mm	TX25	/ 2	204	100 PCS

Small Pack

Item no	Diameter	Length	Diameter of head	Drill bit diameter	Type of bits	Drill capacity min/max	Packaging	Contents
511252	6 mm	80 mm	12 mm	14,5 mm	TX25	/ 2	PC	8 PCS
511255	6 mm	100 mm	12 mm	14,5 mm	TX25	/ 2	PC	8 PCS

Big Pro Pack

Item no	Diameter	Length	Diameter of head	Drill bit diameter	Type of bits	Drill capacity min/max	Packaging	Contents
9111107	6 mm	80 mm	12 mm	14,5 mm	TX25	/ 2	EOU	1000 PCS

SELECT THE CORRECT LENGTH

Frame sleeve length depends on the joint width, i.e. the gap between the frame and the wall, plus the weight of the assembly.



38mm

For installation of heavy outer doors, large windows and glass panes, and joint widths up to 23mm. For greater joint widths – use a spacer.


28mm

For installation of lighter windows and doors, and joint widths of 13mm.


FRAME
FIXINGS

JOINT WIDTH


MINIMUM 15MM INTO THE FRAME




A 28mm frame sleeve will provide a joint width of 0-13mm.



A 28mm frame sleeve plus a spacer will provide a joint width of 10-23mm.



A 38mm frame sleeve will provide a joint width of 0-23mm.



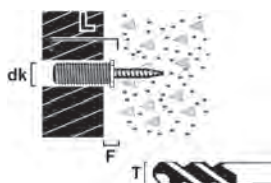
A 38mm frame sleeve plus a spacer will provide a joint width of 10-33mm.



**IF A PRESSURE DISTRIBUTION WASHER IS USED,
THE JOINT WIDTH IS INCREASED BY 4MM.**

Our accessories are compatible with most frame sleeves on the market.

INDU-PROG FRAME SLEEVE



INDU-PROG FRAME SLEEVE

AREA OF USE

ESSVE Indu-Prog Frame sleeve is designed for installation in frames of wood, aluminium and steel.

DESCRIPTION

Indu-Prog Frame sleeve is a universal frame fixing, which is excellent to work with irrespective of the material the fixing is to be made in. The frame sleeve may either be prefitted on delivery of windows and/or doors or installed directly on site. The wall material, which can be wood, concrete, steel, lightweight concrete, haydite, etc determines the choice of fixing, see the Installation instructions to select a suitable ESSVE fixing. Indu-Prog frame sleeve is made of zinc and is available in two lengths, 28 and 38 mm. Dimension 28 mm is used for light doors and small windows with joints up to 13 mm and in aluminium or steel sections. Dimension 38 mm is used for massive doors, exterior doors and larger windows or joints up to 23 mm. The outside Indu-Prog frame sleeve consists of a 20 mm hex plate and the M16 threaded fixing section. The M16 thread means the frame sleeve is ideal for aluminium and steel frames as well as frames of wood. Inside Indu-Prog Frame sleeve is an internal 10 mm hex.

INSTALLATION INSTRUCTIONS

Pre-drilled 14 mm holes are required for installation in wooden frames. The grooves on the underside of the external hex plate allow countersinking in the frame. In thin pre-drilled aluminium sections, the ESSVE Indu-Prog Frame sleeve cuts its own thread. For steel frames, an M16 thread is required in the hole.

Specification	
Surface treatment	Zinc plated

Standard Pro Pack						
Item no	Length	Diameter of head	Drill bit diameter	Type of bits	Packaging	Contents
111122	28 mm	20 mm	14 mm	HEX BITS 10	304	100 PCS
9111108	28 mm	20 mm	14 mm	HEX BITS 10	PC	800 PCS
111210	38 mm	20 mm	14 mm	HEX BITS 10	304	80 PCS
9111209	38 mm	20 mm	14 mm	HEX BITS 10	PC	600 PCS
Small Pack						
Item no	Length	Diameter of head	Drill bit diameter	Type of bits	Packaging	Contents
511270	28 mm	20 mm	14 mm	HEX BITS 10	PC	6 PCS
511272	38 mm	20 mm	14 mm	HEX BITS 10	PC	6 PCS

INDU-PROG SCREW


WOODSCREW INDU-PROG 8X58 TX30 EZP

AREA OF USE

ESSVE Indu-Prog Wood screw is designed for the installation of Indu-Prog Frame sleeve against wooden joists. Recommended for heavier and classified installation.

DESCRIPTION

The screw head is equipped with TX drive/bits, TX30.



Specification

Surface treatment	Zinc plated
Corrosion resistance class	C1
Application environment	Indoors

C1

Standard Pro Pack


Item no	Diameter	Length	Diameter of head	Type of bits	Packaging	Contents
105290	8 mm	58 mm	10 mm	TX30	204	100 PCS
105293	8 mm	65 mm	10 mm	TX30	204	100 PCS

Small Pack

Item no	Diameter	Length	Diameter of head	Type of bits	Packaging	Contents
513030	6 mm	50 mm	10 mm	TX30	111	8 PCS
511282	8 mm	58 mm	10 mm	TX30	PC	6 PCS

Big Pro Pack

Item no	Diameter	Length	Diameter of head	Type of bits	Packaging	Contents
9105292	6 mm	50 mm	10 mm	TX30	EOU	1200 PCS



Always mount the screw as deep as possible in the light weight concrete. Avoid tightening the screw too hard.



Lightweight concrete

LIGHTWEIGHT SCREW INDU-PROG 8X120 ROUND HEAD TX30 CORRSEAL

AREA OF USE

ESSVE Lightweight concrete screw is used for anchoring in porous materials such as lightweight concrete, also known as Leca, Ytong, Siporex, Blue concrete, etc. The lightweight concrete screw can be used for installation of wooden studs and steel joists, sill installation, installing fittings securing insulation etc. For the installation insulation, for example, ESSVE Insulation holder's Washer Ø90 mm, item number 36122, can be used. The screw is classified in corrosivity category C4, which means it is suitable for both outdoor and indoor use.


DESCRIPTION

Lightweight concrete screw's thread is designed for porous materials such as lightweight concrete. The countersunk screw is equipped with cutting grooves to minimise the risk of over-tightening and facilitate countersinking in the wood.

INSTALLATION INSTRUCTIONS

The lightweight concrete screw is screwed directly into the lightweight concrete, i.e. no pre-drilling is required. A torque screwdriver is recommended for installation. Use low speed on the screwdriver to avoid over-tightening the screw. Over-tightening can mean that the thread is stripped, which greatly reduces the load capacity and a new installation should be carried out.

MOUNTING



1. The lightweight concrete screw is screwed directly into the lightweight concrete, i.e. no pre-drilling is required. For wood: try on a case by case basis whether the detail needs to be pre-drilled or not. Factors that affect any pre-drilling of the wooden detail are, e.g. whether installation takes place close to the edge of the wood, whether the detail is thin and brittle, whether the light concrete is of a low quality, etc. For steel: To install thin steel strip (<0.7 mm), you can use a lighter hammer to punch a hole in the steel strip and then screw in the screw.



2. Screw in Light concrete screw min. 60 mm. Ideally use a torque screwdriver and a low speed to avoid over-tightening. Over-tightening can mean that the thread is stripped, which greatly reduces the load capacity and a new installation will be necessary. The installation is finished.

Specification

Surface treatment	CorrSeal
Corrosion resistance class	C4
Application environment	Indoors



Standard Pro Pack

Item no	Diameter	Length	Diameter of head	Type of bits	Packaging	Contents
511278	8 mm	120 mm	10 mm	TX30	PC	8 PCS
105232	8 mm	120 mm	10 mm	TX30	204	50 PCS

Big Pro Pack

Item no	Diameter	Length	Diameter of head	Type of bits	Packaging	Contents
7105231	8 mm	120 mm	10 mm	TX30	E0U	800 PCS

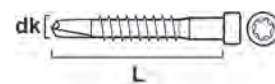
SELF DRILL SCREW INDU-PROG 7X45 TX30 EZP

AREA OF USE

ESSVE Indu-Prog Self-drilling screw is designed for the installation of Indu-Prog Frame sleeve against steel joists, max material thickness 5 mm.

DESCRIPTION

The screw head is equipped with TX drive/bits, TX30.



Steel

Specification

Surface treatment	Zinc plated
Corrosion resistance class	C1
Application environment	Indoors

C1

Standard Pro Pack

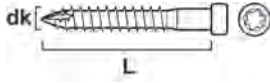
Item no	Diameter	Length	Diameter of head	Type of bits	Drill capacity min/ max	Packaging	Contents
105379	7 mm	45 mm	10 mm	TX30	/ 5	203	100 PCS

Small Pack

Item no	Diameter	Length	Diameter of head	Type of bits	Drill capacity min/ max	Packaging	Contents
511273	7 mm	45 mm	10 mm	TX30	/ 5	PC	8 PCS

Big Pro Pack

Item no	Diameter	Length	Diameter of head	Type of bits	Drill capacity min/ max	Packaging	Contents
9105379	7 mm	45 mm	10 mm	TX30	/ 5	EOU	2000 PCS



Wood

INDU-PROG WOOD SCREW LIGHT

AREA OF USE

Indu-Prog wood screw is designed for lighter window/door installation together with Indu-Prog frame sleeve. Item no 105290 is recommended for heavier and classified installation.

DESCRIPTION

The screw head is equipped with TX drive/bits, TX30.

Specification	
Surface treatment	Zinc plated
Corrosion resistance class	C1
Application environment	Indoors



Standard Pro Pack

Item no	Diameter	Length	Diameter of head	Type of bits	Packaging	Contents
105292	6 mm	50 mm	10 mm	TX30	203	100 PCS
105294	6 mm	65 mm	10 mm	TX30	203	100 PCS

Small Pack

Item no	Diameter	Length	Diameter of head	Type of bits	Packaging	Contents
511298	6 mm	50 mm	10 mm	TX30	PC	8 PCS
511299	6 mm	65 mm	10 mm	TX30	PC	8 PCS
513032	6 mm	65 mm	10 mm	TX30	111	8 PCS

Big Pro Pack

Item no	Diameter	Length	Diameter of head	Type of bits	Packaging	Contents
9105294	6 mm	65 mm	10 mm	TX30	EOU	1000 PCS

INDU-PROG CONCRETE SCREW TX DRIVE/BITS

AREA OF USE

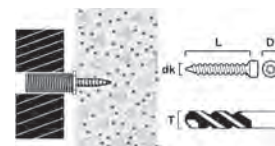
ESSVE Concrete screw designed for quick and easy fixing in concrete, brick, hollow block and hollow brick.

DESCRIPTION

Specially hardened screw that can be screwed directly into a drilled hole without a plug. It is fully threaded with a "hi-low" thread which facilitates installation. The screw is produced in hardened carbon steel with bright zinc plated or CorrSeal surface treatment. Generally, the loading capacity is improved by increasing the fixing depth. For fixing in materials other than concrete a pull-out test should be made according to the evaluation method approved by Boverket, [The Swedish National Board of Housing, Building and Planning] to produce an applicable practical load bearing capacity. The concrete screw is also tested and approved for pulsating loads.

INSTALLATION INSTRUCTIONS

An impact screwdriver is recommended for installation. NOTE! The concrete screw does not require a pre-tensioning torque to ensure fixing. The torque applied must not be greater than required to hold what is fixed in place. Tightening torques specified in the table must not be exceeded.



Concrete



Brick



Hollow brick

Specification

Surface treatment	Zinc plated
Corrosion resistance class	C1
Application environment	Indoors

C1

Standard Pro Pack

Item no	Diameter	Length	Diameter of head	Drill bit diameter	Type of bits	Packaging	Contents
105267	7,5 mm	65 mm	10 mm	6 mm	TX30	204	100 PCS
105287	7,5 mm	92 mm	10 mm	6 mm	TX30	204	50 PCS
511297	7,5 mm	132 mm	10 mm	6 mm	TX30	PC	8 PCS
105288	7,5 mm	132 mm	10 mm	6 mm	TX30	204	50 PCS

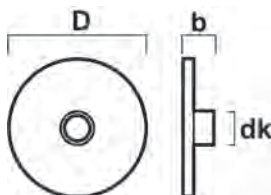
Small Pack

Item no	Diameter	Length	Diameter of head	Drill bit diameter	Type of bits	Packaging	Contents
511280	7,5 mm	65 mm	10 mm	6 mm	TX30	PC	6 PCS
511296	7,5 mm	92 mm	10 mm	6 mm	TX30	PC	8 PCS

Big Pro Pack

Item no	Diameter	Length	Diameter of head	Drill bit diameter	Type of bits	Packaging	Contents
9105267	7,5 mm	65 mm	10 mm	6 mm	TX30	EOU	1000 PCS
7105287	7,5 mm	92 mm	10 mm	6 mm	TX30	EOU	1100 PCS
7105288	7,5 mm	132 mm	10 mm	6 mm	TX30	EOU	900 PCS

ACCESORIES INDU-PROG



PRESSURE WASHER INDU-PROG

AREA OF USE

ESSVE Indu-Prog Pressure distribution washer is designed for use when fixing in porous wall materials such as lightweight concrete/haydite and wood.

DESCRIPTION

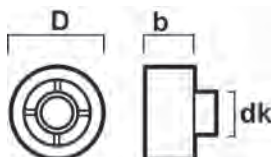

Indu-Prog Pressure distribution washer is fitted on the Indu-Prog Frame sleeve. The pressure distribution washer contributes to a more stable installation and minimizes the risk of Indu-Prog Frame sleeve entering the porous material when tightening the Indu-Prog Lightweight concrete screw. The pressure distribution washer can also be used in combination with Indu-Prog Spacer sleeve. Manufactured of nylon.

Standard Pro Pack

Item no	Description	Packaging	Contents
111123	INDU-PROG WASHER	203	40 PCS

Small Pack

Item no	Description	Diameter of head	Packaging	Contents
511276	INDU-PROG WASHER	44 mm	PC	8 PCS



SPACE WASHER INDU-PROG

AREA OF USE

ESSVE Indu-Prog Spacer washer is designed for fixing frames when there are large joint widths.

DESCRIPTION

Indu-Prog Spacer washer is fitted on the Indu-Prog Frame sleeve. The spacer sleeve can be combined with both the Indu-Prog Pressure distribution washer or with multiple spacer sleeves if necessary. Manufactured of nylon.

Standard Pro Pack

Item no	Description	Packaging	Contents
111120	PLASTIC DIST WASHER GREEN	202	50 PCS

Small Pack

Item no	Description	Diameter of head	Packaging	Contents
511275	INDU-PROG PLASTIC DIST WASHER	10 mm	PC	8 PCS

MOUNTING PLATE INDU-PROG WITH SCREW 150X35

AREA OF USE

The installation bracket is used to install window frames with Indu-Prog Frame sleeve, when the frame is moved outside of the structure or another fixing point in the frame is required.

DESCRIPTION

Manufactured of 3.0 mm galvanized steel and fitted with screw M6x20 mm for fixing of Indu-Prog Frame sleeve. The hole pattern in the installation bracket permits different fixing variations.

INSTALLATION INSTRUCTIONS

The installation bracket is assembled with the frame sleeve, using the supplied screw, before the frame is lifted into place. The frame is then fitted in the structure with the help of a suitable fixing.



Specification

Corrosion resistance class	C2
----------------------------	----



Standard Pro Pack

Item no	Description	Length	Type of bits	Width	Packaging	Contents
111121	INDU-PROG MOUNT. PLATE 150X35	150 mm	TX30	35 mm	204	20 PCS

Small Pack

Item no	Description	Length	Type of bits	Width	Packaging	Contents
511274	INDU-PROG MOUNT. PLATE 150X35	150 mm	TX30	35 mm	PC	4 PCS


FRAME CONNECTOR SLEEVE 60MM

AREA OF USE

ESSVE Programa Frame sleeve 60 mm is designed for series connection of window and door frames in wood, steel and aluminium.

DESCRIPTION

ESSVE Programa Frame sleeve 60 mm has an M16 thread adapted for the predrilled 14 mm holes in the frame. One end of the sleeve is fitted with a 10 mm hex key slot. Installation is best done with ESSVE Combined installation and adjusting key KMN, ESSVE Universal key UN-T or a standard hex key.



Specification

Surface treatment	Zinc plated
Corrosion resistance class	C1



Standard Pro Pack

Item no	Description	Drill bit diameter	Type of bits	Packaging	Contents
511290	FRAME CONNECTOR SLEEVE 60MM	14 mm	HEX BITS 10	PC	2 PCS
111018	FRAME CONNECTOR SLEEVE 60MM	14 mm	HEX BITS 10	202	20 PCS



MOUNTING TOOL KARMFIX INDU-PROG

AREA OF USE

ESSVE Indu-Prog KarmFix is designed to make installation of windows and doors in walls/structures of wood with Indu-Prog Frame sleeves easier, quicker and safer.

DESCRIPTION

Through using the Indu-Prog Frame sleeves, which are fitted in the frame, Indu-Prog KarmFix ensures that the window/door is in the right position and aligns the Indu-Prog Wood screws or Indu-Prog Concrete screws, which also work in wood.

INSTALLATION INSTRUCTIONS

See installation instructions at the end of this section.

Standard Pro Pack

Item no	Description	Packaging	Contents
111050	KARMFIX - INDU-PROG	PC	4 PCS



UNIVERSAL MOUNTING TOOL INDU-PROG

AREA OF USE

Specially designed for installation/adjusting tool for Indu-Prog sleeves with HEX10. One end for installation/adjustment of sleeves and TX30 at the other end for installation of all associated screws.

Standard Pro Pack

Item no	Description	Packaging	Contents
111208	INDU-PROG UNIVERSAL MOUNT TOOL	PCE	1 PCS

LEVEL SCREW

LEVEL SCREW 7,0X65 FOR FRAME MOUNTING TX30/HEX20 EZP

AREA OF USE

The ESSVE Level screw is designed for use as an adjustable support for window frames. Adjustment is between 7-35 mm height. Each bolt can be loaded with a maximum of 110 kg.

DESCRIPTION

The screw is produced in hardened carbon steel with bright zinc plated surface treatment for indoor environments. It is equipped with 1 fibre cut at the point, a long threaded section that provides good bearing strength, while the large head prevents the screw from being pressed into the underside of the frame. The screw head consists of a round, concave washer on top with a TX30 bit drive for installation, and a 20 mm hex washer for adjustment. Adjuster tool (item no. 105254) is used for adjustment.

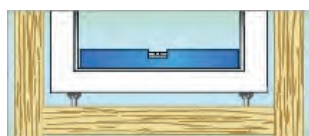
INSTALLATION INSTRUCTIONS

Normally, two level screws are used (double windows with a mullion must also have a screw under the mullion). The screws need to be placed as close to the outer edges of the frame as possible. The screws are screwed down to the required depth. The level screws are then levelled using a spirit level and adjusted horizontally with the adjuster tool (item no.105254). The air gap under the frame should be about 15 mm. The screw is screwed into wood without pre-drilling. In concrete drill with 6 mm holes. In brick drill with 5 mm holes. The lightweight drill with 10mm holes and then complemented the level screw with plug. (Item no. 50020).

MOUNTING



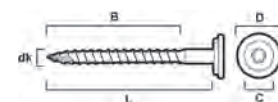
1. Install the screws under the frame's mullions, roughly adjust the screws so they are level.



2. Position the frame.



3. Fine adjust using the adjuster tool so the frame is completely level. The gap under the frame should be about 15 mm.



Concrete



Brick



Wood

Specification

Corrosion resistance class C1

C1

Standard Pro Pack

Item no	Length	Diameter	Diameter of head	Type of bits	Packaging	Contents
111305	65 mm	7 mm	24 mm	TX30	202	20 PCS

Small Pack

Item no	Length	Diameter	Diameter of head	Type of bits	Packaging	Contents
511287	65 mm	7 mm	24 mm	TX30	PC	2 PCS

Big Pro Pack

Item no	Length	Diameter	Diameter of head	Type of bits	Packaging	Contents
9111306	65 mm	7 mm	24 mm	TX30	PC	125 PCS

ACCESSORIES



ADJUSTMENT TOOL HEX 20

AREA OF USE

ESSVE Adjustment tool HEX 20 is designed for adjustment of the ESSVE Level screw. It can also be used for fine-adjustment of ESSVE frame sleeve's screw length between the frame and wall structure.

Standard Pro Pack			
Item no	Description	Packaging	Contents
105254	ADJUSTING TOOL LEVEL SCREW	PCE	1 PCS

COVER CAP

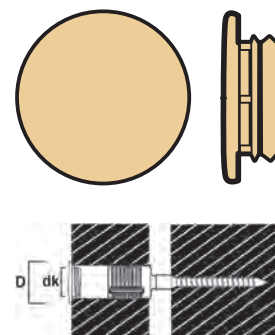
PLASTIC COVER

AREA OF USE

The ESSVE Plastic cover is designed to cover frame screw holes.

DESCRIPTION

Made of plastic or wood. Available in different sizes and colours to match the NCS S colour system.



Standard Pro Pack

Item no	Description	Diameter	Diameter of head	Drill bit diameter	Color	Color code NCS-S	Packaging	Contents
111053	PLASTIC CAP 14/19 WHITE	14 mm	19 mm	14 mm	White	0500-N	203	200 PCS
111057	PLASTIC CAP 14/19 DARK BROWN	14 mm	19 mm	14 mm	Dark brown	8010-Y70R	203	200 PCS
111059	PLASTIC CAP 14/19 BLACK	14 mm	19 mm	14 mm	Black	9000	203	200 PCS
111061	PLASTIC CAP 14/19 BEIGE	14 mm	19 mm	14 mm	Beige	3020-Y30R	203	200 PCS
111062	PLASTIC CAP 14/19 GREY	14 mm	19 mm	14 mm	Gray	2000-N	203	200 PCS
111063	PLASTIC CAP 14/19 CLEAR	14 mm	19 mm	14 mm	Transparent		203	200 PCS
111064	PLASTIC CAP 14/22 WHITE	14 mm	22 mm	14 mm	White	0500-N	203	200 PCS
111067	PLASTIC CAP 16/19 WHITE	16 mm	19 mm	16 mm	White	0500-N	203	200 PCS
111068	PLASTIC CAP 16/19 BROWN	16 mm	19 mm	16 mm	Dark brown	8010-Y70R	203	200 PCS
111082	PLASTIC CAP 16/19 BEIGE	16 mm	19 mm	14 mm	Beige	3020-Y30R	PC	200 PCS
511211	PLASTIC CAP 14/19 WHITE	14 mm	19 mm	14 mm	White	0500-N	PC	20 PCS
511212	PLASTIC CAP 14/19 BROWN	14 mm	19 mm	14 mm	Dark brown	8010-Y70R	PC	20 PCS
511216	PLASTIC CAP 14/19 BEIGE	14 mm	19 mm	14 mm	Beige	3020-Y30R	PC	20 PCS
511217	WOOD CAP 14/19 PINWOOD	14 mm	19 mm	14 mm	Pinewood	Pine	PC	12 PCS
111077	PLASTIC CAP 14/19 GREY	14 mm	19 mm	14 mm	Gray	2000-N	PC	20000 PCS

Small Pack

Item no	Description	Diameter	Diameter of head	Drill bit diameter	Color	Color code NCS-S	Packaging	Contents
511215	WOOD CAP 15/18 OAK	15 mm	18 mm	15 mm	Oak	Oak	PC	12 PCS
511219	PLASTIC CAP 16/19 WHITE	16 mm	19 mm	16 mm	White	0500-N	PC	20 PCS

DRILL

CENTRUMDRILL SS5 FOR DLT5

AREA OF USE

The ESSVE Programa Centre drill is used for pre-drilling frame and wall structures of wood and metal. Suitable for Programa Frame screw drill, DLT-14/5.



Standard Pro Pack

Item no	Description	Packaging	Contents
111029	SS5 CENTRE BIT	PCE	1 PCS

PUMPBAG



PUMPBAG

AREA OF USE


ESSVE PUMPBAG is an inflatable bag in durable armed polymer. The intended use is mainly for installation of windows and doors. When installing a window or a door, the frame is placed in the opening and the 4 bags are placed between the frame and the wall. By pumping the bag, the frame gets fixed in position. The frame can after fixation be adjusted by pumping extra air into one bag, or by releasing air with the valve.

DESCRIPTION

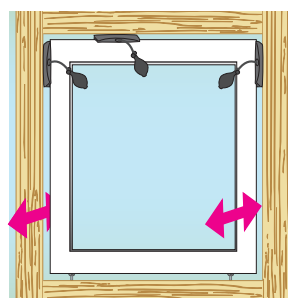
ESSVE PUMPBAG is a powerful construction and allows a pressure load of 135 kg and press between 2 and 50 mm.

- Size: W160mm x L150mm

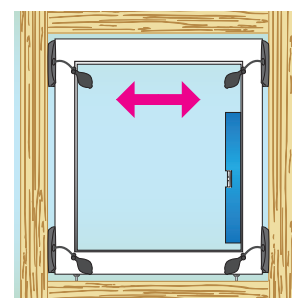
MOUNTING



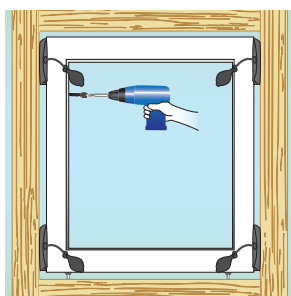
1. Place the door or the window frame in the opening. The frame must stand on a firm, horizontal surface, use e.g. ESSVE Level screw. Place a PUMPBAG on the upper side of the frame to keep the frame in place.



2. Adjust the frame to the correct position. Now place a PUMPBAG on each side of the frame, at the top.



3. Remove the PUMPBAG from the top edge and place it together with a second PUMPBAG on each side of the frame, on the lower edge. Now adjust the frame vertically by adjusting the pressure in PUMPBAG, check with a spirit level.



4. Fit the frame with a suitable frame attachment, e.g. Programa frame screw or Indu-Prog frame sleeve.

Standard Pro Pack

Item no	Description	Length	Width	Packaging	Contents
111211	INSTALLATION TOOL PUMPBAG	150 mm	160 mm	PC	4 PCS

DRYWALL FIXINGS

DRYWALL AND BOARD ANCHORS	165
ACCESSORIES	184

SYMBOLS

INDOOR

C1

Electro zinc plated, fosfated
corrosivity C1

C2

Hot dip galvanized
corrosivity C2

OUTDOOR

C3

Hot dip galvanized
corrosivity C3

C4

Anti-corrosion treated
corrosivity C4

STAINLESS

A2

Stainless steel A2

A4

Stainless steel, acid proof A4



Indoors/Outdoors, Indoors,
Outdoors



Paintable, Not paintable

MATERIALS



Wood



Drywall



Board



Lightweight concrete



Concrete



Hollow brick




Brick



Natural stone



Hollow core element



Steel



Stainless steel



Aluminium

ARROW ANCHOR

ARROW ANCHOR DRYWALL ANCHOR 3,5MM

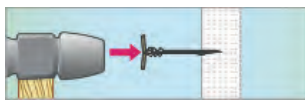
AREA OF USE

ESSVE Arrow Anchor is an anchor for easier installation in drywalls, including soft board or lightweight concrete. Suitable for installation in both single and double drywall.


DESCRIPTION

The anchor is knocked into the drywall with the use of a hammer. A screw is then screwed in, which will force the anchor to expand, while securing the object to be installed. A suitable screw for this installation is for example a drywall screw with a diameter of 3.5-3.9 mm. The length of the screw is determined by the detail to be installed.

MOUNTING



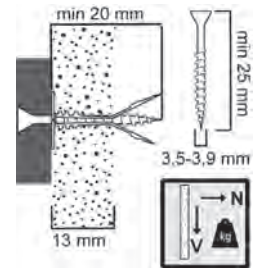
1. Knock the anchor into the drywall.



2. Screw a drywall screw, \varnothing 3.5 to 3.9 mm.



3. The anchor expands at the back and secures the object to be installed.



Plaster board

Specification

Corrosion resistance class	C1
Application environment	Indoors

C1

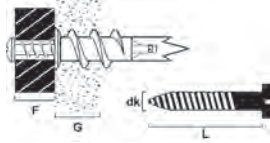
Standard Pro Pack

Item no	Grip range min	Suitable screw	Packaging	Contents
645038	13-26 mm	3,5 - 3,9	202	100 PCS

Small Pack

Item no	Grip range min	Suitable screw	Packaging	Contents
511644	13-26 mm	3,5 - 3,9	PC	8 PCS
512227	13-26 mm	3,5 - 3,9	111	20 PCS

DRIVA



DRIVA

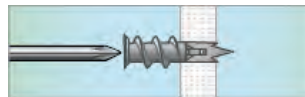
AREA OF USE

ESSVE Driva is designed for quick and secure fixing in drywall as well as plaster and polyurethane wall elements.

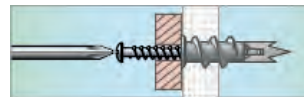
DESCRIPTION

Driva is made of zinc and the screw is bright zinc plated. There are two models, TP12 for a detail thickness up to max 12 mm where the screw has a pan head. Or TF27 for a detail thickness up to max 27 mm where the screw has a countersunk head.

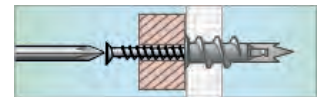
MOUNTING



1. Screw the self-drilling fixing directly into the wall. Use a crosshead bits, PZ 2 (Pozidriv) on both the fixing and screw.



2. Now screw on the detail to be secured using appropriate screws. In this example, TP12 with a pan head, which can support an detail thickness up to 12 mm.



3. Same operation with TF27 with a countersunk head, which can support an detail thickness up to 27 mm.

Specification

Corrosion resistance class	C1
Application environment	Indoors



Standard Pro Pack

Item no	Diameter	Length	Grip range min	Fixture thickness	Type of bits	Packaging	Contents
645035	4,5 mm	35 mm	13-26 mm	12 mm	PZ2	204	100 PCS
645050	4,5 mm	50 mm	13-26 mm	27 mm	PZ2	204	100 PCS

Small Pack

Item no	Diameter	Length	Grip range min	Fixture thickness	Type of bits	Packaging	Contents
511641	4,5 mm	35 mm	13-26 mm	12 mm	PZ2	PC	4 PCS
513641	4,5 mm	35 mm	13-26 mm	12 mm	PZ2	PC	20 PCS
511643	4,5 mm	50 mm	13-26 mm	27 mm	PZ2	PC	4 PCS
512225	4,5 mm	50 mm	13-26 mm	27 mm	PZ2	102	20 PCS
512223	4,5 mm	35 mm	13-26 mm	12 mm	PZ2	102	25 PCS

Big Pro Pack

Item no	Diameter	Length	Grip range min	Fixture thickness	Type of bits	Packaging	Contents
9645050	4,5 mm	50 mm	13-26 mm	27 mm	PZ2	E0U	1300 PCS
9645035	4,5 mm	35 mm	13-26 mm	12 mm	PZ2	E0U	1500 PCS

HOLLOW WALL PLUG

BOARD PLUG DOUBLE DRY WALL 26-28

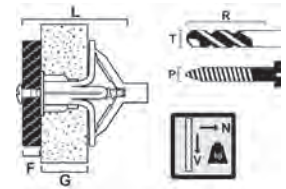
AREA OF USE

ESSVE Board plug is designed for quick and easy installation in all types of board materials.

DESCRIPTION

The board plug is available in two models: for single, 9-13 mm, and double, 26-28 mm, board materials. The groove in the Board plug is suitable for screw dimensions 4.5-6.0 mm. It is manufactured of undyed polyamide (nylon) and is therefore age resistant and withstands temperatures from -30° C to +100° C without failing or deforming.

MOUNTING



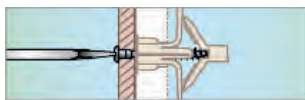
1. Drill hole \varnothing 10 mm.



2. Push together the board plug.



3. Push in the plug.



4. Mount the object. Tighten the screw so it is flush against the surface. Now tighten the screw one additional turn, no more.

Standard Pro Pack						
Item no	Grip range min	Fixture thickness	Drill bit diameter	Suitable screw	Packaging	Contents
50216	26-28 mm	L-60 mm	10 mm	4,5 - 6,0	204	50 PCS
Small Pack						
Item no	Grip range min	Fixture thickness	Drill bit diameter	Suitable screw	Packaging	Contents
511404	26-28 mm	L-60 mm	10 mm	4,5 - 6,0	PC	6 PCS
Big Pro Pack						
Item no	Grip range min	Fixture thickness	Drill bit diameter	Suitable screw	Packaging	Contents
950216	26-28 mm	L-60 mm	10 mm	4,5 - 6,0	PC	2000 PCS



BOARD PLUG SINGLE DRY WALL 9-13

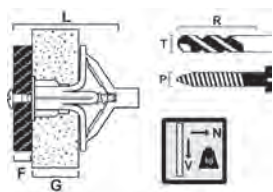
AREA OF USE

ESSVE SAM Board plug is designed for quick and easy installation in all types of board materials.

DESCRIPTION

The board plug is available in two models: for single, 9-13 mm, and double, 26-28 mm, board materials. The groove in the Board plug is suitable for screw dimensions 4.5-6.0 mm. It is manufactured of undyed polyamide (nylon) and is therefore age resistant and withstands temperatures from -30° C to +100° C without failing or deforming.

MOUNTING



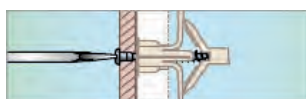
1. Drill hole \varnothing 10 mm.



2. Push together the board plug.



3. Push in the plug.



4. Mount the object. Tighten the screw so it is flush against the surface. Now tighten the screw one additional turn, no more.

Standard Pro Pack

Item no	Grip range min	Fixture thickness	Drill bit diameter	Suitable screw	Packaging	Contents
50215	9-13 mm	L-45 mm	10 mm	4,5 - 6,0	203	50 PCS

Small Pack

Item no	Grip range min	Fixture thickness	Drill bit diameter	Suitable screw	Packaging	Contents
511402	9-13 mm	L-45 mm	10 mm	4,5 - 6,0	PC	6 PCS
513190	9-13 mm	L-45 mm	10 mm	4,5 - 6,0	PC	20 PCS

Big Pro Pack

Item no	Grip range min	Fixture thickness	Drill bit diameter	Suitable screw	Packaging	Contents
950215	9-13 mm	L-45 mm	10 mm	4,5 - 6,0	PC	3500 PCS

PRACTICAL LOAD CAPACITY

The following load values apply to screw dimensions 5 mm

Designation Dim mm	Tensile load kg (N)	Shear load kg (V)
Board plug single, drywall 13 mm	20	35
Board plug double, drywall 2x13 mm	30	45
Board plug single, chipboard 12 mm	30	45

Safety factor: tensile and shear loads are = 3.0

DUOMAX

DUO-MAX

AREA OF USE

ESSVE Duo-Max is designed for installation in all types of board materials.

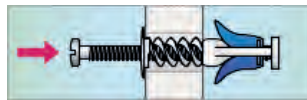
DESCRIPTION

The screws for Duo-Max are zinc plated with the exception of the brass screw, TSP 10/75M, which is nickel plated. The brass screw features a countersunk, pan head and is supplied with a nylon flat washer. Other screws have cylindrical heads. For max. object thickness in different applications, see the instruction.

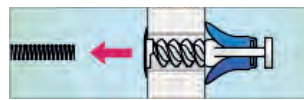
MOUNTING



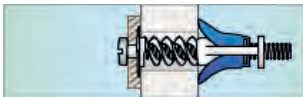
1. Drill the hole. Be careful not to damage the drywall on the back and around the exit hole. The drill diameter is selected according to Technical data.



2. Press in the Duo-Max through the board with the help of the screw.



3. Tighten the screw carefully and check that the wings have gripped at the rear. Unscrew the screw.



4. Fit the object. The installation is finished.

Specification

Corrosion resistance class	C1
Application environment	Indoors

C1

Standard Pro Pack

Item no	Description	Length	Grip range min	Diameter of head	Fixture thickness	Type of bits	Packaging	Contents
1240001	BOARD ANCHOR DUO-MAX 6X50	50 mm	13/26 mm	6 mm	18/5 mm	PZ2	PC	25 PCS
1244003	BOARD ANCHOR DUO-MAX 10X50	50 mm	13 mm	10 mm	12 mm	PZ2	PC	25 PCS
1248004	BOARD ANCHOR DUO-MAX 10X65	65 mm	13/26 mm	10 mm	25/12 mm	PZ2	PC	25 PCS
1249002	BOARD ANCHOR DUO-MAX 10X75	75 mm	13/26 mm	10 mm	37/24 mm	PZ2	PC	25 PCS
1250000	BOARD ANCHOR DUO-MAX 10X75	75 mm	13/26 mm	10 mm	35/22 mm	PZ2	PC	25 PCS

Small Pack

Item no	Description	Length	Grip range min	Diameter of head	Fixture thickness	Type of bits	Packaging	Contents
511640	BOARD ANCHOR DUO-MAX 10X50	50 mm	13/26 mm	10 mm	18/5 mm	PZ2	PC	2 PCS
511642	BOARD ANCHOR DUO-MAX 10X75	75 mm	13/26 mm	10 mm	37/24 mm	PZ2	PC	2 PCS
511645	BOARD ANCHOR DUO-MAX HOOK10X75	93 mm	13/26 mm				PC	2 PCS

Big Pro Pack

Item no	Description	Length	Grip range min	Diameter of head	Fixture thickness	Type of bits	Packaging	Contents
1244706	BOARD ANCHOR DUO-MAX 10X50	50 mm	13 mm	10 mm	12 mm	PZ2	PC	2500 PCS
1249507	BOARD ANCHOR DUO-MAX 10X75	75 mm	13/26 mm	10 mm	37/24 mm	PZ2	PC	1500 PCS
1253509	BOARD ANCHOR DUO-MAX HOOK10X75	93 mm	13/26 mm				PC	1000 PCS

Designation	Single drywall kg Tensile load (N)/Shear load (V)	Double drywall kg Tensile load (N)/Shear load (V)
TSP 6 drywall single	13/18	18/25
TSP 10	14/36	36/40

Safety factor: 3.0

STÅLPLATTI

PRACTICAL LOAD CAPACITY

Designation mm	Drywall thickness mm	Tension load (N) kg	Shear load (V) kg
TPP 10×M4S	13	20	35
TPP 10×M4S	2×13	30	55
TPP 10×M4K	13	20	35
TPP 10×M4K	2×13	30	55
TPP 13×M5S	13	25	45
TPP 13×M5S	2×13	45	65

Safety factor: 3.0

DUCKFOOT

DRYWALL ANCHOR DUCK FOOT, SINGLE AND DOUBLE DRYWALL


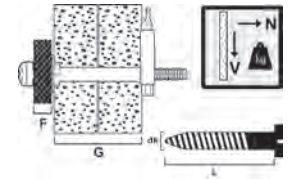
AREA OF USE

ESSVE Duck Foot is a new patented drywall fixing that easily and quickly provides a strong and secure mounting in both single and double drywall. Ideal areas of application are Modular shelf rails, brackets, wall units, TV mounts, lamps, etc.


DESCRIPTION

Duck Foot works in both single and double drywall. The integrated drill ensures that the hole is the right dimensions. The supplied screw is 5 mm and permits an object thickness up to max. 25 mm. Installation is carried out using a screwdriver and PH2 standard bits.

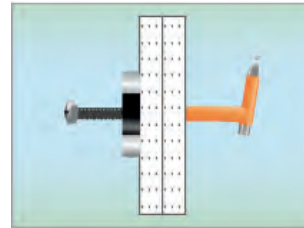
MOUNTING



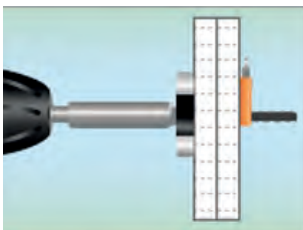
1. Connect Duck Foot bits shaped head to your bit holder. Drill the anchor directly into the wall. Drilling is finished when the plastic leg touches the wall.



2. Bend down the plastic leg and push Duck Foot into the drilled hole.



3. Press the screw through the object to be fixed and then into the plastic leg Duck Foot.



4. Tighten the screw until it stops. Behind the wall, the screw collects the anchor part while the plastic tube expands into the drilled hole. Installation is finished.

Specification

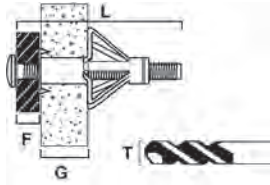
Corrosion resistance class	C1
Application environment	Indoors

C1

Standard Pro Pack

Item no	Metric thread	Length	Grip range min	Diameter of head	Fixture thickness	Type of bits	Packaging	Contents
511286	M5	70 mm	13-26 mm	10 mm	25 mm	PH2	PC	4 PCS
191140	M5	70 mm	13-26 mm	10 mm	25 mm	PH2	204	35 PCS

SAM HOLLOW WALL ANCHOR



Plaster board

HOLLOW WALL ANCHOR SAM 4 MINI

AREA OF USE

ESSVE SAM Drywall anchor is designed for installation in all types of board materials such as: plasterboard, chipboard and fibreboard as well as plastic, metal and laminate sheets.

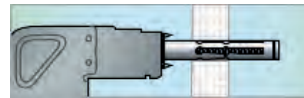
DESCRIPTION

SAM Drywall anchor is a steel fixing element with a bottom sleeve with internal threads for the screw. For installation of SAM Drywall anchor the installation tool SAMMY or the pliers SAM must be used, see Installation accessories. The drywall anchor is then pulled together and expands in the middle, at which the four legs are bent backwards. The bearing capacity is high as the legs give a large pressure distributing surface. The installation tool ensures that the correct expansion is obtained. SAM drywall anchor gives a permanent, threaded anchor point. It is designed so that it is secured firmly, even if the screw is removed. Available with metric threaded screw in dim 4, 5 and 6 mm, and equipped with Philips crosshead Ph2.


MOUNTING



1. Drill the holes. Be careful not to damage the drywall on the back and around the exit hole. Drill \varnothing must be chosen according to the technical data.



2. Push SAM drywall anchor through the hole.



3. Expand using the installation tool Sammy or pliers SAM. When there is resistance and the fixing feels stable the metal expander has reached the correct expansion. NOTE! If the screw needs to be screwed in for further expansion, it is important not to over expand the expansion part.



4. Unscrew the screw and secure the detail. The installation is finished. NOTE! If an impact wrench is used, it is important not to over-tighten the screw as this can affect the expansion part.

Specification

Surface treatment	Zinc plated
Corrosion resistance class	C1
Application environment	Indoors

C1

Standard Pro Pack

Item no	Metric thread	Length	Grip range min	Fixture thickness	Drill bit diameter	Type of bits	Packaging	Contents
191101	M4	25 mm	2-5 mm	10 mm	8 mm	PH2	202	100 PCS

Small Pack

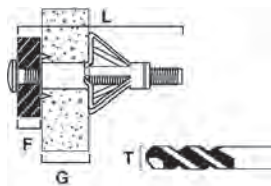
Item no	Metric thread	Length	Grip range min	Fixture thickness	Drill bit diameter	Type of bits	Packaging	Contents
511600	M4	25 mm	2-5 mm	10 mm	8 mm	PH2	PC	4 PCS

Big Pro Pack

Item no	Metric thread	Length	Grip range min	Fixture thickness	Drill bit diameter	Type of bits	Packaging	Contents
9191101	M4	25 mm	2-5 mm	10 mm	8 mm	PH2	PC	4000 PCS

Accessories

Item no	Description	Contents
513414	MOUNTING TOOL SAM	1 PCS
190207	MOUNTING TOOL SAM ANGLED	1 PCS
190208	MOUNTING TOOL SAM	1 PCS



Plaster board

SAM DRYWALL ANCHOR, SINGLE

AREA OF USE

ESSVE SAM Drywall anchor is designed for installation in all types of board materials such as: plasterboard, chipboard and fibreboard as well as plastic, metal and laminate sheets.

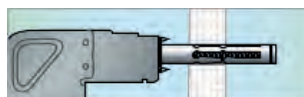
DESCRIPTION

SAM Drywall anchor is a steel fixing element with a bottom sleeve with internal threads for the screw. For installation of SAM Drywall anchor the installation tool SAMMY or the pliers SAM must be used, see Installation accessories. The drywall anchor is then pulled together and expands in the middle, at which the four legs are bent backwards. The bearing capacity is high as the legs give a large pressure distributing surface. The installation tool ensures that the correct expansion is obtained. SAM drywall anchor gives a permanent, threaded anchor point. It is designed so that it is secured firmly, even if the screw is removed. Available with metric threaded screw in dim 4, 5 and 6 mm, and equipped with Philips crosshead Ph2.

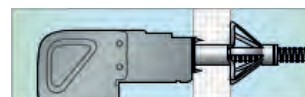
MOUNTING



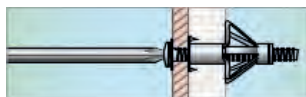
1. Drill the holes. Be careful not to damage the drywall on the back and around the exit hole. Drill Ø must be chosen according to the technical data.



2. Push SAM drywall anchor through the hole.



3. Expand using the installation tool Sammy or pliers SAM. When there is resistance and the fixing feels stable the metal expander has reached the correct expansion. NOTE! If the screw needs to be screwed in for further expansion, it is important not to over expand the expansion part.



4. Unscrew the screw and secure the detail. The installation is finished. NOTE! If an impact wrench is used, it is important not to over-tighten the screw as this can affect the expansion part.

Specification

Surface treatment	Zinc plated
Corrosion resistance class	C1
Application environment	Indoors

C1

Standard Pro Pack

Item no	Metric thread	Length	Grip range min	Fixture thickness	Drill bit diameter	Type of bits	Packaging	Contents
191103	M4	45 mm	8-16 mm	14 mm	8 mm	PH2	203	100 PCS
191112	M5	58 mm	8-16 mm	20 mm	11 mm	PH2	304	100 PCS
191119	M6	58 mm	8-16 mm	20 mm	13 mm	PH2	204	50 PCS

Small Pack

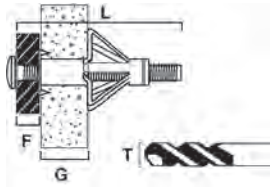
Item no	Metric thread	Length	Grip range min	Fixture thickness	Drill bit diameter	Type of bits	Packaging	Contents
511702	M4	45 mm	8-16 mm	14 mm	8 mm	PH2	102	25 PCS
511601	M4	45 mm	8-16 mm	14 mm	8 mm	PH2	PC	4 PCS
513402	M4	45 mm	8-16 mm	14 mm	8 mm	PH2	PC	25 PCS
511605	M5	58 mm	8-16 mm	20 mm	11 mm	PH2	PC	4 PCS
511706	M5	58 mm	8-16 mm	20 mm	11 mm	PH2	113	15 PCS
10002437	M6	58 mm	8-16 mm	20 mm	13 mm	PH2	113	12 PCS
511609	M6	58 mm	8-16 mm	20 mm	13 mm	PH2	PC	2 PCS
513416	M6	58 mm	8-16 mm	20 mm	13 mm	PH2	PC	10 PCS

Big Pro Pack

Item no	Metric thread	Length	Grip range min	Fixture thickness	Drill bit diameter	Type of bits	Packaging	Contents
9191103	M4	45 mm	8-16 mm	14 mm	8 mm	PH2	PC	2200 PCS
9191112	M5	58 mm	8-16 mm	20 mm	11 mm	PH2	PC	1000 PCS
9191119	M6	58 mm	8-16 mm	20 mm	13 mm	PH2	PC	800 PCS

Accessories

Item no	Description	Contents
513414	MOUNTING TOOL SAM	1 PCS
190207	MOUNTING TOOL SAM ANGLED	1 PCS
190208	MOUNTING TOOL SAM	1 PCS
511646	SCREW M4X80 EZP	5 PCS
511647	SCREW M5X100 EZP	5 PCS
511648	SCREW M6X100 EZP	5 PCS
511625	HOOK WITH METRIC THREAD SAM M6X60 MM	2 PCS
511623	ANGLE HOOK SAM M5X86	2 PCS
511626	ANGLE HOOK SAM M6X86	2 PCS
511622	HOOK WITH METRIC THREAD SAM M5X50 MM	2 PCS



Plaster board

SAM DRYWALL ANCHOR, DOUBLE

AREA OF USE

ESSVE SAM Drywall anchor is designed for installation in all types of board materials such as: plasterboard, chipboard and fibreboard as well as plastic, metal and laminate sheets.

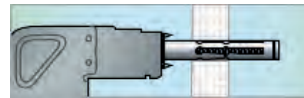
DESCRIPTION

SAM Drywall anchor is a steel fixing element with a bottom sleeve with internal threads for the screw. For installation of SAM Drywall anchor the installation tool SAMMY or the pliers SAM must be used, see Installation accessories. The drywall anchor is then pulled together and expands in the middle, at which the four legs are bent backwards. The bearing capacity is high as the legs give a large pressure distributing surface. The installation tool ensures that the correct expansion is obtained. SAM drywall anchor gives a permanent, threaded anchor point. It is designed so that it is secured firmly, even if the screw is removed. Available with metric threaded screw in dim 4, 5 and 6 mm, and equipped with Philips crosshead Ph2.


MOUNTING




1. Drill the holes. Be careful not to damage the drywall on the back and around the exit hole. Drill \varnothing must be chosen according to the technical data.



2. Push SAM drywall anchor through the hole.



3. Expand using the installation tool Sammy or pliers SAM. When there is resistance and the fixing feels stable the metal expander has reached the correct expansion. NOTE! If the screw needs to be screwed in for further expansion, it is important not to over expand the expansion part.



4. Unscrew the screw and secure the detail. The installation is finished. NOTE! If an impact wrench is used, it is important not to over-tighten the screw as this can affect the expansion part.

Specification

Surface treatment	Zinc plated
Corrosion resistance class	C1
Application environment	Indoors

C1

Standard Pro Pack

Item no	Metric thread	Length	Grip range min	Fixture thickness	Drill bit diameter	Type of bits	Packaging	Contents
191105	M4	60 mm	19-27 mm	18 mm	8 mm	PH2	204	100 PCS
191113	M5	71 mm	22-30 mm	21 mm	11 mm	PH2	204	50 PCS
191121	M6	71 mm	22-30 mm	21 mm	13 mm	PH2	204	50 PCS

Small Pack

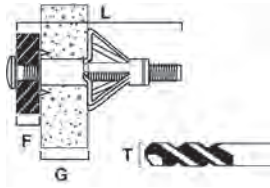
Item no	Metric thread	Length	Grip range min	Fixture thickness	Drill bit diameter	Type of bits	Packaging	Contents
511603	M4	60 mm	19-27 mm	18 mm	8 mm	PH2	PC	4 PCS
513404	M4	60 mm	19-27 mm	18 mm	8 mm	PH2	PC	20 PCS
511607	M5	71 mm	22-30 mm	21 mm	11 mm	PH2	PC	2 PCS
511611	M6	71 mm	22-30 mm	21 mm	13 mm	PH2	PC	2 PCS
511713	M6	71 mm	22-30 mm	21 mm	13 mm	PH2	113	10 PCS
511704	M4	60 mm	19-27 mm	18 mm	8 mm	PH2	113	25 PCS
511708	M5	71 mm	22-30 mm	21 mm	11 mm	PH2	113	15 PCS

Big Pro Pack

Item no	Metric thread	Length	Grip range min	Fixture thickness	Drill bit diameter	Type of bits	Packaging	Contents
9191105	M4	60 mm	19-27 mm	18 mm	8 mm	PH2	PC	1400 PCS
9191113	M5	71 mm	22-30 mm	21 mm	11 mm	PH2	PC	800 PCS
9191121	M6	71 mm	22-30 mm	21 mm	13 mm	PH2	PC	600 PCS

Accessories

Item no	Description	Contents
513414	MOUNTING TOOL SAM	1 PCS
190207	MOUNTING TOOL SAM ANGLED	1 PCS
190208	MOUNTING TOOL SAM	1 PCS
511646	SCREW M4X80 EZP	5 PCS
511648	SCREW M6X100 EZP	5 PCS
511647	SCREW M5X100 EZP	5 PCS
511625	HOOK WITH METRIC THREAD SAM M6X60 MM	2 PCS
511623	ANGLE HOOK SAM M5X86	2 PCS
511626	ANGLE HOOK SAM M6X86	2 PCS
511622	HOOK WITH METRIC THREAD SAM M5X50 MM	2 PCS



Plaster board

HOLLOW WALL ANCHOR SAM, TRIPLE

AREA OF USE

ESSVE SAM Drywall anchor is designed for installation in all types of board materials such as: plasterboard, chipboard and fibreboard as well as plastic, metal and laminate sheets, max 45 mm.

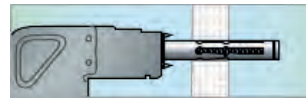
DESCRIPTION

SAM Drywall anchor is a steel fixing element with a bottom sleeve with internal threads for the screw. For installation of SAM Drywall anchor the installation tool SAMMY or the pliers SAM must be used, see Installation accessories. The drywall anchor is then pulled together and expands in the middle, at which the four legs are bent backwards. The bearing capacity is high as the legs give a large pressure distributing surface. The installation tool ensures that the correct expansion is obtained. SAM drywall anchor gives a permanent, threaded anchor point. It is designed so that it is secured firmly, even if the screw is removed. Available with metric threaded screw in dim 4, 5 and 6 mm, and equipped with Philips crosshead Ph2.


MOUNTING




1. Drill the holes. Be careful not to damage the drywall on the back and around the exit hole. Drill Ø must be chosen according to the technical data.



2. Push SAM drywall anchor through the hole.



3. Expand using the installation tool Sammy or pliers SAM. When there is resistance and the fixing feels stable the metal expander has reached the correct expansion. NOTE! If the screw needs to be screwed in for further expansion, it is important not to over expand the expansion part.



4. Unscrew the screw and secure the detail. The installation is finished. NOTE! If an impact wrench is used, it is important not to over-tighten the screw as this can affect the expansion part.

Specification

Surface treatment	Zinc plated
Corrosion resistance class	C1
Application environment	Indoors

C1

Standard Pro Pack

Item no	Metric thread	Length	Grip range min	Fixture thickness	Drill bit diameter	Type of bits	Packaging	Contents
191107	M4	65 mm	35-39 mm	12 mm	8 mm	PH2	203	50 PCS
191115	M5	88 mm	36-45 mm	23 mm	11 mm	PH2	204	50 PCS
191123	M6	88 mm	36-45 mm	23 mm	13 mm	PH2	203	25 PCS

Small Pack

Item no	Metric thread	Length	Grip range min	Fixture thickness	Drill bit diameter	Type of bits	Packaging	Contents
511604	M5	88 mm	36-45 mm	23 mm	11 mm	PH2	PC	4 PCS

Big Pro Pack

Item no	Metric thread	Length	Grip range min	Fixture thickness	Drill bit diameter	Type of bits	Packaging	Contents
9191115	M5	88 mm	36-45 mm	23 mm	11 mm	PH2	PC	600 PCS

Accessories

Item no	Description	Contents
513414	MOUNTING TOOL SAM	1 PCS
190207	MOUNTING TOOL SAM ANGLED	1 PCS
190208	MOUNTING TOOL SAM	1 PCS
511646	SCREW M4X80 EZP	5 PCS
511647	SCREW M5X100 EZP	5 PCS
511648	SCREW M6X100 EZP	5 PCS
511622	HOOK WITH METRIC THREAD SAM M5X50 MM	2 PCS
511625	HOOK WITH METRIC THREAD SAM M6X60 MM	2 PCS
511623	ANGLE HOOK SAM M5X86	2 PCS
511626	ANGLE HOOK SAM M6X86	2 PCS



Plaster board

SAM DRYWALL ANCHOR, SINGLE WITH HOOK

AREA OF USE

ESSVE SAM Drywall anchor is designed for installation in all types of board materials such as: plasterboard, chipboard and fibreboard as well as plastic, metal and laminate sheets.

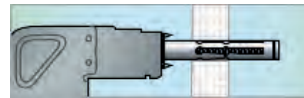
DESCRIPTION

SAM Drywall anchor is a steel fixing element with a bottom sleeve with internal threads for the screw. For installation of SAM Drywall anchor the installation tool SAMMY or the pliers SAM must be used, see Installation accessories. The drywall anchor is then pulled together and expands in the middle, at which the four legs are bent backwards. The bearing capacity is high as the legs give a large pressure distributing surface. The installation tool ensures that the correct expansion is obtained. SAM drywall anchor gives a permanent, threaded anchor point. It is designed so that it is secured firmly, even if the screw is removed. Available with metric threaded screw in dim 4, 5 and 6 mm, and equipped with Philips crosshead Ph2.


MOUNTING




1. Drill the holes. Be careful not to damage the drywall on the back and around the exit hole. Drill Ø must be chosen according to the technical data.



2. Push SAM drywall anchor through the hole.



3. Expand using the installation tool Sammy or pliers SAM. When there is resistance and the fixing feels stable the metal expander has reached the correct expansion. NOTE! If the screw needs to be screwed in for further expansion, it is important not to over expand the expansion part.



4. Unscrew the screw and secure the detail. The installation is finished. NOTE! If an impact wrench is used, it is important not to over-tighten the screw as this can affect the expansion part.

Specification

Surface treatment	Zinc plated
Corrosion resistance class	C1
Application environment	Indoors

C1

Small Pack

Item no	Metric thread	Length	Grip range min	Drill bit diameter	Packaging	Contents
511606	M5	50 mm	8-16 mm	11 mm	PC	2 SET
511612	M6	60 mm	8-16 mm	13 mm	PC	2 SET
511622	M5	50 mm	8-16 mm	11 mm	PC	2 PCS
511625	M6	60 mm	8-16 mm	13 mm	PC	2 PCS

Accessories

Item no	Description	Contents
513414	MOUNTING TOOL SAM	1 PCS
190207	MOUNTING TOOL SAM ANGLED	1 PCS
190208	MOUNTING TOOL SAM	1 PCS



Plaster board

SAM DRYWALL ANCHOR, SINGLE WITH ANGLE-HOOK

AREA OF USE

ESSVE SAM Drywall anchor is designed for installation in all types of board materials such as: plasterboard, chipboard and fibreboard as well as plastic, metal and laminate sheets.

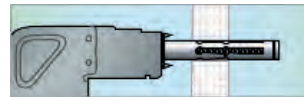
DESCRIPTION

SAM Drywall anchor is a steel fixing element with a bottom sleeve with internal threads for the screw. For installation of SAM Drywall anchor the installation tool SAMMY or the pliers SAM must be used, see Installation accessories. The drywall anchor is then pulled together and expands in the middle, at which the four legs are bent backwards. The bearing capacity is high as the legs give a large pressure distributing surface. The installation tool ensures that the correct expansion is obtained. SAM drywall anchor gives a permanent, threaded anchor point. It is designed so that it is secured firmly, even if the screw is removed. Available with metric threaded screw in dim 4, 5 and 6 mm, and equipped with Philips crosshead Ph2.

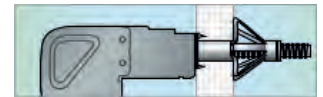
MOUNTING



1. Drill the holes. Be careful not to damage the drywall on the back and around the exit hole. Drill \varnothing must be chosen according to the technical data.



2. Push SAM drywall anchor through the hole.



3. Expand using the installation tool Sammy or pliers SAM. When there is resistance and the fixing feels stable the metal expander has reached the correct expansion. NOTE! If the screw needs to be screwed in for further expansion, it is important not to over expand the expansion part.



4. Unscrew the screw and secure the detail. The installation is finished. NOTE! If an impact wrench is used, it is important not to over-tighten the screw as this can affect the expansion part.

Specification

Surface treatment	Zinc plated
Corrosion resistance class	C1
Application environment	Indoors

C1

Small Pack

Item no	Metric thread	Length	Grip range min	Drill bit diameter	Packaging	Contents
511608	M5	50 mm	8-16 mm	11 mm	PC	2 SET
511613	M6	60 mm	8-16 mm	13 mm	PC	2 SET
511623	M5	50 mm	8-16 mm	11 mm	PC	2 PCS
511626	M6	60 mm	8-16 mm	13 mm	PC	2 PCS

Accessories

Item no	Description	Contents
513414	MOUNTING TOOL SAM	1 PCS
190207	MOUNTING TOOL SAM ANGLED	1 PCS
190208	MOUNTING TOOL SAM	1 PCS

PRACTICAL LOAD CAPACITY

Practical loading capacity for shear loads and tension loads in 13 and 2 × 13 mm plasterboard.

Designation	Drywall thickness mm	Tension load kg	Shear load kg
SAM 4E	13	14	20
SAM 4D	2×13	16	40
SAM 5E	13	16	40
SAM 5D	2×13	20	60
SAM 6E	13	18	45
SAM 6D	2×13	28	70

Safety factor 2.5 for shear and 3 for tension loads.

DRYWALL EXPANDER

DRYWALL ANCHOR ROSETT RED

AREA OF USE

For easy installation in drywall boards. Drywall expander with spacer (art. no. 511672) intended for installing wall rails
 Blue = single drywall boards 3-18 mm
 Red = double drywall boards 18-30 mm



Small Pack

Item no	Description	Type of bits	Packaging	Contents
511672	BOARD ANCHOR ROSETT RED DIST	PZ2	PC	2 PCS

ASSEMBLY TOOL



HOLLOW WALL ANCHOR SETTING TOOL SAM PUMP

AREA OF USE

Designed for the installation of SAM drywall anchor. The tool ensures the fixing expands properly.

DESCRIPTION

Installation tools for professional tradesmen.

Standard Pro Pack

Item no	Packaging	Contents
190208	PCE	1 PCS



HOLLOW WALL ANCHOR SETTING TOOL SAM ANGLED

AREA OF USE

ESSVE Installation tool SAMMY designed for the installation of SAM Drywall Anchor.

DESCRIPTION

Installation tools for professional tradesmen.

Standard Pro Pack

Item no	Packaging	Contents
190207	PCE	1 PCS



HOLLOW WALL ANCHOR SETTING TOOL SAM DIY

AREA OF USE

ESSVE Installation pliers SAM are designed for the installation of SAM Drywall Anchor.

DESCRIPTION

Simpler tools for consumers.

Standard Pro Pack

Item no	Packaging	Contents
513414	PCE	1 PCS

CONCRETE FASTENERS

WEDGE ANCHORS	187
DROP-IN ANCHORS	205
SCREW ANCHORS	216
OTHER MECHANICAL FASTENERS	257
PLASTIC ANCHORS	262
INSULATION HOLDERS	288
CHEMICAL ANCHORS	292
ACCESSORIES CHEMICAL ANCHOR	302

SYMBOLS

INDOOR

C1

Electro zinc plated, fosfated
corrosivity C1

C2

Hot dip galvanized
corrosivity C2

OUTDOOR

C3

Hot dip galvanized
corrosivity C3

C4

Anti-corrosion treated
corrosivity C4

STAINLESS

A2

Stainless steel A2

A4

Stainless steel, acid proof A4



Indoors/Outdoors, Indoors,
Outdoors



Paintable, Not paintable

MATERIALS



Wood



Drywall



Board



Lightweight concrete



Concrete



Hollow brick



Brick



Natural stone



Hollow core element



Steel



Stainless steel



Aluminium

NAIL ANCHOR ENA-K

NAIL ANCHOR ENA-K, ZINC PLATED

AREA OF USE

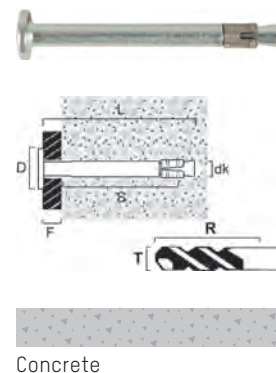
Suspended ceiling structures, pipe suspension, electrical installations, insulation, fittings etc.

DESCRIPTION

Nail anchor ENA-K combines the advantage of expander strength and simple nail installation. The nail anchor is easily knocked into a pre-drilled 6 mm hole in concrete. Nail expander ENA-K is equipped with a nail head that is 13 mm.

- Approved for fastening in a redundant* system for a non-structural application in uncracked and cracked concrete.
- Quick and easy installation.
- Shallow drilling depth (35/40 mm) for quick installation.
- Approved for minimal edge distance and mutual spacing.
- Withstands loads up to 2.81 kN.

* Redundant means that several fasteners together carry a load and allow one to fail, but the remaining fasteners must then be able to handle the remaining load



Concrete

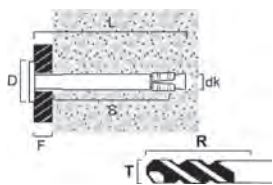
Specification

Surface treatment	Zinc plated
Corrosion resistance class	C1
Application environment	Indoors



Standard Pro Pack

Item no	Diameter	Length	Diameter of head	Fixture thickness	Drill bit diameter	Drill depth	Anchoring depth	Packaging	Contents	CE
123473	6 mm	44 mm	13 mm	10/5 mm	6 mm	35/40 mm	25/30 mm	PC	200 PCS	✓
123475	6 mm	49 mm	13 mm	15/10 mm	6 mm	35/40 mm	25/30 mm	PC	200 PCS	✓
123479	6 mm	63 mm	13 mm	35/30 mm	6 mm	35/40 mm	25/30 mm	PC	200 PCS	✓
123481	6 mm	89 mm	13 mm	55/50 mm	6 mm	35/40 mm	25/30 mm	PC	100 PCS	✓
1123473	6 mm	44 mm	13 mm	10/5 mm	6 mm	35/40 mm	25/30 mm	203	100 PCS	✓
1123475	6 mm	49 mm	13 mm	15/10 mm	6 mm	35/40 mm	25/30 mm	203	100 PCS	✓
1123479	6 mm	63 mm	13 mm	35/30 mm	6 mm	35/40 mm	25/30 mm	204	50 PCS	✓
1123481	6 mm	89 mm	13 mm	55/50 mm	6 mm	35/40 mm	25/30 mm	204	50 PCS	✓



Concrete

NAIL ANCHOR ENA-K, STAINLESS STEEL ACID PROOF A4

AREA OF USE

Suspended ceiling structures, pipe suspension, electrical installations, insulation, fittings etc.

DESCRIPTION

Nail anchor ENA-K combines the advantage of expander strength and simple nail installation. The nail anchor is easily knocked into a pre-drilled 6 mm hole in concrete. Nail expander ENA-K is equipped with a nail head that is 13 mm.

- Approved for fastening in a redundant* system for a non-structural application in uncracked and cracked concrete.
- Quick and easy installation
- Shallow drilling depth (35/40 mm) for quick installation.
- Approved for minimal edge distance and mutual spacing.
- Withstands loads up to 2.81 kN

* Redundant means that several fasteners together carry a load and allow one to fail, but the remaining fasteners must then be able to handle the remaining load.

Specification

Main Materials	Stainless steel A4
Corrosion resistance class	C5
Application environment	Outdoors



Standard Pro Pack

Item no	Diameter	Length	Diameter of head	Fixture thickness	Drill bit diameter	Drill depth	Anchoring depth	Packaging	Contents	CE
1123483	6 mm	44 mm	13 mm	10/5 mm	6 mm	35/40 mm	25/30 mm	203	100 PCS	✓
1123487	6 mm	54 mm	13 mm	20/15 mm	6 mm	35/40 mm	25/30 mm	203	50 PCS	✓
1123489	6 mm	59 mm	13 mm	25/20 mm	6 mm	35/40 mm	25/30 mm	203	50 PCS	✓
1123491	6 mm	69 mm	13 mm	35/30 mm	6 mm	35/40 mm	25/30 mm	204	50 PCS	✓
123483	6 mm	44 mm	13 mm	10/5 mm	6 mm	35/40 mm	25/30 mm	PC	200 PCS	✓
123485	6 mm	49 mm	13 mm	15/10 mm	6 mm	35/40 mm	25/30 mm	PC	200 PCS	✓
123489	6 mm	59 mm	13 mm	25/20 mm	6 mm	35/40 mm	25/30 mm	PC	200 PCS	✓
123491	6 mm	69 mm	13 mm	35/30 mm	6 mm	35/40 mm	25/30 mm	PC	200 PCS	✓
123493	6 mm	89 mm	13 mm	55/50 mm	6 mm	35/40 mm	25/30 mm	PC	100 PCS	✓

NAIL ANCHOR ENA

RECOMMENDED LOADS (ZINC PLATED, STAINLESS STEEL A4)

Fasteners used for redundant non-structural systems. The recommended loads can be applied directly, all necessary safety factors are included in the tabulated values. For the tables to be valid the fastener must be installed correctly according to the instruction. Additional data is found in the current ETA on our website.

Product			ENA-K		ENA-M	
			Cracked / non-cracked concrete			
Effective anchorage depth	h_{ef}	(mm)	25	30	25	30
Recommended tension/shear load (Figure 1)	C12/15 F_{rec}	(kN)	1,43	1,90	1,43 ¹⁾	1,90 ¹⁾
	C20/25 - C50/60 F_{rec}	(kN)	2,14	2,81	2,14 ¹⁾	2,81 ¹⁾
Recommended tension/shear load (Figure 2)	C12/15 F_{rec}	(kN)	0,71	0,95	0,71 ¹⁾	0,95 ¹⁾
	C20/25 - C50/60 F_{rec}	(kN)	0,95	1,19	0,95 ¹⁾	1,19 ¹⁾
Recommended bending moment load	M_{rec}	(Nm)	7,3	7,3/7,7 ²⁾	7,3	7,3
Minimum thickness of concrete slab	h_{min}	(mm)	80	80	80	80
Installation parameters						
Drill hole diameter	d_o	(mm)	6	6	6	6
Diameter of clearance hole in the fixture	d_f	(mm)	7	7	7	7
Diameter of nail head	d_h	(mm)	13	13	-	-
Minimum drill depth	h_1	(mm)	35	40	35	40
Installation torque	$T_{inst \leq}$	(Nm)	-	-	-	-

¹⁾When applying a shear load to anchor version ENA-M, shear load with lever arm must be evaluated. ²⁾Zinc plated/stainless steel A4

DEFINITION OF "FIXING POINT":

The recommended load F_{rec} is for one fixing point.

One fixing point can be:

- Single anchor
- Pair of anchors with spacing $s \geq 50$ mm or
- Group of four anchors with $s \geq 50$ mm

If $s \geq s_{cr}$ then all fixing points are defined as single anchors.

According to the technical report CEN/TR 17079 the fastening system should be designed in such a way that the maximum loads are according to table:

Number of fixing points n_1	Number of fixings per fixing point n_2	Recommended load (limiting depending on design) $F_{rec, lim}$
≥ 4	≥ 1	2,1 kN
3	≥ 1	1,4 kN

Note: The values in the technical report may be modified by the National Annex of Member state

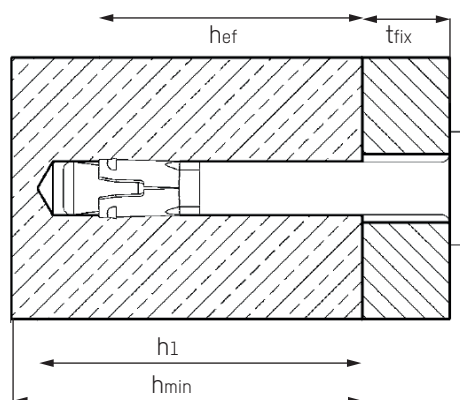


FIGURE 1: OPTIMIZED FOR MAXIMUM LOAD (CCR = 100 MM, SCR = 200 MM)

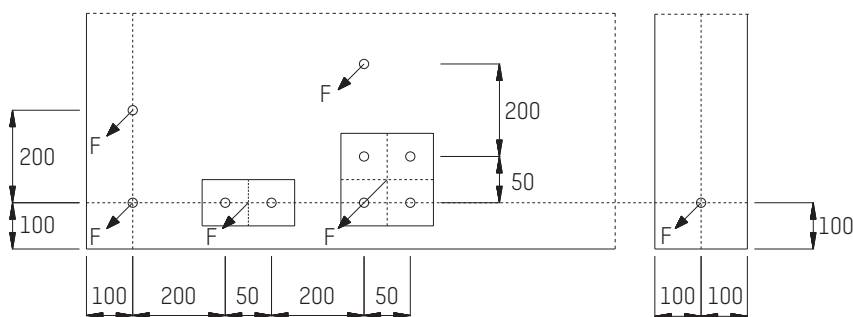
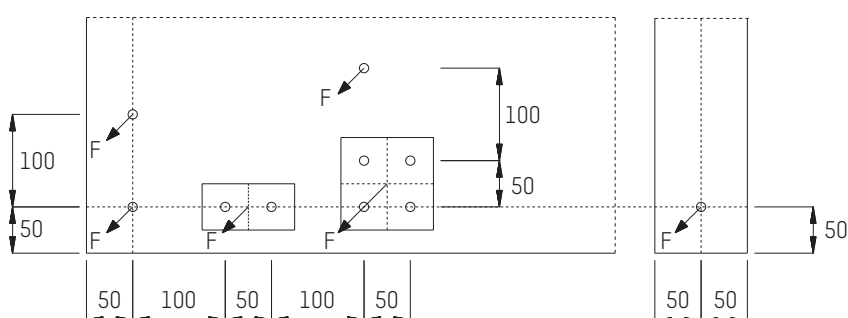


FIGURE 2: MINIMUM ALLOWED SPACING AND EDGE DISTANCE (CCR = 50 MM, SCR = 100 MM)



NAIL ANCHOR ENA-M



Concrete

NAIL ANCHOR ENA-M, ZINC PLATED

AREA OF USE

Suspended ceiling structures, pipe suspension, electrical installations, Insulation, fittings, etc.

DESCRIPTION

Nail anchor ENA-M combines the advantage of expander strength and simple nail installation. The nail anchor is easily knocked into a pre-drilled 6 mm hole in concrete. ENA-M has a head consisting of internal thread M8 and M10.

- Approved for fastening in a redundant* system for a non-structural application in uncracked and cracked concrete.
- Quick and easy installation
- Shallow drilling depth (35/40 mm) for quick installation.
- Approved for minimal edge distance and mutual spacing.
- Withstands loads up to 2.81 kN
- One product for two applications: Double internal thread M8/M10 (ENA-M)

** Redundant means that several fasteners together carry a load and allow one to fail, but the remaining fasteners must then be able to handle the remaining load.*

Specification

Surface treatment	Zinc plated
Corrosion resistance class	C1
Application environment	Indoors



Standard Pro Pack

Item no	Metric thread	Diameter	Length	Fixture thickness	Drill bit diameter	Drill depth	Anchoring depth	Packaging	Contents	CE
123495	M8/M10	6 mm	58 mm	10 mm	6 mm	35 mm	25 mm	PC	100 PCS	✓
123497	M8/M10	6 mm	63 mm	10 mm	6 mm	40 mm	30 mm	PC	100 PCS	✓

WEDGE ANCHOR GOLDEN ANCHOR

GOLDEN ANCHOR, BRIGHT ZINC PLATED (YELLOW) 5 μm

AREA OF USE

ESSVE Golden Anchor is designed for fastening in concrete and natural stone. Ideally Golden Anchor can be used in applications where high load demands are made on the fixing. Golden Anchor can for example be used when fixing wooden studs/steel joists as well as sills and facade studs, fixing brackets, z-iron, wrought iron designs, etc.

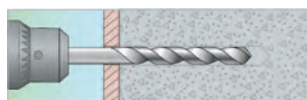
DESCRIPTION

Golden Anchor is a stud bolt expander which in its lower section, the anchoring section, has a stainless clip that expands up on the tapered part of the bolt when tightened. The upper section is equipped with an external thread with a flange nut, i.e. a combined nut and washer. In order to avoid damage to the bolt threads when inserting, the upper section features an impact head. When the drill diameter is equal to the screw diameter contact is created between the hole wall and the clip even when Golden Anchor is knocked into the hole. When the flange nut is tightened the bolt is forced outwards, whereby the clip is forced to expand up on the tapered section. The bright zinc plated, EZP 5 μm , Golden Anchor are made of carbon steel in strength grade min. 5.8 and has stainless clips.

INSTALLATION INSTRUCTIONS

See the installation instructions at the end of this section.

MOUNTING



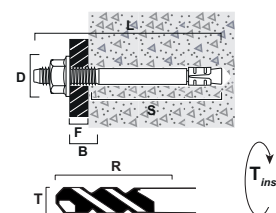
1. Place the part in position. Drill holes with the same drill diameter as the bolt, see min. drilling depth in the Load table. No blow cleaning is required, only basic cleaning with the drill.



2. Knock in the expander bolt to the correct installation depth, see min. installation depth in the Load table.



3. Tighten the nut to the specified torque, see Load Table or Technical data. The installation is finished.



Concrete



Stone

Specification

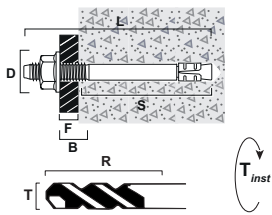
Surface treatment	Zinc plated
Corrosion resistance class	C1
Application environment	Indoors



Standard Pro Pack

Item no	Metric thread	Length	Diameter of head	Thread length	Fixture thickness	Drill bit diameter	Drill depth	Anchoring depth	Socket	Packaging	Contents	CE
306751	M6	70 mm	14 mm	25 mm	15 mm	6 mm	50 mm	45 mm	10 mm	204	100 PCS	
306401	M8	50 mm	18 mm	20 mm	5 mm	8 mm	40 mm	35 mm	13 mm	304	100 PCS	
306701	M8	75 mm	18 mm	30 mm	30 mm	8 mm	40 mm	35 mm	13 mm	204	50 PCS	
306702	M8	86 mm	18 mm	50 mm	10 mm	8 mm	70 mm	66 mm	13 mm	204	50 PCS	✓
306703	M8	96 mm	18 mm	50 mm	20 mm	8 mm	70 mm	66 mm	13 mm	304	50 PCS	✓
306704	M8	106 mm	18 mm	66 mm	30 mm	8 mm	70 mm	66 mm	13 mm	304	50 PCS	✓
306705	M8	126 mm	18 mm	66 mm	50 mm	8 mm	70 mm	66 mm	13 mm	304	50 PCS	✓
306407	M10	60 mm	22 mm	25 mm	7 mm	10 mm	45 mm	40 mm	15 mm	304	50 PCS	
306409	M10	75 mm	22 mm	30 mm	22/2 mm	10 mm	45/65 mm	40/60 mm	15 mm	304	50 PCS	
306710	M10	90 mm	22 mm	50 mm	37/17 mm	10 mm	45/65 mm	40/60 mm	15 mm	204	25 PCS	
306711	M10	104 mm	22 mm	59 mm	7 mm	10 mm	90 mm	84 mm	15 mm	204	25 PCS	✓
306713	M10	134 mm	22 mm	89 mm	37 mm	10 mm	90 mm	84 mm	15 mm	304	25 PCS	✓
306714	M10	149 mm	22 mm	89 mm	52 mm	10 mm	90 mm	84 mm	15 mm	304	25 PCS	✓

Item no	Metric thread	Length	Diameter of head	Thread length	Fixture thickness	Drill bit diameter	Drill depth	Anchoring depth	Socket	Packaging	Contents	CE
306715	M10	174 mm	22 mm	89 mm	77 mm	10 mm	90 mm	84 mm	15 mm	206	25 PCS	✓
306717	M10	214 mm	22 mm	89 mm	117 mm	10 mm	90 mm	84 mm	15 mm	206	25 PCS	✓
306421	M12	80 mm	26 mm	34 mm	5 mm	12 mm	65 mm	60 mm	18 mm	204	25 PCS	
306722	M12	116 mm	26 mm	34 mm	5 mm	12 mm	100 mm	96 mm	18 mm	304	25 PCS	✓
306723	M12	126 mm	26 mm	70 mm	15 mm	12 mm	100 mm	96 mm	18 mm	304	25 PCS	✓
306726	M12	156 mm	26 mm	70 mm	45 mm	12 mm	100 mm	96 mm	18 mm	304	20 PCS	✓
306727	M12	196 mm	26 mm	70 mm	85 mm	12 mm	100 mm	96 mm	18 mm	PC	25 PCS	✓
306433	M16	100 mm	35 mm	35 mm	12 mm	16 mm	70 mm	65 mm	24 mm	204	10 PCS	
306734	M16	149 mm	35 mm	89 mm	10 mm	16 mm	130 mm	117 mm	24 mm	304	10 PCS	✓
306735	M16	172 mm	35 mm	89 mm	33 mm	16 mm	130 mm	117 mm	24 mm	206	10 PCS	✓
306737	M16	222 mm	35 mm	119 mm	82 mm	16 mm	130 mm	117 mm	24 mm	PC	10 PCS	✓
306743	M20	194 mm	37 mm	76 mm	30 mm	20 mm	150 mm	139 mm	30 mm	206	5 PCS	
306745	M20	244 mm	37 mm	76 mm	80 mm	20 mm	150 mm	139 mm	30 mm	PC	5 PCS	



Concrete



Stone

GOLDEN ANCHOR, HOT DIP GALVANIZED 45 µM

AREA OF USE

ESSVE Golden Anchor is designed for fastening in concrete and natural stone. Ideally Golden Anchor can be used in applications where high load demands are made on the fixing. Golden Anchor can for example be used when fixing wooden studs/steel joists as well as sills and facade studs, fixing brackets, z-iron, wrought iron designs, etc.


DESCRIPTION

Golden Anchor is a stud bolt expander which in its lower section, the anchoring section, has a stainless clip that expands up on the tapered part of the bolt when tightened. The upper section is equipped with an external thread with a flange nut, i.e. a combined nut and washer. In order to avoid damage to the bolt threads when inserting, the upper section features an impact head. When the drill diameter is equal to the screw diameter contact is created between the hole wall and the clip even when Golden Anchor is knocked into the hole. When the flange nut is tightened the bolt is forced outwards, whereby the clip is forced to expand up on the tapered section. The hot dip galvanized versions of Golden Anchor is made of carbon steel in strength grade min. 5.8 with stainless clips.

INSTALLATION INSTRUCTIONS

See the installation instructions at the end of this section.

MOUNTING



1. Place the part in position. Drill holes with the same drill diameter as the bolt, see min. drilling depth in the Load table. No blow cleaning is required, only basic cleaning with the drill.



2. Knock in the expander bolt to the correct installation depth, see min. installation depth in the Load table.



3. Tighten the nut to the specified torque, see Load Table or Technical data. The installation is finished.

Specification

Surface treatment	Hot Dip Galvanized
Corrosion resistance class	C3
Application environment	Outdoors

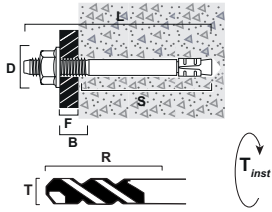


Standard Pro Pack

Item no	Metric thread	Length	Diameter of head	Thread length	Fixture thickness	Drill bit diameter	Drill depth	Anchoring depth	Socket	Packaging	Contents	CE
306851	M6	70 mm	14 mm	25 mm	15 mm	6 mm	50 mm	45 mm	10 mm	204	100 PCS	
306853	M6	100 mm	14 mm	55 mm	45 mm	6 mm	50 mm	45 mm	10 mm	304	100 PCS	
306501	M8	50 mm	18 mm	20 mm	5 mm	8 mm	40 mm	35 mm	13 mm	304	100 PCS	
306801	M8	75 mm	18 mm	30 mm	30 mm	8 mm	40 mm	35 mm	13 mm	204	50 PCS	
306802	M8	86 mm	18 mm	50 mm	10 mm	8 mm	70 mm	66 mm	13 mm	204	50 PCS	✓
306803	M8	96 mm	18 mm	50 mm	20 mm	8 mm	70 mm	66 mm	13 mm	304	50 PCS	✓
306804	M8	106 mm	18 mm	66 mm	30 mm	8 mm	70 mm	66 mm	13 mm	304	50 PCS	✓
306805	M8	126 mm	18 mm	66 mm	50 mm	8 mm	70 mm	66 mm	13 mm	304	50 PCS	✓
306507	M10	60 mm	22 mm	25 mm	7 mm	10 mm	45 mm	40 mm	15 mm	304	50 PCS	
306509	M10	75 mm	22 mm	30 mm	22/2 mm	10 mm	45/65 mm	40/60 mm	15 mm	304	50 PCS	
306810	M10	90 mm	22 mm	50 mm	37/17 mm	10 mm	45/65 mm	40/60 mm	15 mm	204	25 PCS	
306811	M10	104 mm	22 mm	59 mm	7 mm	10 mm	90 mm	84 mm	15 mm	204	25 PCS	✓
306813	M10	134 mm	22 mm	89 mm	37 mm	10 mm	90 mm	84 mm	15 mm	304	25 PCS	✓
306814	M10	149 mm	22 mm	89 mm	52 mm	10 mm	90 mm	84 mm	15 mm	304	25 PCS	✓
306815	M10	174 mm	22 mm	89 mm	77 mm	10 mm	90 mm	84 mm	15 mm	206	25 PCS	✓
306817	M10	214 mm	22 mm	89 mm	117 mm	10 mm	90 mm	84 mm	15 mm	206	25 PCS	✓
306819	M10	254 mm	22 mm	89 mm	157 mm	10 mm	90 mm	84 mm	15 mm	PC	25 PCS	✓
306521	M12	80 mm	26 mm	34 mm	5 mm	12 mm	65 mm	60 mm	18 mm	204	25 PCS	
306822	M12	116 mm	26 mm	34 mm	5 mm	12 mm	100 mm	96 mm	18 mm	304	25 PCS	✓
306823	M12	126 mm	26 mm	70 mm	15 mm	12 mm	100 mm	96 mm	18 mm	304	25 PCS	✓
306826	M12	156 mm	26 mm	70 mm	45 mm	12 mm	100 mm	96 mm	18 mm	304	20 PCS	✓
306827	M12	196 mm	26 mm	70 mm	85 mm	12 mm	100 mm	96 mm	18 mm	PC	25 PCS	✓
306829	M12	236 mm	26 mm	109 mm	125 mm	12 mm	100 mm	96 mm	18 mm	PC	20 PCS	✓
306831	M12	276 mm	26 mm	109 mm	165 mm	12 mm	100 mm	96 mm	18 mm	PC	20 PCS	✓
306533	M16	100 mm	35 mm	35 mm	12 mm	16 mm	70 mm	65 mm	24 mm	204	10 PCS	
306833	M16	120 mm	35 mm	58 mm	32 mm	16 mm	70 mm	65 mm	24 mm	304	10 PCS	
306834	M16	149 mm	35 mm	89 mm	10 mm	16 mm	130 mm	117 mm	24 mm	304	10 PCS	✓
306835	M16	172 mm	35 mm	89 mm	33 mm	16 mm	130 mm	117 mm	24 mm	206	10 PCS	✓
306837	M16	222 mm	35 mm	119 mm	82 mm	16 mm	130 mm	117 mm	24 mm	PC	10 PCS	✓
306839	M16	272 mm	35 mm	119 mm	133 mm	16 mm	130 mm	117 mm	24 mm	PC	10 PCS	✓
306841	M16	322 mm	35 mm	119 mm	183 mm	16 mm	130 mm	117 mm	24 mm	PC	10 PCS	✓
306842	M20	174 mm	37 mm	76 mm	10 mm	20 mm	150 mm	139 mm	30 mm	206	5 PCS	
306843	M20	194 mm	37 mm	76 mm	30 mm	20 mm	150 mm	139 mm	30 mm	206	5 PCS	
306845	M20	244 mm	37 mm	76 mm	80 mm	20 mm	150 mm	139 mm	30 mm	PC	5 PCS	

Small Pack

Item no	Metric thread	Length	Diameter of head	Thread length	Fixture thickness	Drill bit diameter	Drill depth	Anchoring depth	Socket	Packaging	Contents	CE
510721	M8	86 mm	18 mm	50 mm	10 mm	8 mm	70 mm	66 mm	13 mm	PC	3 PCS	✓
510722	M8	126 mm	18 mm	66 mm	50 mm	8 mm	70 mm	66 mm	13 mm	PC	3 PCS	✓
510724	M10	104 mm	22 mm	59 mm	7 mm	10 mm	90 mm	84 mm	15 mm	PC	3 PCS	✓
513724	M10	104 mm	22 mm	59 mm	7 mm	10 mm	90 mm	84 mm	15 mm	PC	10 PCS	✓
510725	M10	134 mm	22 mm	89 mm	37 mm	10 mm	90 mm	84 mm	15 mm	PC	2 PCS	✓
510726	M10	149 mm	22 mm	89 mm	52 mm	10 mm	90 mm	84 mm	15 mm	PC	2 PCS	✓
513726	M10	149 mm	22 mm	89 mm	52 mm	10 mm	90 mm	84 mm	15 mm	PC	8 PCS	✓
510717	M12	80 mm	26 mm	34 mm	5 mm	12 mm	85 mm	60 mm	18 mm	PC	2 PCS	
510728	M12	126 mm	26 mm	70 mm	15 mm	12 mm	100 mm	96 mm	18 mm	PC	2 PCS	✓
513728	M12	126 mm	26 mm	70 mm	15 mm	12 mm	100 mm	96 mm	18 mm	PC	6 PCS	✓
510730	M12	156 mm	26 mm	70 mm	45 mm	12 mm	100 mm	96 mm	18 mm	PC	2 PCS	✓



Concrete



Stone

GOLDEN ANCHOR STAINLESS/ACID PROOF A4

AREA OF USE

ESSVE Golden Anchor is designed for fastening in concrete and natural stone. Ideally Golden Anchor can be used in applications where high load demands are made on the fixing. Golden Anchor can for example be used when fixing wooden studs/steel joists as well as sills and facade studs, fixing brackets, z-iron, wrought iron designs, etc.


DESCRIPTION

Golden Anchor is a stud bolt expander which in its lower section, the anchoring section, has a stainless clip that expands up on the tapered part of the bolt when tightened. The upper section is equipped with an external thread with a flange nut, i.e. a combined nut and washer. In order to avoid damage to the bolt threads when inserting, the upper section features a impact head. When the drill diameter is equal to the screw diameter contact is created between the hole wall and the clip even when Golden Anchor is knocked into the hole. When the flange nut is tightened the bolt is forced outwards, whereby the clip is forced to expand up on the tapered section. The stainless acid-proof Golden Anchor is of quality min. A4-70 and have stainless clips.

INSTALLATION INSTRUCTIONS

See the installation instructions at the end of this section.

MOUNTING



1. Place the part in position. Drill holes with the same drill diameter as the bolt, see min. drilling depth in the Load table. No blow cleaning is required, only basic cleaning with the drill.



2. Knock in the expander bolt to the correct installation depth, see min. installation depth in the Load table.



3. Tighten the nut to the specified torque, see Load Table or Technical data. The installation is finished.

Specification

Main Materials	Stainless steel A4
Corrosion resistance class	C5
Application environment	Outdoors

A4

Standard Pro Pack

Item no	Metric thread	Length	Diameter of head	Thread length	Fixture thickness	Drill bit diameter	Drill depth	Anchoring depth	Socket	Packaging	Contents
306651	M6	70 mm	14 mm	25 mm	15 mm	6 mm	50 mm	45 mm	10 mm	204	100 PCS
306653	M6	100 mm	14 mm	55 mm	45 mm	6 mm	50 mm	45 mm	10 mm	304	100 PCS
306601	M8	50 mm	18 mm	20 mm	5 mm	8 mm	40 mm	35 mm	13 mm	304	100 PCS
306901	M8	75 mm	18 mm	30 mm	30 mm	8 mm	40 mm	35 mm	13 mm	204	50 PCS
306902	M8	86 mm	18 mm	50 mm	10 mm	8 mm	70 mm	66 mm	13 mm	204	50 PCS
306903	M8	96 mm	18 mm	50 mm	20 mm	8 mm	70 mm	66 mm	13 mm	304	50 PCS
306904	M8	106 mm	18 mm	66 mm	30 mm	8 mm	70 mm	66 mm	13 mm	304	50 PCS
306607	M10	60 mm	22 mm	25 mm	7 mm	10 mm	45 mm	40 mm	15 mm	304	50 PCS
306609	M10	75 mm	22 mm	30 mm	22/2 mm	10 mm	45/65 mm	40/60 mm	15 mm	304	50 PCS
306910	M10	90 mm	22 mm	50 mm	37/17 mm	10 mm	45/65 mm	40/60 mm	15 mm	204	25 PCS
306911	M10	104 mm	22 mm	59 mm	7 mm	10 mm	90 mm	84 mm	15 mm	204	25 PCS
306913	M10	134 mm	22 mm	89 mm	37 mm	10 mm	90 mm	84 mm	15 mm	304	25 PCS
306915	M10	174 mm	22 mm	89 mm	77 mm	10 mm	90 mm	84 mm	15 mm	206	25 PCS
306621	M12	80 mm	26 mm	34 mm	5 mm	12 mm	65 mm	60 mm	18 mm	204	25 PCS
306922	M12	116 mm	26 mm	34 mm	5 mm	12 mm	100 mm	96 mm	18 mm	304	25 PCS
306923	M12	126 mm	26 mm	70 mm	15 mm	12 mm	100 mm	96 mm	18 mm	304	25 PCS
306926	M12	156 mm	26 mm	70 mm	45 mm	12 mm	100 mm	96 mm	18 mm	304	20 PCS
306934	M16	149 mm	35 mm	89 mm	10 mm	16 mm	130 mm	117 mm	24 mm	304	10 PCS

FIRE RATING

Dim	Fire rating	Minimum installation depth mm	Characteristic bearing capacity kN
M8	R 90	35	0,5
M8	R 60	35	1,0
M10	R 60	40	1,5
M12	R 90	80	2,0

RECOMMENDED LOAD AND TECHNICAL DATA

This load value can be used directly, it has safety factor = 1.4 applied on the Design Resistance.

		M6	M8	M8	M8	M10	M10	M10	M12	M12	M16	M20	
Drill hole diameter	d_0	6	8	8	8	10	10	10	12	12	16	16	20 mm
Drill depth	h_1	45	40	60	70	45	65	90	85	100	100	130	150 mm
Effective anchorage depth	h_{ef}	35	28	48	55	25	45	70	63	80	65	95	115 mm
Tension load C20/25 ¹	N_{rec}	255	340	485	555	430	515	555	735	1455	1170	1940	1645 kg
Shear load C20/25 ¹	V_{rec}	195	340	365	540	500	515	845	770	1230	1725	2285	1500 kg
Critical Edge Distance	c_{cr}	53	42	72	83	39	69	105	95	120	98	143	173 mm
Critical Spacing distance	s_{cr}	105	84	144	165	78	138	210	189	240	195	285	345 mm
Minimum Concr. Thickness	h_{min}	80	80	80	110	80	100	160	120	160	140	230	170 mm
Installation Torque	T_{inst}	10	23	23	23	35	35	35	55	55	120	120	180 Nm
Installation Torque, A4	T_{inst}	10	29	29	29	45	45	45	70	70	150	150	225 Nm

¹ Valid for a single anchor where distance to any other anchor or edge is larger than s_{cr} and c_{cr} .

DESIGN RESISTANCE AND TECHNICAL DATA

Load capacity in accordance with Eurocode. For calculation of other edge and/or spacing and concrete quality, please use calculation software ESSVE CS, the latest published ETA on our website together with ETAG 001 Annex C, or contact our technical support. The ETA is valid only for EZP/HDG at the deepest setting depth (h_{ef}) for dimension M8-M16.

INSTALLED IN NON-CRACKED CONCRETE

		M8	M8	M8	M10	M10	M10	M12	M12	M16	M16	M20	
Drill hole diameter	d_0	8			10			12		16		20	mm
Drill depth	h_1	40	60	70	45	65	90	85	100	100	130	150	mm
Effective anchorage depth	h_{ef}	28	48	55	25	45	70	63	80	65	95	115	mm
Tension load C20/25 ¹	N_{Rd}	4,7	6,7	7,6	5,9	7,1	7,6	10,1	20,0	16,1	26,7	22,6	kN
Tension load C50/60 ¹	N_{Rd}	4,7	6,7	7,6	5,9	7,1	7,6	10,1	20,0	16,1	26,7	53,0	kN
Shear load C20/25 ¹	V_{Rd}	4,7	5,0	7,4	6,9	7,1	11,6	10,6	16,9	23,7	31,4	20,6	kN
Shear load C50/60 ¹	V_{Rd}	4,7	5,0	7,4	6,9	7,1	11,6	10,6	16,9	23,7	31,4	39,0	kN
Critical Edge Distance	c_{cr}	42	72	83	39	69	105	95	120	98	143	173	mm
Critical Spacing distance	s_{cr}	84	144	165	78	138	210	189	240	195	285	345	mm
Minimum Concr. Thickness	h_{min}	80	80	110	80	100	160	120	160	140	230	170	mm
Minimum Edge Distance ²	c_{min}	40	40	40	50	50	50	60	60	80	80	100	mm
Minimum Spacing Distance ²	s_{min}	40	40	40	50	50	50	70	70	90	90	110	mm
Installation Torque	T_{inst}	23	23	23	35	35	35	55	55	120	120	180	Nm
Installation Torque, A4	T_{inst}	29	29	29	45	45	45	70	70	150	150	225	Nm

¹ Valid for a single anchor where distance to any other anchor or edge is larger than s_{cr} and c_{cr} .

² NOTE! Using lower values for spacing and edge distance than s_{cr} and c_{cr} reduces the load capacity given in the table

WEDGE ANCHOR EST1

WEDGE ANCHOR EST1, STAINLESS STEEL ACID PROOF A4

DESCRIPTION

Anchor EST1 is designed for fastening in concrete and natural stone. It can ideally be used in applications where high load demands are made on the fixing. Tested, among others, for seismic loads, category C1 and C2. Applications such as installation of steel beams in both cracked and uncracked concrete etc.

- Approved for use in cracked and uncracked concrete, option 1
- Approved for seismic loads, performance categories C1 and C2 (M8 to M20, max. anchor length 210 mm)
- Suitable for use in hard natural stone (without approval)
- Approved for reduced insertion depth (M8 to M16, max. anchor length 210 mm) which reduces installation time
- Fire test according to DIN 4102-2. Fire resistance R30-R120
- Approved for sprinkler installations
- FM approval for installation of sprinkler systems (M10 to M16)
- Swiss Shockwave approval



Concrete

Specification

Main Materials	Stainless steel A4
Corrosion resistance class	C5
Application environment	Outdoors



Standard Pro Pack											
Item no	Metric thread	Length	Thread length	Fixture thickness	Drill bit diameter	Drill depth	Anchoring depth	Socket	Packaging	Contents	CE
123387	M8	60 mm	16 mm	6 mm	8 mm	49 mm	41 mm	13 mm	PC	100 PCS	✓
123389	M8	75 mm	32 mm	21/10 mm	8 mm	49/60 mm	41/52 mm	13 mm	PC	100 PCS	✓
123391	M8	80 mm	37 mm	26/15 mm	8 mm	49/60 mm	41/52 mm	13 mm	PC	100 PCS	✓
123393	M8	95 mm	52 mm	41/30 mm	8 mm	49/60 mm	41/52 mm	13 mm	PC	100 PCS	✓
123395	M8	115 mm	72 mm	61/50 mm	8 mm	49/60 mm	41/52 mm	13 mm	PC	100 PCS	✓
123397	M8	165 mm	122 mm	111/100 mm	8 mm	49/60 mm	41/52 mm	13 mm	PC	50 PCS	✓
123399	M10	70 mm	22 mm	10 mm	10 mm	55 mm	48 mm	17 mm	PC	50 PCS	✓
123401	M10	90 mm	42 mm	10/30 mm	10 mm	55/75 mm	48/68 mm	17 mm	PC	50 PCS	✓
123403	M10	95 mm	47 mm	15/35 mm	10 mm	55/75 mm	48/68 mm	17 mm	PC	50 PCS	✓
123405	M10	100 mm	52 mm	20/40 mm	10 mm	55/75 mm	48/68 mm	17 mm	PC	50 PCS	✓
123407	M10	110 mm	62 mm	30/50 mm	10 mm	55/75 mm	48/68 mm	17 mm	PC	50 PCS	✓
123409	M10	130 mm	82 mm	70/50 mm	10 mm	55/75 mm	48/68 mm	17 mm	PC	50 PCS	✓
123411	M10	155 mm	107 mm	95/75 mm	10 mm	55/75 mm	48/68 mm	17 mm	PC	50 PCS	✓
123413	M10	180 mm	132 mm	120/100 mm	10 mm	55/75 mm	48/68 mm	17 mm	PC	50 PCS	✓
123415	M10	230 mm	80 mm	150 mm	10 mm	75 mm	68 mm	17 mm	PC	25 PCS	✓
123417	M12	85 mm	26 mm	10 mm	12 mm	70 mm	60 mm	19 mm	PC	25 PCS	✓
123419	M12	105 mm	46 mm	30/10 mm	12 mm	70/90 mm	60/80 mm	19 mm	PC	25 PCS	✓
123421	M12	110 mm	51 mm	35/15 mm	12 mm	70/90 mm	60/80 mm	19 mm	PC	25 PCS	✓
123423	M12	115 mm	56 mm	40/20 mm	12 mm	70/90 mm	60/80 mm	19 mm	PC	25 PCS	✓
123425	M12	125 mm	66 mm	50/30 mm	12 mm	70/90 mm	60/80 mm	19 mm	PC	25 PCS	✓
123427	M12	145 mm	86 mm	70/50 mm	12 mm	70/90 mm	60/80 mm	19 mm	PC	25 PCS	✓
123429	M12	160 mm	101 mm	85/65 mm	12 mm	70/90 mm	60/80 mm	19 mm	PC	25 PCS	✓
123431	M12	180 mm	121 mm	105/85 mm	12 mm	70/90 mm	60/80 mm	19 mm	PC	25 PCS	✓
123433	M12	200 mm	141 mm	125/105 mm	12 mm	70/90 mm	60/80 mm	19 mm	PC	25 PCS	✓
123435	M12	220 mm	80 mm	125 mm	12 mm	90 mm	80 mm	19 mm	PC	25 PCS	✓
123437	M12	255 mm	80 mm	160 mm	12 mm	90 mm	80 mm	19 mm	PC	20 PCS	✓
123439	M12	285 mm	80 mm	190 mm	12 mm	90 mm	80 mm	19 mm	PC	20 PCS	✓
123441	M12	325 mm	80 mm	230 mm	12 mm	90 mm	80 mm	19 mm	PC	20 PCS	✓
123443	M16	125 mm	46 mm	25/5 mm	16 mm	90/110 mm	77/97 mm	24 mm	PC	20 PCS	✓
123445	M16	135 mm	56 mm	35/15 mm	16 mm	90/110 mm	77/97 mm	24 mm	PC	20 PCS	✓
123447	M16	145 mm	66 mm	45/25 mm	16 mm	90/110 mm	77/97 mm	24 mm	PC	20 PCS	✓
123449	M16	170 mm	91 mm	70/50 mm	16 mm	90/110 mm	77/97 mm	24 mm	PC	20 PCS	✓
123451	M16	200 mm	121 mm	100/80 mm	16 mm	90/110 mm	77/97 mm	24 mm	PC	10 PCS	✓
123453	M16	220 mm	80 mm	100 mm	16 mm	110 mm	97 mm	24 mm	PC	10 PCS	✓
123455	M16	280 mm	80 mm	160 mm	16 mm	110 mm	97 mm	24 mm	PC	10 PCS	✓
123457	M20	165 mm	50 mm	30 mm	20 mm	125 mm	114 mm	30 mm	PC	10 PCS	✓
123459	M20	195 mm	70 mm	60 mm	20 mm	125 mm	114 mm	30 mm	PC	10 PCS	✓
123461	M20	235 mm	80 mm	100 mm	20 mm	125 mm	114 mm	30 mm	PC	5 PCS	✓
123463	M20	265 mm	80 mm	130 mm	20 mm	125 mm	114 mm	30 mm	PC	5 PCS	✓
123465	M20	285 mm	80 mm	150 mm	20 mm	125 mm	114 mm	30 mm	PC	5 PCS	✓
123467	M24	200 mm	58 mm	30 mm	24 mm	155 mm	140 mm	36 mm	PC	10 PCS	✓
123469	M24	230 mm	88 mm	60 mm	24 mm	155 mm	140 mm	36 mm	PC	5 PCS	✓
123471	M24	245 mm	103 mm	75 mm	24 mm	155 mm	140 mm	36 mm	PC	5 PCS	✓

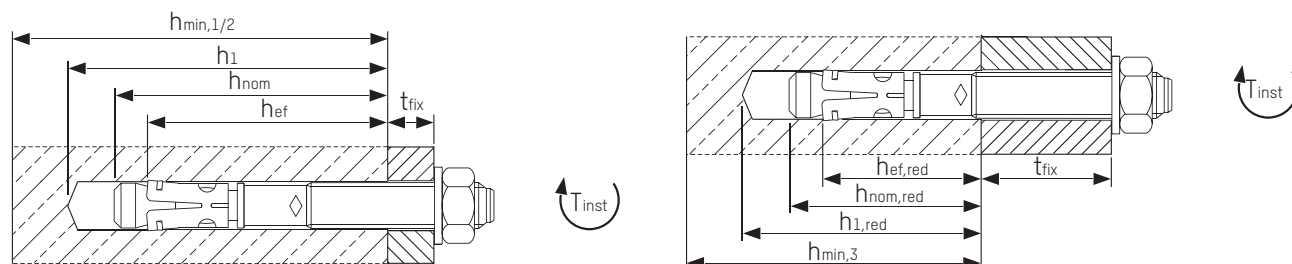
WEDGE ANCHOR EST1 STAINLESS STEEL A4

RECOMMENDED LOADS

For the recommended loads to be valid, the installation of the anchor must be done according to the instructions. The load capacity in given below is for a single anchor without influence of adjacent anchors (distance to other anchor is higher than scr) and edge distance must be higher then ccr. For anchor groups or other design conditions (e.g. shorter distances) it is recommended to use our software ESSVE CS or contacting our technical support.

The recommended loads can be applied directly, all necessary safety factors are included in the tabulated values.

Product Dimension				M8		M10		M12		M16		M20		M24	
Effective anchorage depth, standard	h_{ef}	[mm]	46	-	60	-	70	-	85	-	100	125			
Effective anchorage depth, reduced	$h_{ef,red}$	[mm]	-	35	-	40	-	50	-	65	-	-			
Cracked concrete															
Recommended tension load	C20/25	N_{rec}	[kN]	2,4	2,4	4,3	3,6	7,6	6,1	11,9	9,0	17,1	19,0		
	C25/30	N_{rec}	[kN]	2,6	2,6	4,7	3,9	8,3	6,6	13,0	9,8	18,8	20,9		
	C30/37	N_{rec}	[kN]	2,9	2,9	5,2	4,3	9,3	7,4	14,5	10,9	20,9	23,2		
	C40/50	N_{rec}	[kN]	3,4	3,4	6,1	5,1	10,8	8,6	16,8	12,7	24,2	26,9		
	C50/60	N_{rec}	[kN]	3,7	3,7	6,6	5,5	11,8	9,4	18,4	13,9	26,6	29,5		
Non-cracked concrete															
Recommended shear load	C20/25	N_{rec}	[kN]	5,7	3,6	7,6	4,3	11,9	8,5	16,7	12,6	24,0	33,6		
	C25/30	N_{rec}	[kN]	6,3	3,9	8,3	4,7	13,0	9,3	18,3	13,8	26,3	36,8		
	C30/37	N_{rec}	[kN]	7,0	4,3	9,3	5,2	14,5	10,3	20,3	15,3	29,3	40,9		
	C40/50	N_{rec}	[kN]	7,6	5,1	10,8	6,1	16,8	12,0	23,6	17,8	34,0	47,5		
	C50/60	N_{rec}	[kN]	7,6	5,5	11,8	6,6	18,4	13,2	25,8	19,5	37,3	52,1		
Cracked / non-cracked concrete															
Recommended shear load	C20/25	V_{rec}	[kN]	7,4	7,4	11,4	10,4/11,4	17,1	14,5/17,1	31,4	21,6/30,2	43,9	67,1/70,6		
	C25/30 $\geq V_{rec}$	V_{rec}	[kN]	7,4	7,4	11,4	11,4	17,1	15,9/17,1	31,4	23,6/31,4	43,9	70,6		
Recommended bending moment	M_{rec}	[Nm]	14,9	14,9	29,7	29,7	52,6	52,6	114,3	114,3	231,6	448,8			
Spacing and edge distance															
Effective anchorage depth	h_{ef}	[mm]	46	35	60	40	70	50	85	65	100	125			
Characteristic spacing	$s_{cr, N}$	[mm]	138	105	180	120	210	150	255	195	300	375			
Characteristic edge distance	$c_{cr, N}$	[mm]	69	52,5	90	60	105	75	127,5	97,5	150	187,5			
Minimum spacing and edge distance for minimum thickness of concrete member															
Cracked concrete															
Minimum thickness of concrete slab	$h_{min,1}$	[mm]	100	-	120	-	140	-	160	-	200	250			
Minimum spacing / for edge distance c	s_{min} / c	[mm]	40/70	-	50/75	-	60/100	-	60/100	-	95/150	125/125			
Minimum edge distance / for spacing s	c_{min} / s	[mm]	40/80	-	55/90	-	60/140	-	60/180	-	95/200	125/125			
Non-cracked concrete															
Minimum spacing / for edge distance c	s_{min} / c	[mm]	40/80	-	50/75	-	60/120	-	65/120	-	90/180	125/125			
Minimum edge distance / for spacing s	c_{min} / s	[mm]	50/100	-	60/120	-	75/150	-	80/150	-	130/240	125/125			
Minimum spacing and edge distance for reduced minimum thickness of concrete member															
Cracked concrete															
Reduced minimum thickness of concrete slab	$h_{min,1}/h_{min,2}$	[mm]	80	80	100	80	120	100	140	140	-	-			
Minimum spacing / for edge distance c	s_{min} / c	[mm]	40/70	50/60	45/90	50/100	60/100	50/160	70/160	65/170	-	-			
Minimum edge distance / for spacing s	c_{min} / s	[mm]	40/80	40/185	50/115	65/180	60/140	65/250	80/180	100/250	-	-			
Non-cracked concrete															
Minimum spacing / for edge distance c	s_{min} / c	[mm]	40/80	50/60	60/140	50/100	60/120	50/160	80/180	65/170	-	-			
Minimum edge distance / for spacing s	c_{min} / s	[mm]	50/100	40/185	90/140	65/180	75/150	100/185	90/200	170/65	-	-			
Installation parameters															
Drill hole diameter	d_o	[mm]	8	8	10	10	12	12	16	16	20	24			
Diameter of clearance hole in the fixture	d_f	[mm]	9	9	12	12	14	14	18	18	22	26			
Minimum drill depth	h_1	[mm]	60	49	75	55	90	70	110	90	125	155			
Installation torque	T_{inst}	[Nm]	20	20	35	35	50	50	110	110	200	290			
Key width, nut	SW	[mm]	13	13	17	17	19	19	24	24	30	36			



CONCRETE FASTENERS



Concrete

WEDGE ANCHOR EST1, ZINC PLATED

AREA OF USE

Wedge Anchor EST1 is designed for fastening in concrete and natural stone. It can ideally be used in applications where high load demands are made on the fixing. Tested, among others, for seismic loads, category C1 and C2. Applications such as installation of steel beams in both cracked and uncracked concrete etc.

DESCRIPTION

- Approved for use in cracked and uncracked concrete, option
- Approved for seismic loads, performance categories C1 and C2 (M8 to M20, max. anchor length 210 mm)
- Suitable for use in hard natural stone
- Approved for reduced depth (M8 to M16, max. anchor length 210 mm) installation time reduced by DIN 4102-2. Fire resistance R30-R120
- Approved for sprinkler system installations
- FM approval for sprinkler system installation (M10 to M16)
- Swiss Shockwave approval

Specification

Surface treatment	Zinc plated
Corrosion resistance class	C1
Application environment	Indoors



Standard Pro Pack

Item no	Metric thread	Length	Thread length	Fixture thickness	Drill bit diameter	Drill depth	Anchoring depth	Socket	Packaging	Contents	CE
123301	M8	60 mm	16 mm	6 mm	8 mm	49 mm	41 mm	13 mm	PC	100 PCS	✓
123303	M8	75 mm	32 mm	21/10 mm	8 mm	49/60 mm	41/52 mm	13 mm	PC	100 PCS	✓
123305	M8	80 mm	37 mm	26/15 mm	8 mm	49/60 mm	41/52 mm	13 mm	PC	100 PCS	✓
123307	M8	95 mm	52 mm	41/30 mm	8 mm	49/60 mm	41/52 mm	13 mm	PC	100 PCS	✓
123309	M8	115 mm	72 mm	61/50 mm	8 mm	49/60 mm	41/52 mm	13 mm	PC	100 PCS	✓
123311	M10	70 mm	22 mm	10 mm	10 mm	55 mm	48 mm	17 mm	PC	50 PCS	✓
123313	M10	90 mm	42 mm	30/10 mm	10 mm	55/75 mm	48/68 mm	17 mm	PC	50 PCS	✓
123315	M10	95 mm	47 mm	35/15 mm	10 mm	55/75 mm	48/68 mm	17 mm	PC	50 PCS	✓
123317	M10	100 mm	52 mm	40/20 mm	10 mm	55/75 mm	48/68 mm	17 mm	PC	50 PCS	✓
123319	M10	110 mm	62 mm	50/30 mm	10 mm	55/75 mm	48/68 mm	17 mm	PC	50 PCS	✓
123321	M10	130 mm	82 mm	70/50 mm	10 mm	55/75 mm	48/68 mm	17 mm	PC	50 PCS	✓
123323	M10	155 mm	107 mm	95/75 mm	10 mm	55/75 mm	48/68 mm	17 mm	PC	50 PCS	✓
123325	M10	180 mm	132 mm	120/100 mm	10 mm	55/75 mm	48/68 mm	17 mm	PC	50 PCS	✓
123327	M10	230 mm	80 mm	150 mm	10 mm	75 mm	68 mm	17 mm	PC	25 PCS	✓
123329	M12	85 mm	26 mm	10 mm	12 mm	70 mm	60 mm	19 mm	PC	25 PCS	✓
123331	M12	105 mm	46 mm	30/10 mm	12 mm	70/90 mm	60/80 mm	19 mm	PC	25 PCS	✓
123333	M12	110 mm	51 mm	35/15 mm	12 mm	70/90 mm	60/80 mm	19 mm	PC	25 PCS	✓
123335	M12	115 mm	56 mm	40/20 mm	12 mm	70/90 mm	60/80 mm	19 mm	PC	25 PCS	✓
123337	M12	125 mm	66 mm	50/30 mm	12 mm	70/90 mm	60/80 mm	19 mm	PC	25 PCS	✓
123339	M12	145 mm	86 mm	70/50 mm	12 mm	70/90 mm	60/80 mm	19 mm	PC	25 PCS	✓
123341	M12	160 mm	101 mm	85/65 mm	12 mm	70/90 mm	60/80 mm	19 mm	PC	25 PCS	✓
123343	M12	180 mm	121 mm	105/85 mm	12 mm	70/90 mm	60/80 mm	19 mm	PC	25 PCS	✓
123345	M12	200 mm	141 mm	125/105 mm	12 mm	70/90 mm	60/80 mm	19 mm	PC	25 PCS	✓
123347	M12	220 mm	80 mm	125 mm	12 mm	90 mm	80 mm	19 mm	PC	25 PCS	✓
123349	M12	240 mm	80 mm	145 mm	12 mm	90 mm	80 mm	19 mm	PC	20 PCS	✓
123351	M12	255 mm	80 mm	160 mm	12 mm	90 mm	80 mm	19 mm	PC	20 PCS	✓
123353	M12	285 mm	80 mm	190 mm	12 mm	90 mm	80 mm	19 mm	PC	20 PCS	✓
123355	M16	135 mm	56 mm	35/15 mm	16 mm	90/110 mm	77/97 mm	24 mm	PC	20 PCS	✓
123357	M16	145 mm	66 mm	45/25 mm	16 mm	90/110 mm	77/97 mm	24 mm	PC	20 PCS	✓
123359	M16	170 mm	91 mm	70/50 mm	16 mm	90/110 mm	77/97 mm	24 mm	PC	20 PCS	✓
123361	M16	200 mm	121 mm	100/80 mm	16 mm	90/110 mm	77/97 mm	24 mm	PC	10 PCS	✓
123363	M16	220 mm	80 mm	100 mm	16 mm	110 mm	97 mm	24 mm	PC	10 PCS	✓
123365	M16	260 mm	80 mm	140 mm	16 mm	110 mm	97 mm	24 mm	PC	10 PCS	✓
123367	M16	300 mm	80 mm	180 mm	16 mm	110 mm	97 mm	24 mm	PC	10 PCS	✓
123369	M20	165 mm	50 mm	30 mm	20 mm	125 mm	114 mm	30 mm	PC	10 PCS	✓
123371	M20	195 mm	70 mm	60 mm	20 mm	125 mm	114 mm	30 mm	PC	10 PCS	✓
123373	M20	235 mm	80 mm	100 mm	20 mm	125 mm	114 mm	30 mm	PC	5 PCS	✓
123375	M20	265 mm	80 mm	130 mm	20 mm	125 mm	114 mm	30 mm	PC	5 PCS	✓
123377	M20	285 mm	80 mm	150 mm	20 mm	125 mm	114 mm	30 mm	PC	5 PCS	✓
123379	M24	190 mm	55 mm	30 mm	24 mm	145 mm	133 mm	36 mm	PC	10 PCS	✓
123381	M24	220 mm	85 mm	60 mm	24 mm	145 mm	133 mm	36 mm	PC	5 PCS	✓
123383	M24	235 mm	100 mm	75 mm	24 mm	145 mm	133 mm	36 mm	PC	5 PCS	✓
123385	M24	260 mm	125 mm	100 mm	24 mm	145 mm	133 mm	36 mm	PC	5 PCS	✓

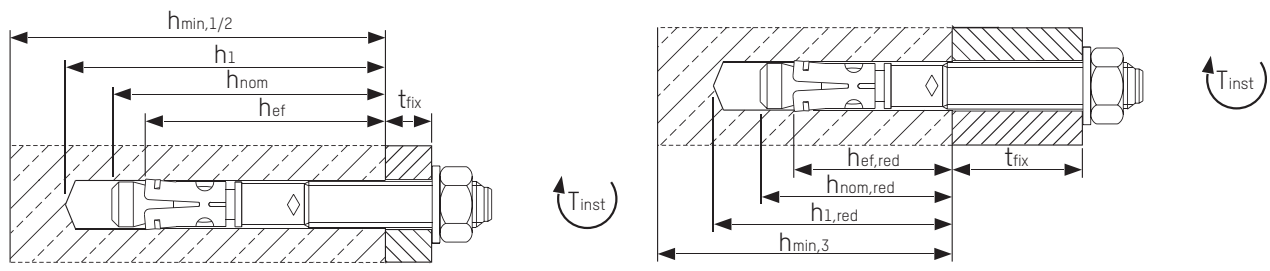
WEDGE ANCHOR EST1 ZINC PLATED

RECOMMENDED LOADS

For the recommended loads to be valid the installation of the anchor must be done according to the instructions. The load capacity in given below is for a single anchor without influence of adjacent anchors (distance to other anchor is higher than scr) and edge distance must be higher then ccr. For anchor groups or other design conditions (e.g. shorter distances) it is recommended to use our software ESSVE CS or contacting our technical support.

The recommended loads can be applied directly, all necessary safety factors are included in the tabulated values.

Product Dimension				M8	M10	M12	M16	M20	M24				
Effective anchorage depth, standard	h_{ef}	[mm]	46	-	60	-	70	-	85	100	115		
Effective anchorage depth, reduced	$h_{ef, red}$	[mm]	-	35	-	40	-	50	65	-	-		
Cracked concrete													
Recommended tension load	C20/25	N_{rec}	[kN]	2,4	2,4	4,3	3,6	7,6	6,1	11,9	9,0	17,1	21,1
	C25/30	N_{rec}	[kN]	2,6	2,6	4,7	3,9	8,3	6,6	13,0	9,8	18,8	23,2
	C30/37	N_{rec}	[kN]	2,9	2,9	5,2	4,3	9,3	7,4	14,5	10,9	20,9	25,7
	C40/50	N_{rec}	[kN]	3,4	3,4	6,1	5,1	10,8	8,6	16,8	12,7	24,2	29,9
	C50/60	N_{rec}	[kN]	3,7	3,7	6,6	5,5	11,8	9,4	18,4	13,9	26,6	32,8
Non-cracked concrete													
Recommended tension load	C20/25	N_{rec}	[kN]	5,7	3,6	7,6	4,3	11,9	8,5	16,7	12,6	24,0	29,7
	C25/30	N_{rec}	[kN]	6,3	3,9	8,3	4,7	13,0	9,3	18,3	13,8	26,3	32,5
	C30/37	N_{rec}	[kN]	7,0	4,3	9,3	5,2	14,5	10,3	20,3	15,3	29,3	36,1
	C40/50	N_{rec}	[kN]	7,5	5,1	10,8	6,1	16,8	12,0	23,6	17,8	34,0	41,9
	C50/60	N_{rec}	[kN]	7,5	5,5	11,8	6,6	18,4	13,2	25,8	19,5	37,3	45,9
Cracked / non-cracked concrete													
Recommended shear load	C20/25	V_{rec}	[kN]	7,0	7,0	11,5	10,4/11,5	17,1	14,5/17,1	31,4	21,6/30,2	37,1	59,2/65,1
	C25/30	V_{rec}	[kN]	7,0	7,0	11,5	11,4/11,5	17,1	15,9/17,1	31,4	23,6/31,4	37,1	64,8/65,1
Recommended bending moment	M_{rec}	[Nm]		13,1	13,1	26,9	26,9	46,9	46,9	123,4	123,4	195,0	513,1
Spacing and edge distance													
Effective anchorage depth	h_{ef}	[mm]	46	35	60	40	70	50	85	65	100	115	
Characteristic spacing	$s_{cr, N}$	[mm]	138	105	180	120	210	150	255	195	300	345	
Characteristic edge distance	$c_{cr, N}$	[mm]	69	52,5	90	60	105	75	127,5	97,5	150	172,5	
Minimum spacing and edge distance for minimum thickness of concrete member													
Cracked concrete													
Minimum thickness of concrete slab	$h_{min,1}$	[mm]	100	-	120	-	140	-	170	-	200	230	
Minimum spacing / for edge distance c	s_{min} / c	[mm]	40/70	-	45/70	-	60/100	-	60/100	-	95/150	100/180	
Minimum edge distance / for spacing s	c_{min} / s	[mm]	40/80	-	45/90	-	60/140	-	60/180	-	95/200	100/220	
Non-cracked concrete													
Minimum spacing / for edge distance c	s_{min} / c	[mm]	40/80	-	45/70	-	60/120	-	65/120	-	90/180	100/180	
Minimum edge distance / for spacing s	c_{min} / s	[mm]	50/100	-	50/100	-	75/150	-	80/150	-	130/240	100/220	
Minimum spacing and edge distance for reduced minimum thickness of concrete member													
Cracked concrete													
Reduced minimum thickness of concrete slab	$h_{min,2} / h_{min,3}$	[mm]	80	80	100	80	120	100	140	140	-	-	
Minimum spacing / for edge distance c	s_{min} / c	[mm]	40/70	50/60	45/90	50/100	60/100	50/160	70/160	65/170	-	-	
Minimum edge distance / for spacing s	c_{min} / s	[mm]	40/80	40/185	50/115	65/180	60/140	65/250	80/180	100/250	-	-	
Non-cracked concrete													
Minimum spacing / for edge distance c	s_{min} / c	[mm]	40/80	50/60	60/140	50/100	60/120	50/160	80/180	65/170	-	-	
Minimum edge distance / for spacing s	c_{min} / s	[mm]	50/100	40/185	90/140	65/180	75/150	100/185	90/200	170/65	-	-	
Installation parameters													
Drill hole diameter	d_o	[mm]	8	8	10	10	12	12	16	16	20	24	
Diameter of clearance hole in the fixture	d_f	[mm]	9	9	12	12	14	14	18	18	22	26	
Minimum drill depth	h_1	[mm]	60	49	75	55	90	70	110	90	125	145	
Installation torque	T_{inst}	[Nm]	20	20	25	25	45	45	90	90	160	200	
Key width, nut	SW	[mm]	13	13	17	17	19	19	24	24	30	36	



HOLLOW CORE ANCHOR - EHY

HOLLOW CORE ANCHOR EHY, ZINC PLATED

AREA OF USE

Hanging ventilation, cable ladders, sprinkler systems, fan systems, ceiling and brackets together with threaded rod with nuts or metric screw.

DESCRIPTION

The EHY hollow core anchor is made in one piece with a special design for installation in hollow core slab elements. By tightening the bolt or nut, the cone expands the sleeve, creating a strong connection in cavities or solid concrete. Z-21.1-1785 approval permits installation in connection with cavities and solid concrete, min. 50 mm from prestressing reinforcement.

- Easy and flexible to use
- Approved installation both in cavities and in solid parts of the element.
- Used together with standard screws or threaded rods & nut



Specification

Surface treatment	Zinc plated
Corrosion resistance class	C1
Application environment	Indoors

C1

Standard Pro Pack

Item no	Metric thread	Drill bit diameter	Drill depth	Packaging	Contents
123635	M6	10 mm	50 mm	PC	50 PCS
123637	M8	12 mm	55 mm	PC	50 PCS
123639	M10	16 mm	60 mm	PC	50 PCS
123641	M12	18 mm	70 mm	PC	25 PCS

HOLLOW CORE ANCHOR EHY

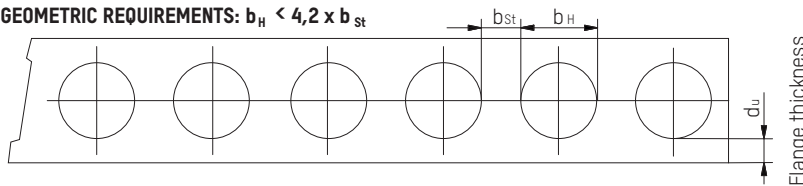
RECOMMENDED LOADS FOR PRE-STRESSED HOLLOW CONCRETE SLABS

For the recommended loads to be valid the installation of the anchor must be done according to the instructions. The recommended loads can be applied directly, all necessary safety factors are included in the tabulated values.

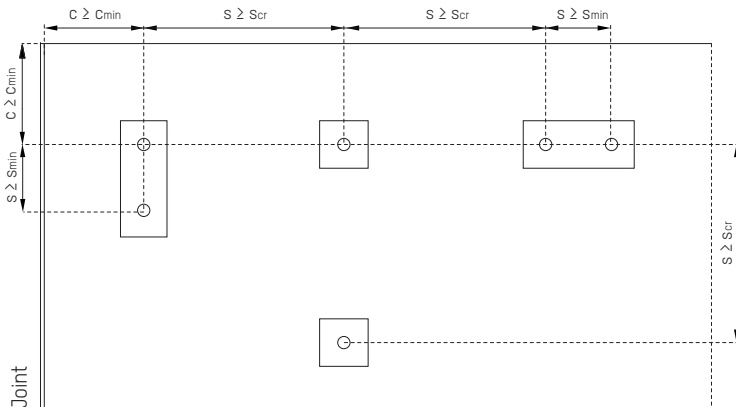
Product Dimension		M6				M8				M10				M12					
		Precast pre-stressed hollow concrete slabs \geq C45/55																	
Flange thickness	d_u [mm]	\geq	25	30	40	50	25	30	40	50	25	30	40	50	25	30	40	50	
Single anchor																			
Recommended tension/shear load (for $c \geq c_{cr}$)	F_{rec} [kN]		0,7	0,9	2,0	2,9	0,7	0,9	2,0	3,6	0,9	1,2	3,0	3,6	1,0	1,2	3,0	4,3	
Characteristic edge distance	c_{cr} [mm]		150				150				150				150				
Recommended tension/shear load (for c_{min})	F_{rec} [kN]		0,35	0,8	1,8	2,4	0,35	0,8	1,8	3,0	0,8	1,0	2,7	3,0	0,8	1,0	2,7	3,6	
Minimum edge distance	c_{min} [mm]		100				100				100				100				
Characteristic spacing	s_{cr} [mm]		300				300				300				300				
Pair of anchors ¹⁾																			
Recommended tension/shear load (for $c \geq c_{cr}$)	F_{rec} [kN]		0,7	1,4	2,6	3,9	0,7	1,4	2,6	4,8	1,1	2,0	4,8	4,8	1,2	2,0	4,8	5,7	
Minimum spacing	s_{min} [mm]		70	80	100	100	70	80	100	100	70	80	100	100	70	80	100	100	
Characteristic edge distance	c_{cr} [mm]		150				150				150				150				
Recommended tension/shear load (for c_{min})	F_{rec} [kN]		0,35	1,25	2,35	3,2	0,35	1,25	2,35	4,0	0,9	1,8	4,3	4,3	1,0	1,8	4,3	4,8	
Minimum spacing	s_{min} [mm]		70	80	100	100	70	80	100	100	70	80	100	100	70	80	100	100	
Minimum edge distance	c_{min} [mm]		100				100				100				100				
Recommended bending moment																			
Threaded rod / screw with steel grade 5.8	[Nm]		-				10,7				21,4				37,4				
Threaded rod / screw with steel grade 8.8	[Nm]		4,4				17,1				34,2				59,8				
Installation parameters																			
Length of sleeve (without cone)	L [mm]		30				35				40				45				
Minimum length of screw	min l_s [mm]		$42 + t_{fix}$				$47 + t_{fix}$				$55 + t_{fix}$				$61 + t_{fix}$				
Minimum length of threaded rod	min l_b [mm]		$47 + t_{fix}$				$53 + t_{fix}$				$63 + t_{fix}$				$71 + t_{fix}$				
Minimum property class of threaded rod / screw			8.8				5.8				5.8				5.8				
Drill hole diameter	d_o [mm]		10				12				16				18				
Diameter of clearance hole in the fixture	d_f [mm]		7				9				12				14				
Minimum drill depth	h_o [mm]		50				55				60				70				
Installation torque	T_{inst} [Nm]		10				20				30				40				

¹⁾The recommended load for the highest loaded anchor in the anchor group must not be higher than the recommended load for a single anchor.

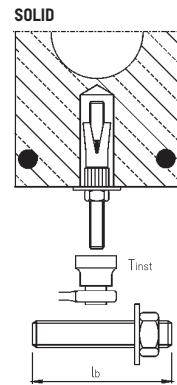
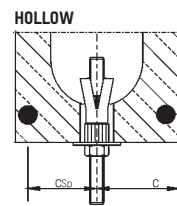
GEOMETRIC REQUIREMENTS: $b_H < 4,2 \times b_{st}$



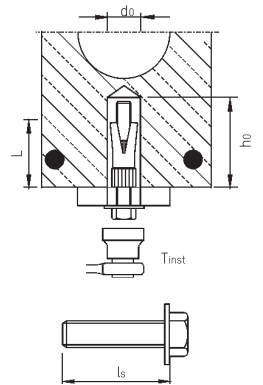
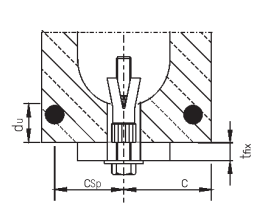
ARRANGEMENT OF THE ANCHORS



INSTALLATION WITH A THREADED ROD



INSTALLATION WITH A SCREW



t_{fix} = Fixture thickness
 d_u = Flange thickness
 b_{st} = Web width
 c_{sp} = Distance to tension wire
 b_H = Width of cavity
 c = Edge distance

DROP IN ANCHOR EDA

DROP-IN ANCHOR EDA, BRIGHT ZINC-PLATED

AREA OF USE

ESSVE Drop-in anchors EDA are designed to anchor in concrete and natural stone. Suitable areas of applications include temporary installation, fixing of suspended ceilings, cable trays, pipes, etc. The dimensions M8 and M10 are also ideal for fixing in hollow core elements.

DESCRIPTION

Drop-in anchors EDA consist of a sleeve which is threaded and tapered internally. There is a cone-shaped wedge in the sleeve. When installing the wedge is knocked down to the bottom using ESSVE Punch EDA. The lower slotted section of the drop-in anchor expands and is pressed firmly into the drill hole. Drop-in anchor EDA has a straight design.


MOUNTING



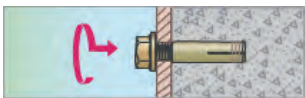
1. Drill holes with as set out in Technical data.



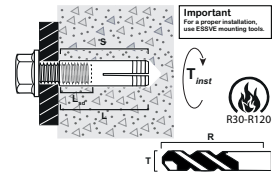
2. Blow the hole clean and push-in the drop-in anchor. For EDA-K the drilling depth is extended by 15 mm to avoid blowing clean.



3. Knock down the wedge using the ESSVE punch until mandrel collar is level with the drop-in anchor.



4. Screw on the detail using an appropriate bolt. Installation is complete.



Concrete



Stone

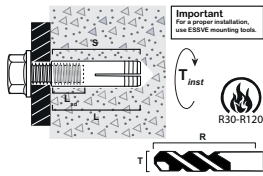
Specification

Surface treatment	Zinc plated
Corrosion resistance class	C1
Application environment	Indoors

C1

Standard Pro Pack

Item no	Metric thread	Length	Drill bit diameter	Drill depth	Anchoring depth	Packaging	Contents
408004	M8	30 mm	10 mm	35 mm	30 mm	203	100 PCS
408006	M10	40 mm	12 mm	45 mm	40 mm	203	50 PCS
408008	M12	50 mm	15 mm	55 mm	50 mm	304	50 PCS
408011	M16	65 mm	20 mm	75 mm	65 mm	203	20 PCS



DROP-IN ANCHOR EDA, STAINLESS STEEL ACID PROOF, A4

AREA OF USE

ESSVE Drop-in anchors EDA are designed to anchor in concrete and natural stone. Suitable areas of applications include temporary installation, fixing of suspended ceilings, cable trays, pipes, etc. The dimensions M8 and M10 are also ideal for fixing in hollow core elements.

DESCRIPTION

Drop-in anchors EDA consist of a sleeve which is threaded and tapered internally. There is a cone-shaped wedge in the sleeve. When installing the wedge is knocked down to the bottom using ESSVE Punch EDA. The lower slotted section of the drop-in anchor expands and is pressed firmly into the drill hole. Drop-in anchor EDA has a straight design.

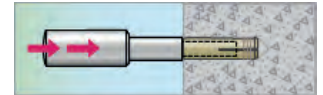
MOUNTING



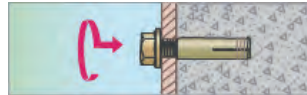
1. Drill holes with as set out in Technical data.



2. Blow the hole clean and push in the drop-in anchor. For EDA-K the drilling depth is extended by 15 mm to avoid blowing clean.



3. Knock down the wedge using the ESSVE punch until mandrel collar is level with the drop-in anchor.



4. Screw on the detail using an appropriate bolt. Installation is complete.

Specification

Main Materials	Stainless steel A4
Corrosion resistance class	C5
Application environment	Outdoors

A4

Standard Pro Pack

Item no	Metric thread	Length	Drill bit diameter	Drill depth	Anchoring depth	Packaging	Contents
308014	M6	25 mm	8 mm	30 mm	25 mm	202	100 PCS
308020	M12	50 mm	15 mm	55 mm	50 mm	304	50 PCS

DROP IN ANCHOR EDA-K

DROP-IN ANCHOR EDA-K WITH COLLAR, BRIGHT ZINC-COATED

AREA OF USE

ESSVE Drop-in anchors EDA/EDA-K are designed to anchor in concrete and natural stone. Suitable areas of applications include temporary installation, fixing of suspended ceilings, cable trays, pipes, etc. The dimensions M8 and M10 are also ideal for fixing in hollow core elements.

DESCRIPTION

Drop-in anchors EDA/EDA-K consist of a sleeve which is threaded and tapered internally. There is a cone-shaped wedge in the sleeve. When installing the wedge is knocked down to the bottom using ESSVE Punch EDA. The lower slotted section of the drop-in anchor expands and is pressed firmly into the drill hole. Drop-in anchor EDA has a straight design and is available in bright zinc plated, 5 µm and stainless acid proof A4 designs. Drop-in anchor EDA-K is equipped with a collar and is available in bright zinc-plated, 5 µm, design.


MOUNTING



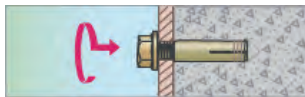
1. Drill holes with as set out in Technical data.



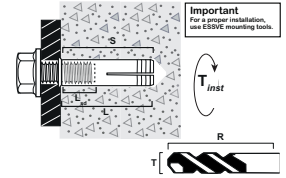
2. Blow the hole clean and push-in the drop-in anchor. For EDA-K the drilling depth is extended by 15 mm to avoid blowing clean.



3. Knock down the wedge using the ESSVE punch until mandrel collar is level with the drop-in anchor.



4. Screw on the detail using an appropriate bolt. Installation is complete.



Specification

Surface treatment	Zinc plated
Corrosion resistance class	C1
Application environment	Indoors

C1

Standard Pro Pack

Item no	Metric thread	Length	Drill bit diameter	Drill depth	Anchoring depth	Packaging	Contents
308002	M6	25 mm	8 mm	30 mm	25 mm	202	100 PCS
308004	M8	30 mm	10 mm	35 mm	30 mm	203	100 PCS
308006	M10	40 mm	12 mm	45 mm	40 mm	203	50 PCS
308008	M12	50 mm	15 mm	55 mm	50 mm	304	50 PCS
308011	M16	65 mm	20 mm	75 mm	65 mm	203	20 PCS
308012	M20	80 mm	26 mm	90 mm	80 mm	304	15 PCS

INSTALLATION TOOL



PUNCH FOR EDA/EDA-K

AREA OF USE

ESSVE Drop-in anchors EDA/EDA-K are designed to anchor in concrete and natural stone. Suitable areas of applications include temporary installation, fixing of suspended ceilings, cable trays, pipes, etc. The dimensions M8 and M10 are also ideal for fixing in hollow core elements.

DESCRIPTION

Drop-in anchors EDA/EDA-K consist of a sleeve which is threaded and tapered internally. There is a cone-shaped wedge in the sleeve. When installing the wedge is knocked down to the bottom using ESSVE Punch EDA. The lower slotted section of the drop-in anchor expands and is pressed firmly into the drill hole. Drop-in anchor EDA has a straight design and is available in bright zinc plated, 5 µm and stainless acid proof A4 designs. Drop-in anchor EDA-K is equipped with a collar and is available in bright zinc-plated, 5 µm, design.

INSTALLATION INSTRUCTIONS

It is important to use the right Punch EDA for the right dimension of Drop-in anchor EDA/EDA-K. The installation of Drop-in anchor EDA/EDA-K is correctly executed when the Punch EDA's protruding part has been driven down completely in the fixing.

Standard Pro Pack

Item no	Description	Packaging	Contents
308202	INSTALLATION TOOL EDA M6	PCE	1 PCS
308204	INSTALLATION TOOL EDA M8	PCE	1 PCS
308206	INSTALLATION TOOL EDA M10	PCE	1 PCS
308208	INSTALLATION TOOL EDA M12	PCE	1 PCS
308210	INSTALLATION TOOL EDA M16	PCE	1 PCS
308212	INSTALLATION TOOL EDA M20	PCE	1 PCS

CORROSIVITY AND SAFETY CLASS

Corrosion categories	Safety class 1	Safety class 2
C1	5 µm	5 µm
C2	A4	A4
C3-C4	A4	A4
C5	A4	A4

PRACTICAL LOAD CAPACITY AND TECHNICAL DATA

Incl. Safety factors according to the Boverket's General Guidelines 1993:1, Type approval of fixings. If necessary, and as part of our technical support, pull-out testing can be conducted for specific objects.

FOR INSTALLATION IN UNCRACKED CONCRETE ≥ C20/25

Dimensions	M6	M8	M10	M12	M16	M20	
Tension load	190	360	450	720	1190	1380	kg
Shear load	210	260	330	470	1110	1540	kg
Tension load ¹		360	430				kg
Shear load ¹		490	530				kg
Minimum Edge distance	60	80	100	120	160	200	mm
Minimum spacing	120	160	200	240	320	400	mm

¹ Applies to EDA-K for installation in Hollow core slabs HD/f

DESIGN LOAD VALUES

For calculation in accordance with Eurocode. For questions, contact ESSVE technical support.

FOR INSTALLATION IN UNCRACKED CONCRETE ≥ C20/25

Dimensions	M6	M8	M10	M12	M16	M20	
Tension load	2,6	4,9	6,1	9,8	16,1	18,6	kN
Shear load	2,9	3,6	4,5	6,4	15	20,8	kN
Tension load ¹		4,9	5,9				kN
Shear load ¹		6,6	7,2				kN
Minimum Edge distance	60	80	100	120	160	200	mm
Minimum spacing	120	160	200	240	320	400	mm

¹ Applies to EDA-K for installation in Hollow core slabs HD/f

FIRE RATING

M8 and M10 are approved for fire rating R 90 for a load of 1.0 kN. Min. installation depth of 40 mm.

PUNCH FOR EDA/EDA-K

AREA OF APPLICATION

Installation tool for ESSVE Drop-in anchors EDA/EDA-K. Punch EDA must be used to ensure the function and performance of the Drop-in anchors EDA/EDA-K.

INSTALLATION

It is important to use the right Punch EDA for the right dimension of Drop-in anchor EDA/ EDA-K. The installation of Drop-in anchor EDA/EDA-K is correctly executed when the Punch EDA's protruding part has been driven down completely in the fixing.



SETTING TOOL FOR EKD/EKD-K

AREA OF USE

Hanging of pipe routes, ventilation and other fastenings when threaded rods are required. It's possible to remove the fastener easily without leaving any protruding parts.

Standard Pro Pack			
Item no	Description	Packaging	Contents
123619	INSTALLATION TOOL EKD M6X30	PCE	1 PCS
123621	INSTALLATION TOOL EKD M8X30	PCE	1 PCS
123623	INSTALLATION TOOL EKD M8X40	PCE	1 PCS
123625	INSTALLATION TOOL EKD M10X30	PCE	1 PCS
123627	INSTALLATION TOOL EKD M10X40	PCE	1 PCS
123629	INSTALLATION TOOL EKD M12	PCE	1 PCS
123631	INSTALLATION TOOL EKD M16	PCE	1 PCS
123633	INSTALLATION TOOL EKD M20	PCE	1 PCS

DROP IN ANCHOR EKD

DROP-IN ANCHOR EKD, STAINLESS STEEL ACID PROOF A4

AREA OF USE

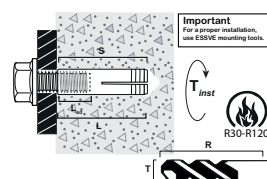
Hanging of pipe routes, ventilation or sprinkler systems, other fastenings when threaded rods are required. It's possible to remove the fastener easily without leaving any protruding parts.

DESCRIPTION

The drop-in anchor EKD is approved for load-bearing installation in non-cracked concrete and in a redundant* system for a non-structural application in cracked and non-cracked concrete. Installation must be carried out using the intended tool.

- Metric thread for mounting multiple types of fasteners
- FM approval for installation of sprinkler systems (M10-M20)
- Approved for installation of sprinkler systems according to VDS, GmbH (M8-M16)
- Fire tested in C20/25 to C50/60 concrete

* Redundant means that several fasteners together carry a load and allow one to fail, but the remaining fasteners must then be able to handle the load.



Concrete



Stone

Specification	
Main Materials	Stainless steel A4
Corrosion resistance class	C5
Application environment	Outdoors



Standard Pro Pack								
Item no	Metric thread	Length	Drill bit diameter	Drill depth	Anchoring depth	Packaging	Contents	CE
123595	M6	30 mm	8 mm	30 mm	30 mm	202	100 PCS	✓
123597	M8	30 mm	10 mm	30 mm	30 mm	203	100 PCS	✓
123601	M10	40 mm	12 mm	40 mm	40 mm	203	50 PCS	✓
123603	M12	40 mm	15 mm	50 mm	50 mm	304	50 PCS	✓
123605	M16	65 mm	20 mm	65 mm	65 mm	204	25 PCS	✓
123607	M20	80 mm	25 mm	80 mm	80 mm	PC	25 PCS	✓

Accessories		
Item no	Description	Contents
123619	INSTALLATION TOOL EKD M6X30	1 PCS
123621	INSTALLATION TOOL EKD M8X30	1 PCS
123623	INSTALLATION TOOL EKD M8X40	1 PCS
123625	INSTALLATION TOOL EKD M10X30	1 PCS
123627	INSTALLATION TOOL EKD M10X40	1 PCS
123629	INSTALLATION TOOL EKD M12	1 PCS
123631	INSTALLATION TOOL EKD M16	1 PCS
123633	INSTALLATION TOOL EKD M20	1 PCS

DROP-IN ANCHOR EKD A4

RECOMMENDED LOADS FOR STRUCTURAL INSTALLATIONS IN NON-CRACKED CONCRETE (STAINLESS STEEL A4)

For the recommended loads to be valid the installation of the anchor must be done according to the instructions. The load capacity in given below is for a single anchor without influence of adjacent anchors (distance to other anchor is higher than scr) and edge distance must be higher then ccr. For anchor groups or other design conditions (e.g. shorter distances) it is recommended to use our software ESSVE CS or contacting our technical support.

The recommended loads can be applied directly, all necessary safety factors are included in the tabulated values.

Product Dimension			M6x30 ¹⁾	M8x30 ¹⁾	M8x40	M10x40	M12x50	M16x65	M20x80
Non-cracked concrete									
Recommended tension load	C20/25 N _{rec}	[kN]	3,9	3,9	4,3	6,1	8,5	12,6	17,2
	C25/30 N _{rec}	[kN]	4,2	4,3	4,7	6,7	9,3	13,8	18,9
	C30/37 N _{rec}	[kN]	4,4	4,8	5,2	7,4	10,4	15,3	21,0
	C40/50 N _{rec}	[kN]	4,8	5,6	6,0	8,6	12,0	17,7	24,2
	C50/60 N _{rec}	[kN]	5,1	6,1	6,6	9,4	13,2	19,5	26,6
Recommended shear load	≥ C20/25 V _{rec}	[kN]	3,2	4,9	4,9	6,1	11,5	19,2	30,4
Recommended bending moment (Screw A4-70)	M _{rec}	[Nm]	5,0	11,9	11,9	23,8	42,1	106,7	207,9
Spacing and edge distance									
Effective anchorage depth	h _{ef}	[mm]	30	30	40	40	50	65	80
Characteristic spacing	Scr, N	[mm]	90	90	120	120	150	195	240
Characteristic edge distance	Ccr, N	[mm]	45	45	60	60	75	97,5	120
Minimum spacing	S _{min}	[mm]	50	60	80	100	120	150	160
Minimum edge distance	C _{min}	[mm]	80	95	95	135	165	200	260
Minimum thickness of concrete slab	h _{min}	[mm]	100	100	100	130	140	160	250
Installation parameters									
Drill hole diameter	d _o	[mm]	8	10	10	12	15	20	25
Diameter of clearance hole in the fixture	d _f	[mm]	7	9	9	12	14	18	22
Minimum drill depth	h ₀	[mm]	30	30	40	40	50	65	80
Installation torque	T _{inst, ≤}	[Nm]	4	8	8	15	35	60	120
Minimum screw-in depth	L _{sd}	[mm]	7	9	9	11	13	18	22
Maximum screw-in depth	L _{th}	[mm]	13	13	20	15	18	23	34

¹⁾ Valid only for redundant systems.

RECOMMENDED LOADS FOR NON-STRUCTURAL INSTALLATIONS IN CRACKED/NON-CRACKED CONCRETE (STAINLESS STEEL A4)

Fasteners used for redundant non-structural systems. The recommended loads can be applied directly, all necessary safety factors are included in the tabulated values. For the tables to be valid the fastener must be installed correctly according to the instruction. Additional data is found in the current ETA on our website.

Product Dimension			M6x30	M8x30	M8x40	M10x40	M12x50	M16x65	
Cracked / non-cracked concrete									
Recommended tension/shear load (C20/25 to C50/60)	F _{rec}	[kN]		1,7	2,0	2,0	2,4	6,3	
Recommended bending moment (Screw A4-70)	M _{rec}	[Nm]	5,0	11,9	11,9	23,8	42,1	106,7	
Spacing and edge distance									
Effective anchorage depth	h _{ef}	[mm]	30	30	40	40	50	65	
Characteristic spacing	Scr	[mm]	130	180	210	170	170	400	
Characteristic edge distance	Ccr	[mm]	65	90	105	85	85	200	
Minimum spacing	S _{min}	[mm]	50	60	80	100	120	150	
Minimum edge distance	C _{min}	[mm]	80	95	95	135	165	200	
Minimum thickness of concrete slab	h _{min}	[mm]	100	100	100	130	140	160	
Installation parameters									
Drill hole diameter	d _o	[mm]	8	10	10	12	15	20	
Diameter of clearance hole in the fixture	d _f	[mm]	7	9	9	12	14	18	
Minimum drill depth	h ₀	[mm]	30	30	40	40	50	65	
Installation torque	T _{inst, ≤}	[Nm]	4	8	8	15	35	60	
Minimum screw-in depth	L _{sd}	[mm]	7	9	9	11	13	18	
Maximum screw-in depth	L _{th}	[mm]	13	13	20	15	18	23	
Resistance to fire (R30 - R120)									
Recommended tension/shear load, R30	F _{rec, fire}	[kN]	0,8	0,9	1,5	1,5	1,5	4,0	
Recommended tension/shear load, R60	F _{rec, fire}	[kN]	0,8	0,9	1,5	1,5	1,5	4,0	
Recommended tension/shear load, R90	F _{rec, fire}	[kN]	0,4	0,9	0,9	1,5	1,5	3,7	
Recommended tension/shear load, R120	F _{rec, fire}	[kN]	0,3	0,5	0,5	1,0	1,2	2,4	
Characteristic spacing, fire	Scr,fi	[mm]	130	180	210	170	200	400	
Characteristic edge distance, fire	Ccr,fi	[mm]	65	90	105	85	100	200	

DROP-IN ANCHOR EKD, ZINC PLATED

AREA OF USE

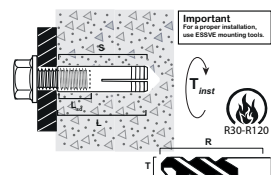
Hanging of pipe routes, ventilation and other fastenings when threaded rods are required. It's possible to remove the fastener easily without leaving any protruding parts.

DESCRIPTION

The EKD drop-in anchor is approved as an anchor in a redundant* system for a non-structural application in cracked and non-cracked concrete. Anchors with a setting depth of at least 30 mm are also approved for load-bearing installation in non-cracked concrete. Drop-in anchors with a depth of 25 mm are approved in pre-tensioned hollow core slabs. Installation must be carried out using the intended tool.

- Approved for installation in cracked concrete in a redundant system*
- Approved for load-bearing installation in non-cracked concrete
- Approved for installation in pre-tensioned hollow core slab elements in a redundant system*
- Foundation fixing that reduces the risk of impact with reinforcement
- Metric thread that allows installation of several types of fasteners
- FM approval for installation of sprinkler systems (M10-M20)
- Approved for installation of sprinkler systems in accordance with VDS, GmbH [M8-M16]
- Fire tested in C20/25 to C50/60 concrete

* Redundant means that several fasteners together carry a load and allow one to fail, but the remaining fasteners must then be able to handle the load.



Specification

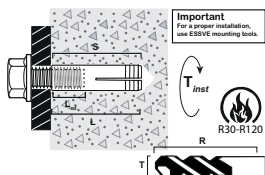
Corrosion resistance class	C1
Application environment	Indoors



Standard Pro Pack

Item no	Metric thread	Drill bit diameter	Drill depth	Packaging	Contents	CE
123583	M8	10 mm	30 mm	PC	100 PCS	✓
123585	M8	10 mm	40 mm	PC	100 PCS	✓
123587	M10	12 mm	40 mm	PC	50 PCS	✓
123589	M12	15 mm	50 mm	PC	50 PCS	✓
123591	M16	20 mm	65 mm	PC	25 PCS	✓
123593	M20	25 mm	80 mm	PC	25 PCS	✓

DROP IN ANCHOR EKD-K



DROP-IN ANCHOR EKD-K, ZINC PLATED

AREA OF USE

Hanging of pipe routes, ventilation and other fastenings when threaded rods are required. It's possible to remove the fastener easily without leaving any protruding parts.

DESCRIPTION

The drop-in anchor EKD-K is approved as a fastener in a redundant* system for a non-structural application in cracked and non-cracked concrete. Anchors with a setting depth of at least 30 mm are also approved for load-bearing installation in non-cracked concrete. Drop-in anchors with a setting depth of 25 mm are approved in pre-tensioned hollow core slabs. Installation must be carried out using the intended tool.

- Approved for installation in cracked concrete in a redundant system*
- Approved for load-bearing installation in non-cracked concrete
- Approved for installation in pre-tensioned hollow core slab elements in a redundant system*
- Foundation fixing that reduces the risk of impact with reinforcement
- Metric thread that allows installation of several types of fasteners
- FM approval for installation of sprinkler systems (M10-M20)
- Approved for installation of sprinkler systems in accordance with VDS, GmbH (M8-M16)
- Fire tested in C20/25 to C50/60 concrete

* Redundant means that several fasteners together carry a load and allow one to fail, but the remaining fasteners must then be able to handle the load.

Specification

Corrosion resistance class	C1
Application environment	Indoors



Standard Pro Pack

Item no	Metric thread	Drill depth	Packaging	Contents	CE
123609	M8	30 mm	PC	100 PCS	✓
123611	M8	40 mm	PC	100 PCS	✓
123613	M10	30 mm	PC	50 PCS	✓
123615	M10	40 mm	PC	50 PCS	✓
123617	M12	50 mm	PC	50 PCS	✓

Accessories

Item no	Description	Contents
123619	INSTALLATION TOOL EKD M6X30	1 PCS
123621	INSTALLATION TOOL EKD M8X30	1 PCS
123623	INSTALLATION TOOL EKD M8X40	1 PCS
123625	INSTALLATION TOOL EKD M10X30	1 PCS
123627	INSTALLATION TOOL EKD M10X40	1 PCS
123629	INSTALLATION TOOL EKD M12	1 PCS
123631	INSTALLATION TOOL EKD M16	1 PCS
123633	INSTALLATION TOOL EKD M20	1 PCS

DROP-IN ANCHOR EKD ZINC PLATED

RECOMMENDED LOADS FOR STRUCTURAL INSTALLATIONS IN NON-CRACKED CONCRETE (ZINC PLATED)

For the recommended loads to be valid the installation of the anchor must be done according to the instructions. The load capacity in given below is for a single anchor without influence of adjacent anchors (distance to other anchor is higher than scr) and edge distance must be higher then ccr. For anchor groups or other design conditions (e.g. shorter distances) it is recommended to use our software ESSVE CS or contacting our technical support.

The recommended loads can be applied directly, all necessary safety factors are included in the tabulated values.

Product Dimension		M8x30 ¹⁾	M8x40	M10x30 ¹⁾	M10x40	M12x50	M16x65	M20x80
Non-cracked concrete								
Recommended tension load (Screw with steel grade 5.6 to 8.8)	C20/25 N _{rec} [kN]	3,3	3,6	3,3	5,1	7,1	10,5	14,3
	C25/30 N _{rec} [kN]	3,6	3,8	3,6	5,6	7,8	11,5	15,7
	C30/37 N _{rec} [kN]	4,0	4,0	4,0	6,2	8,6	12,8	17,4
	C40/50 N _{rec} [kN]	4,7	4,4	4,7	7,2	10,0	14,9	20,3
	C50/60 N _{rec} [kN]	5,1	4,6	5,1	7,9	11,0	16,3	22,2
Recommended shear load (Screw steel grade 5.6)	≥ C20/25 V _{rec} [kN]	3,9	3,9	4,0	4,1	9,0	16,8	26,2
	≥ C20/25 V _{rec} [kN]	3,9	3,9	4,0	4,1	11,1	18,0	28,6
Recommended shear load (Screw steel grade 8.8)	≥ C20/25 V _{rec} [kN]	3,9	3,9	4,0	4,1	11,1	18,0	28,6
Recommended bending moment (Screw with steel grade 5.6)	M _{rec} [Nm]	8,1	8,1	15,8	15,8	27,8	71,0	138,6
Recommended bending moment (Screw with steel grade 5.8)	M _{rec} [Nm]	10,9	10,9	21,1	21,1	37,1	94,9	185,1
Recommended bending moment (Screw with steel grade 8.8)	M _{rec} [Nm]	17,1	17,1	33,7	34,3	60,0	152,0	296,6
Spacing and edge distance								
Effective anchorage depth	h _{ef} [mm]	30	40	30	40	50	65	80
Characteristic spacing	s _{cr, N} [mm]	90	120	90	120	150	195	240
Characteristic edge distance	c _{cr, N} [mm]	45	60	45	60	75	97,5	120
Minimum spacing	s _{min} [mm]	60	80	100	100	120	150	160
Minimum edge distance	c _{min} [mm]	95	95	115	135	165	200	260
Minimum thickness of concrete slab	h _{min} [mm]	100	100	120	120	130	160	200
Installation parameters								
Drill hole diameter	d _o [mm]	10	10	12	12	15	20	25
Diameter of clearance hole in the fixture	d _f [mm]	9	9	12	12	14	18	22
Minimum drill depth	h _o [mm]	30	40	30	40	50	65	80
Installation torque	T _{inst ≤} [Nm]	8	8	15	15	35	60	120
Minimum screw-in depth	L _{sd} [mm]	9	9	10	11	13	18	22
Maximum screw-in depth	L _{th} [mm]	13	20	12	15	18	23	34

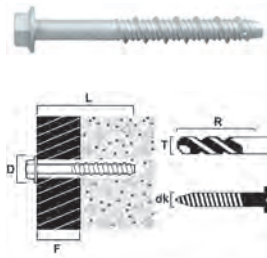
¹⁾ Valid only for redundant systems.

RECOMMENDED LOADS FOR NON-STRUCTURAL INSTALLATIONS IN CRACKED/NON-CRACKED CONCRETE (ZINC PLATED)

Fasteners used for redundant non-structural systems. The recommended loads can be applied directly, all necessary safety factors are included in the tabulated values. For the tables to be valid the fastener must be installed correctly according to the instruction. Additional data is found in the current ETA on our website.

Product Dimension		M8x30	M8x40	M10x30	M10x40	M12x50	M16x65	
Cracked / non-cracked concrete								
Recommended tension/shear load (C20/25 till C50/60)	F _{rec} [kN]	1,7	2,0	2,0	2,0	2,4	6,3	
	M _{rec} [Nm]	6,4	6,4	12,8	12,8	22,2	56,9	
	M _{rec} [Nm]	8,1	8,1	15,8	15,8	27,8	71,0	
	M _{rec} [Nm]	10,9	10,9	21,1	21,1	37,1	94,9	
	M _{rec} [Nm]	17,1	17,1	33,7	34,3	60,0	152,0	
Spacing and edge distance								
Effective anchorage depth	h _{ef} [mm]	30	40	30	40	50	65	
Characteristic spacing	s _{cr} [mm]	180	210	230	170	170	400	
Characteristic edge distance	c _{cr} [mm]	90	105	115	85	85	200	
Minimum spacing	s _{min} [mm]	60	80	100	100	120	150	
Minimum edge distance	c _{min} [mm]	95	95	115	135	165	200	
Minimum thickness of concrete slab	h _{min} [mm]	100	100	120	120	130	160	
Installation parameters								
Drill hole diameter	d _o [mm]	10	10	12	12	15	20	
Diameter of clearance hole in the fixture	d _f [mm]	9	9	12	12	14	18	
Minimum drill depth	h _o [mm]	30	40	30	40	50	65	
Installation torque	T _{inst ≤} [Nm]	8	8	15	15	35	60	
Minimum screw-in depth	L _{sd} [mm]	9	9	10	11	13	18	
Maximum screw-in depth	L _{th} [mm]	13	20	12	15	18	23	
Resistance to fire (C20/25 to C50/60)								
(for screw ≥ 4.8)	Recommended tension/shear load, R30	F _{rec, fire} [kN]	0,9	1,1	0,9	1,5	1,5	4,0
	Recommended tension/shear load, R60	F _{rec, fire} [kN]	0,9	0,9	0,9	1,5	1,5	4,0
	Recommended tension/shear load, R90	F _{rec, fire} [kN]	0,6	0,6	0,9	1,1	1,5	3,0
	Recommended tension/shear load, R120	F _{rec, fire} [kN]	0,5	0,5	0,7	0,9	1,2	2,4
(for screw ≥ 5.6)	Recommended tension/shear load, R30	F _{rec, fire} [kN]	0,9	1,5	0,9	1,5	1,5	4,0
	Recommended tension/shear load, R60	F _{rec, fire} [kN]	0,9	1,5	0,9	1,5	1,5	4,0
	Recommended tension/shear load, R90	F _{rec, fire} [kN]	0,9	0,9	0,9	1,5	1,5	3,7
	Recommended tension/shear load, R120	F _{rec, fire} [kN]	0,5	0,5	0,7	1,0	1,2	2,4
Characteristic spacing, fire	s _{cr, fi} [mm]	180	210	170	170	200	400	
Characteristic edge distance, fire	c _{cr, fi} [mm]	90	105	85	85	100	200	

CONCRETE SCREW EUS



Concrete

CONCRETE SCREW, EUS-HF HEX HEAD WITH FLANGE, RUSPERT

AREA OF USE

ESSVE concrete screw EUS is a high-quality concrete screw designed for installation where high safety assembly is required, e.g. balcony railings, fall protection, steel plates, etc. It is CE-marked through an ETA (Option 1) and approved for use in both cracked and uncracked concrete.


DESCRIPTION

The screw has a strong induction hardened tip that easily cuts thread in soft and hard concrete (C20/25 - C50/60). The body of the screw is more ductile to accommodate for installations that are slightly non-perpendicular. The Hi-Low thread provides very good load values and facilitates the assembly.

The Ruspert surface treatment gives a minimum of 15 years lifetime in corrosivity category C3. Which corresponds to installation in outdoor areas with moderate amount of air pollutants, such as urban areas and light industrialized areas according to ISO 9223. According to Eurocode-guidelines [EN 1992-4] stainless steel concrete screws should be used in outdoor and permanently damp indoor environments to obtain a minimum 50 year lifetime.

INSTALLATION INSTRUCTIONS

When assembling, impact screwdrivers are recommended. The concrete screw does not require a preload torque to ensure the fixing (such as e.g. wedge anchors) The final torque applied should not be larger than what is required to mount the detail. Avoid over-tightening. Further information of the installation is included in the ETA.



Step 1: Drill
Choose drill dimension according to Technical data



Step 2: Clean
Clean with a blow-out pump all the way to the bottom of the drill hole



Step 3: Install
Use impact screwdriver with maximum torque T_{imp} , alternatively a torque wrench with maximum torque T_{inst} according to Technical data



Step 4: Finished

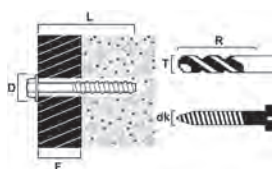
Specification

Surface treatment	Ruspert
Corrosion resistance class	C3
Application environment	Outdoors



Standard Pro Pack

Item no	Diameter	Length	Diameter of head	Fixture thickness	Drill bit diameter	Drill depth	Anchoring depth	Socket	Packaging	Contents	CE
105701	7,5 mm	60 mm	14,2 mm	5 mm	6 mm	65 mm	55 mm	10 mm	204	100 PCS	✓
105703	7,5 mm	80 mm	14,2 mm	25 mm	6 mm	65 mm	55 mm	10 mm	304	100 PCS	✓
105705	7,5 mm	100 mm	14,2 mm	45 mm	6 mm	65 mm	55 mm	10 mm	304	100 PCS	✓
105707	10,5 mm	75 mm	18 mm	15 mm	8 mm	70 mm	60 mm	13 mm	304	50 PCS	✓
105709	10,5 mm	90 mm	18 mm	30 mm	8 mm	70 mm	60 mm	13 mm	203	25 PCS	✓
105711	10,5 mm	110 mm	18 mm	50 mm	8 mm	70 mm	60 mm	13 mm	204	25 PCS	✓
105713	12,5 mm	85 mm	22 mm	15 mm	10 mm	85 mm	70 mm	15 mm	204	25 PCS	✓
105715	12,5 mm	100 mm	22 mm	30 mm	10 mm	85 mm	70 mm	15 mm	204	25 PCS	✓
105717	12,5 mm	120 mm	22 mm	50 mm	10 mm	85 mm	70 mm	15 mm	304	25 PCS	✓
105719	16,5 mm	115 mm	31 mm	5 mm	14 mm	130 mm	110 mm	18 mm	204	10 PCS	✓



Concrete

CONCRETE SCREW EUS-HF, HEX HEAD WITH FLANGE, ZINC PLATED

AREA OF USE

ESSVE concrete screw EUS is a high-quality concrete screw designed for installation where high safety assembly is required, e.g. balcony railings, fall protection, steel plates, etc. It is CE-marked through an ETA (Option 1) and approved for use in both cracked and uncracked concrete.

DESCRIPTION

The screw has a strong induction hardened tip that easily cuts thread in soft and hard concrete (C20/25 - C50/60). The body of the screw is more ductile to accommodate for installations that are slightly non-perpendicular. The Hi-Low thread provides very good load values and facilitates the assembly.

Electroplated zinc surface treatment is suitable for dry indoor environment to obtain a minimum 50 year lifetime.

INSTALLATION INSTRUCTIONS

When assembling, impact screwdrivers are recommended. The concrete screw does not require a preload torque to ensure the fixing (such as e.g. wedge anchors) The final torque applied should not be larger than what is required to mount the detail. Avoid over-tightening.

Specification

Surface treatment	Zinc plated
Corrosion resistance class	C1
Application environment	Indoors



Standard Pro Pack

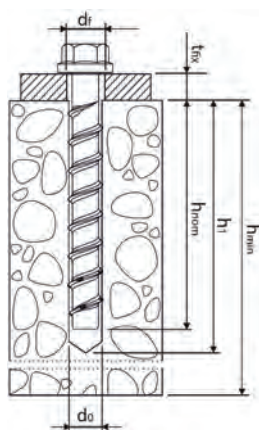
Item no	Diameter	Length	Diameter of head	Fixture thickness	Drill bit diameter	Drill depth	Anchoring depth	Socket	Packaging	Contents	CE
105901	10,5 mm	75 mm	18 mm	15 mm	8 mm	70 mm	60 mm	13 mm	304	50 PCS	✓
105903	10,5 mm	90 mm	18 mm	30 mm	8 mm	70 mm	60 mm	13 mm	203	25 PCS	✓
105905	10,5 mm	110 mm	18 mm	50 mm	8 mm	70 mm	60 mm	13 mm	204	25 PCS	✓
105907	10,5 mm	130 mm	18 mm	70 mm	8 mm	70 mm	60 mm	13 mm	204	25 PCS	✓
105909	12,5 mm	85 mm	22 mm	15 mm	10 mm	85 mm	70 mm	15 mm	204	25 PCS	✓
105911	12,5 mm	100 mm	22 mm	30 mm	10 mm	85 mm	70 mm	15 mm	204	25 PCS	✓
105913	12,5 mm	120 mm	22 mm	50 mm	10 mm	85 mm	70 mm	15 mm	304	25 PCS	✓
105915	16,5 mm	115 mm	31 mm	5 mm	14 mm	130 mm	110 mm	18 mm	204	10 PCS	✓

CONCRETE SCREW EUS, CARBON STEEL WITH SURFACE TREATMENT

TECHNICAL DATA

Basic technical data, more details are given in the ETA-document.

Product dimension		EUS 7,5(6)	EUS 10,5(8)	EUS 12,5(10)	EUS 16,5(14)
Minimum concrete thickness	h_{\min} (mm)	100	100	105	175
Drill bit diameter	d_0 (mm)	6	8	10	14
Depth of drill hole	h_1 (mm)	65	70	85	130
Embedment depth (nominal)	h_{nom} (mm)	55	60	70	110
Fixture thickness	t_{fix} (mm)	Screw length - h_{nom}			
Diameter of hole in fixture	d_f (mm)	9	12	14	18
Maximum torque, torque wrench	T_{inst} (Nm)	20	50	80	120
Maximum torque, impact screw driver	T_{imp} (Nm)	250			
Minimum spacing distance	s_{\min} (mm)	45	50	60	100
Minimum edge distance	c_{\min} (mm)	45	50	60	100



CONCRETE SCREW EUS, CARBON STEEL WITH SURFACE TREATMENT

LOAD CAPACITY FOR CRAFTSMEN

LOAD CAPACITY - GENERAL CONDITIONS

The load capacity in given below is for a single anchor (without influence of adjacent anchors), that is subjected to a pure tension or shear load, where spacing distance s to another anchor, edge distance c and concrete thickness h is given in the respective tables. For anchor groups or other design conditions it is recommended that you contact our technical support.

The recommended loads can be applied directly, all necessary safety factors are included in the tabulated values.

RECOMMENDED TENSION LOAD IN CRACKED AND UNCRACKED CONCRETE

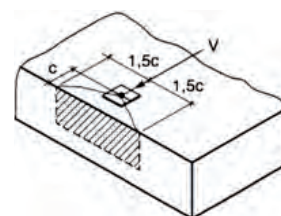
Embedment depth according to Technical data.

Product dimension			EUS 7,5(6)	EUS 10,5(8)	EUS 12,5(10)	EUS 16,5(14)
Concrete thickness	h	(mm)	100	100	105	175
Spacing distance to other anchor	s	(mm)	126	135	177	292
Edge distance	c	(mm)	63	67	88	146
Tension, uncracked concrete C20/25	N_{rec}	(kg)	360	485	645	1395
Tension, uncracked concrete C50/60	N_{rec}	(kg)	560	750	880	2160
Tension, cracked concrete C20/25	N_{rec}	(kg)	240	360	460	995
Tension, cracked concrete C50/60	N_{rec}	(kg)	375	560	525	1540

RECOMMENDED SHEAR LOAD IN CRACKED AND UNCRACKED CONCRETE

Embedment depth according to Technical data.

Product dimension			EUS 7,5(6)	EUS 10,5(8)	EUS 12,5(10)	EUS 16,5(14)
Concrete thickness	h	(mm)	100	100	105	175
Edge distance	c	(mm)	45	50	60	100
Shear, uncracked concrete C20/25	V_{rec}	(kg)	270	325	440	1005
Shear, uncracked concrete C50/60	V_{rec}	(kg)	420	505	685	1 555
Shear, cracked concrete C20/25	V_{rec}	(kg)	190	230	310	710
Shear, cracked concrete C50/60	V_{rec}	(kg)	295	355	485	1 100



Higher load capacity in the shear-direction is obtained if the anchor can be installed further from the edge, for example:

Product dimension			EUS 7,5(6)	EUS 10,5(8)	EUS 12,5(10)	EUS 16,5(14)
Concrete thickness	h	(mm)	100	100	105	175
Edge distance	c	(mm)	70	110	235	300
Shear, uncracked concrete C20/25	V_{rec}	(kg)	455	740	1570	2760

CONCRETE SCREW EUS, CARBON STEEL WITH SURFACE TREATMENT

LOAD CAPACITY FOR ENGINEERS

LOAD CAPACITY - GENERAL CONDITIONS

The load capacity in given below is for a single anchor (without influence of adjacent anchors), that is subjected to a pure tension or shear load, where spacing distance s to another anchor, edge distance c and concrete thickness h is given in the respective tables. For anchor groups or other design conditions it is recommended to use our software ESSVE CS or contacting our technical support.

The difference between the Design resistance (N_{Rd} , V_{Rd}) and the Recommended loads (N_{rec} , V_{rec}) is that the recommended loads have an assumed load factor of $\gamma = 1.4$. This factor is typically determined by an engineer by using the standard EN 1990.

DESIGN RESISTANCE, TENSION IN CRACKED AND UNCRACKED CONCRETE

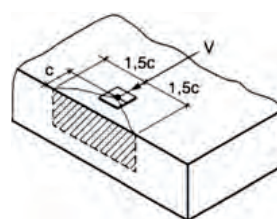
Embedment depth according to Technical data. Calculation of the load capacity is based on the distances $s = s_{cr}$, $c = c_{cr}$ och $h = h_{min}$ according to ETA-18/1064.

Product dimension			EUS 7,5(6)	EUS 10,5(8)	EUS 12,5(10)	EUS 16,5(14)
Concrete thickness	h	(mm)	100	100	105	175
Spacing distance to other anchor	s	(mm)	126	135	177	292
Edge distance	c	(mm)	63	67	88	146
Tension, uncracked concrete C20/25	N_{Rd}	(kN)	5.0	6.7	8.9	19.2
Tension, uncracked concrete C50/60	N_{Rd}	(kN)	7.8	10.3	12.1	29.7
Tension, cracked concrete C20/25	N_{Rd}	(kN)	3.3	5.0	6.4	13.7
Tension, cracked concrete C50/60	N_{Rd}	(kN)	5.2	7.8	7.3	21.2

DESIGN RESISTANCE, SHEAR IN CRACKED AND UNCRACKED CONCRETE

Embedment depth according to Technical data. Calculation of the load capacity is based on the distances $c = c_{min}$ och $h = h_{min}$ according to ETA-18/1064.

Product dimension			EUS 7,5(6)	EUS 10,5(8)	EUS 12,5(10)	EUS 16,5(14)
Concrete thickness	h	(mm)	100	100	105	175
Edge distance	c	(mm)	45	50	60	100
Shear, uncracked concrete C20/25	V_{Rd}	(kN)	3.7	4.5	6.1	13.8
Shear, uncracked concrete C50/60	V_{Rd}	(kN)	5.8	6.9	9.4	21.4
Shear, cracked concrete C20/25	V_{Rd}	(kN)	2.6	3.2	4.3	9.8
Shear, cracked concrete C50/60	V_{Rd}	(kN)	4.1	4.9	6.7	15.1



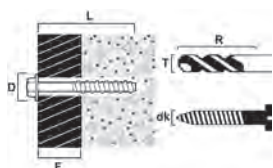
Higher load capacity in the shear-direction is obtained if the anchor can be installed further from the edge, for example:

Product dimension			EUS 7,5(6)	EUS 10,5(8)	EUS 12,5(10)	EUS 16,5(14)
Concrete thickness	h	(mm)	100	100	105	175
Edge distance	c	(mm)	70	110	235	300
Shear, uncracked concrete C20/25	V_{Rd}	(kN)	6.3	10.2	21.6	37.9

All information in this document is given in accordance with known facts and information at the time of writing. The information is subject to change without further notification. The document is updated continuously in conjunction with regular revision or in the event of major-specific technical changes.

All advice given by ESSVE should only be seen as guidance and does not mean that ESSVE can be held responsible for the advice provided. It is always the customer's own responsibility to decide on the choice of product, usage, application, etc. The supplier's advice is only a part of the customer's basis for decision making.

CONCRETE SCREW EUSA4



Concrete

CONCRETE SCREW EUSA4-HF, HEX HEAD WITH FLANGE, STAINLESS STEEL A4

AREA OF USE

ESSVE concrete screw EUSA4 is a high-quality concrete screw designed for installation where high safety assembly is required, e.g. balcony railings, fall protection, steel plates, etc. It is CE-marked through an ETA (Option 1) and approved for use in both cracked and uncracked concrete. In addition, the ETA permits adjustment of the installation with shims.

DESCRIPTION

Stainless steel A4 permits installation in aggressive environments, both in industry and near oceans. According to Eurocode guidelines (EN 1992-4), stainless steel fasteners should be used in outdoor environments and permanent moist indoor environments to obtain a minimum working life of 50 years.

The outer thread at the screw tip has welded carbide inserts that easily cuts thread in soft and hard concrete (C20/25 - C50/60).

INSTALLATION INSTRUCTIONS

When assembling, impact screwdrivers are recommended. The concrete screw does not require a preload torque to ensure the fixing (such as e.g. wedge anchors) The final torque applied should not be larger than what is required to mount the detail. Avoid over-tightening. Further information of the installation is included in the ETA.

Specification

Main Materials	Stainless steel A4
Corrosion resistance class	C5
Application environment	Outdoors



Standard Pro Pack

Item no	Diameter	Length	Diameter of head	Fixture thickness	Drill bit diameter	Drill depth	Anchoring depth	Socket	Packaging	Contents	CE
105810	10,5 mm	70 mm	16 mm	25/15/5 mm	8 mm	55/65/75 mm	45/55/65 mm	13 mm	203	25 PCS	✓
105815	10,5 mm	80 mm	16 mm	35/25/15 mm	8 mm	55/65/75 mm	45/55/65 mm	13 mm	203	25 PCS	✓
105820	12,5 mm	90 mm	20 mm	35/15/5 mm	10 mm	75/95/110 mm	55/75/85 mm	13 mm	204	25 PCS	✓
105825	12,5 mm	100 mm	20 mm	45/25/15 mm	10 mm	75/95/110 mm	55/75/85 mm	13 mm	204	25 PCS	✓

CONCRETE SCREW EUSA4-C, COUNTERSUNK HEAD, STAINLESS STEEL A4

AREA OF USE

ESSVE concrete screw EUSA4 is a high-quality concrete screw designed for installation where high safety assembly is required, e.g. balcony railings, fall protection, steel plates, etc. It is CE-marked through an ETA (Option 1) and approved for use in both cracked and uncracked concrete. The ETA includes resistance to fire (R30-R120). In addition, the ETA permits adjustment of the installation with shims.

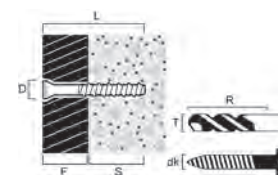
DESCRIPTION

Stainless steel A4 permits installation in aggressive environments, both in industry and near oceans. According to Eurocode guidelines (EN 1992-4), stainless steel fasteners should be used in outdoor environments and permanent moist indoor environments to obtain a minimum working life of 50 years.

The outer thread at the screw tip has welded carbide inserts that easily cuts thread in soft and hard concrete (C20/25 - C50/60).

INSTALLATION INSTRUCTIONS

When assembling, impact screwdrivers are recommended. The concrete screw does not require a preload torque to ensure the fixing (such as e.g. wedge anchors) The final torque applied should not be larger than what is required to mount the detail. Avoid over-tightening. Further information of the installation is included in the ETA. A 10 mm adjustment of the installation is permitted. The embedment depth of the screw after adjustment needs to be equal to h_{nom} or deeper.



Concrete

Specification

Main Materials	Stainless steel A4
Corrosion resistance class	C5
Application environment	Outdoors/Close to coast



Standard Pro Pack

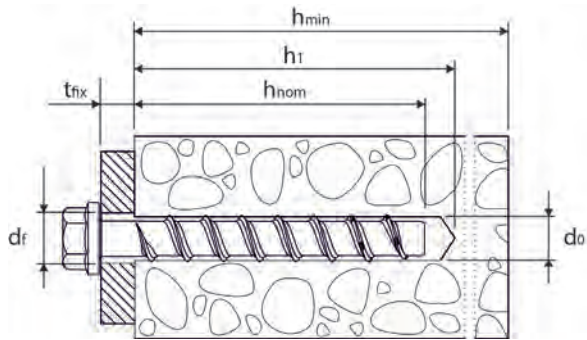
Item no	Diameter	Length	Diameter of head	Thread length	Fixture thickness	Drill bit diameter	Drill depth	Anchoring depth	Type of bits	Packaging	Contents	CE
10000273	7,5 mm	65 mm	13 mm	45 mm	25/10 mm	6 mm	45/60 mm	40/55 mm	TX30	203	60 PCS	✓
10000274	7,5 mm	85 mm	13 mm	45 mm	45/30 mm	6 mm	45/60 mm	40/55 mm	TX30	203	60 PCS	✓
10000275	7,5 mm	105 mm	13 mm	45 mm	65/50 mm	6 mm	45/60 mm	40/55 mm	TX30	203	50 PCS	✓
105830	10,5 mm	80 mm	19,5 mm	55 mm	35/25/15 mm	8 mm	55/65/75 mm	45/55/65 mm	TX40	203	25 PCS	✓
105835	12,5 mm	90 mm	21,5 mm	75 mm	35/15/5 mm	10 mm	65/85/95 mm	55/75/85 mm	TX40	204	25 PCS	✓

CONCRETE SCREW EUSA4 STAINLESS STEEL A4

TECHNICAL DATA

Basic technical data, more details are given in the ETA-document.

Product dimension		EUSA4 10,5(8)			EUSA4 12,5(10)		
Minimum concrete thickness	h_{min} (mm)	100	100	120	100	130	130
Drill bit diameter	d_0 (mm)		8			10	
Depth of drill hole	h_1 (mm)	55	65	75	65	85	95
Embedment depth (nominal)	h_{nom} (mm)	45	55	65	55	75	85
Fixture thickness	t_{fix} (mm)			LENGTH - h_{nom}			
Diameter of hole in fixture	d_f (mm)		12			14	
Minimum spacing distance	s_{min} (mm)	40	50			50	
Minimum edge distance	c_{min} (mm)	40	50			50	



CONCRETE SCREW EUSA4 STAINLESS STEEL A4

LOAD CAPACITY FOR CRAFTSMEN

LOAD CAPACITY - GENERAL CONDITIONS

The load capacity in given below is for a single anchor (without influence of adjacent anchors), that is subjected to a pure tension or shear load, where spacing distance s to another anchor, edge distance c and concrete thickness h is given in the respective tables. For anchor groups or other design conditions it is recommended to use our software ESSVE CS or contacting our technical support.

The recommended loads can be applied directly, all necessary safety factors are included in the tabulated values.

RECOMMENDED TENSION LOAD IN CRACKED AND UNCRACKED CONCRETE

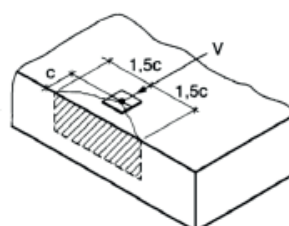
Embedment depth according to Technical data. Calculation of the load capacity is based on the distances $s = s_{cr}$, $c = c_{cr}$ and $h = h_{min}$ according to ETA-18/1138.

Product dimension			EUSA4 10,5(8)			EUSA4 12,5(10)		
Concrete thickness	h	(mm)	100	100	120	100	130	130
Spacing distance to other anchor	s	(mm)	120	140	150	140	180	210
Edge distance	c	(mm)	60	70	75	70	90	105
Tension, uncracked concrete c20/25	N_{rec}	(kg)	360	580	775	580	970	1210
Tension, uncracked concrete c50/60	N_{rec}	(kg)	560	900	1200	900	1505	1880
Tension, cracked concrete c20/25	N_{rec}	(kg)	240	290	580	435	810	980
Tension, cracked concrete c50/60	N_{rec}	(kg)	375	450	900	675	1255	1515

RECOMMENDED SHEAR LOAD IN CRACKED AND UNCRACKED CONCRETE

Embedment depth according to Technical data. Calculation of the load capacity is based on the distances $c = c_{min}$ and $h = h_{min}$ according to ETA-18/1138.

Product dimension			EUSA4 10,5(8)			EUSA4 12,5(10)		
Concrete thickness	h	(mm)	100	100	120	100	130	130
Edge distance	c	(mm)	40	50	50	50	50	50
Shear, uncracked concrete c20/25	V_{rec}	(kg)	230	295	330	305	355	365
Shear, uncracked concrete c50/60	V_{rec}	(kg)	355	455	515	470	550	565
Shear, cracked concrete c20/25	V_{rec}	(kg)	160	210	235	215	250	255
Shear, cracked concrete c50/60	V_{rec}	(kg)	250	325	365	335	390	400



Higher load capacity in the shear-direction is obtained if the anchor can be installed further from the edge, for example:

Product Dimension			EUSA4 10,5(8)			EUSA4 12,5(10)		
Concrete Thickness	h	(mm)	100	100	120	100	130	130
Edge Distance	c	(mm)	75	105	125	215	265	265
Shear, uncracked concrete c20/25	V_{rec}	(kg)	505	690	915	1380	1980	1980

CONCRETE SCREW EUSA4 STAINLESS STEEL A4

LOAD CAPACITY FOR ENGINEERS

LOAD CAPACITY - GENERAL CONDITIONS

The load capacity is given below for a single anchor (without influence of adjacent anchors), that is subjected to a pure tension or shear load, where spacing distance s to another anchor, edge distance c and concrete thickness h is given in the respective tables. For anchor groups or other design conditions it is recommended to use our software ESSVE CS or contacting our technical support.

The difference between the Design resistance (N_{Rd} , V_{Rd}) and the Recommended loads (N_{rec} , V_{rec}) is that the recommended loads have an assumed load factor of $\gamma = 1.4$. This factor is typically determined by an engineer by using the standard EN 1990.

DESIGN RESISTANCE, TENSION IN CRACKED AND UNCRACKED CONCRETE

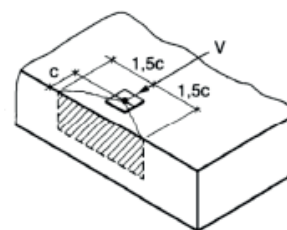
Embedment depth according to Technical data. Calculation of the load capacity is based on the distances $s = s_{cr}$, $c = c_{cr}$ and $h = h_{min}$ according to ETA-18/1138.

Product dimension	EUSA4 10,5(8)				EUSA4 12,5(10)			
Concrete thickness	h	(mm)	100	100	120	100	130	130
Spacing distance to other anchor	s	(mm)	120	140	150	140	180	210
Edge distance	c	(mm)	60	70	75	70	90	105
Tension, uncracked concrete c20/25	N_{Rd}	(kN)	5.0	8.0	10.7	8.0	13.3	16.7
Tension, uncracked concrete c50/60	N_{Rd}	(kN)	7.8	12.4	16.5	12.4	20.7	25.8
Tension, cracked concrete c20/25	N_{Rd}	(kN)	3.3	4.0	8.0	6.0	11.2	13.5
Tension, cracked concrete c50/60	N_{Rd}	(kN)	5.2	6.2	12.4	9.3	17.3	20.8

DESIGN RESISTANCE, SHEAR IN CRACKED AND UNCRACKED CONCRETE

Embedment depth according to Technical data. Calculation of the load capacity is based on the distances $c = c_{min}$ and $h = h_{min}$ according to ETA-18/1138.

Product dimension	EUSA4 10,5(8)				EUSA4 12,5(10)			
Concrete thickness	h	(mm)	100	100	120	100	130	130
Edge distance	c	(mm)	40	50	50	50	50	50
Shear, uncracked concrete c20/25	V_{Rd}	(kN)	3.2	4.1	4.6	4.2	4.9	5.0
Shear, uncracked concrete c50/60	V_{Rd}	(kN)	4.9	6.3	7.1	6.5	7.6	7.8
Shear, cracked concrete c20/25	V_{Rd}	(kN)	2.3	2.9	3.3	3.0	3.5	3.6
Shear, cracked concrete c50/60	V_{Rd}	(kN)	3.5	4.5	5.0	4.6	5.4	5.5



Higher load capacity in the shear-direction is obtained if the anchor can be installed further from the edge, for example:

Product dimension	EUSA4 10,5(8)				EUSA4 12,5(10)			
Concrete thickness	h	(mm)	100	100	120	100	130	130
Edge distance	c	(mm)	75	105	125	215	265	265
Shear, uncracked concrete c20/25	V_{Rd}	(kN)	7.0	9.5	12.6	19.0	27.2	27.2

All information in this document is given in accordance with known facts and information at the time of writing. The information is subject to change without further notification. The document is updated continuously in conjunction with regular revision or in the event of major-specific technical changes.

All advice given by ESSVE should only be seen as guidance and does not mean that ESSVE can be held responsible for the advice provided. It is always the customer's own responsibility to decide on the choice of product, usage, application, etc. The supplier's advice is only a part of the customer's basis for decision making.

CONCRETE SCREW ECS

CONCRETE SCREW ECS-C PARTIALLY THREADED, BRIGHT ZINC PLATED

AREA OF USE

ESSVE Concrete Screw ECS is an affordable concrete screw for simpler applications where the assembly does not require e.g. ETA approval.

DESCRIPTION

A through-hardened concrete screw that is installed directly into a pre-drilled hole, without a plug. It has a so-called hi-low thread that provide good load capacity and facilitates assembly.

Electro zinc plated surface treatment is suitable for indoor use in corrosivity category C1. According to ISO 9223 typical environments that correspond to corrosivity category C1 are heated spaces with low humidity and insignificant pollution e.g. offices, shops, schools, hotels.

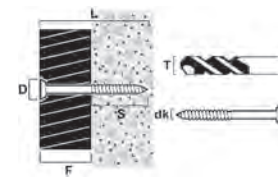
INSTALLATION INSTRUCTIONS

When mounting, an impact screwdriver is recommended. See installation instructions.

The concrete screw does not require a preload torque to ensure the fixing, which means that when the screw has reached the surface, all additional tightening must be avoided. The final torque applied shall not be greater than that required to hold what is to be fixed in place. The tightening torque specified is the maximum torque, not to be confused with other products that require a preload torque (e.g. wedge anchors).

Concrete screw ECS is through-hardened and therefore sensitive to mounting that is not perpendicular. The drill hole shall be 90 degrees to the substrate.

Concrete screw ECS has no requirement for drill hole cleaning before installation, however the hole must be deep enough that the correct setting depth is reached even with the extra dust that remains in the hole.



Specification

Surface treatment	Zinc plated
Corrosion resistance class	C2 indoor
Application environment	Outdoors



Standard Pro Pack

Item no	Diameter	Length	Diameter of head	Thread length	Fixture thickness	Drill bit diameter	Drill depth	Anchoring depth	Type of bits	Packaging	Contents
105270	7,5 mm	92 mm	12 mm	42 mm	57/42 mm	6 mm	45/60 mm	35/50 mm	TX30	304	100 PCS

Accessories

Item no	Description	Contents
225014	SDS PLUS HAMMER DRILL BIT 6,0X200/260	1 PCS
225100	SDS PLUS HAMMER DRILL BIT 6,0X250/310	1 PCS



Concrete



Hollow-core



Stone

CONCRETE SCREW ECS-C, COUNTERSUNK HEAD, CORRSEAL

AREA OF USE

ESSVE ECS Concrete Screw is an affordable concrete screw for simpler applications where the assembly does not require e.g. ETA approval.

DESCRIPTION

A through-hardened concrete screw that is installed directly into a pre-drilled hole, without a plug. It has a so-called hi-low thread that provide good load capacity and facilitates assembly.

The CorrSeal surface treatment gives a minimum lifetime of 15 years in outdoor environments in corrosivity category C4 according to Swedish national type approval. According to ISO 9223 corrosivity category C4 corresponds to outdoor installation with high amounts of air pollution or moderate amount of salt, e.g. industrial and coastal areas.

INSTALLATION INSTRUCTIONS

When mounting, an impact screwdriver is recommended. See installation instructions.

The concrete screw does not require a preload torque to ensure the fixing, which means that when the screw has reached the surface, all additional tightening must be avoided. The final torque applied shall not be greater than that required to hold what is to be fixed in place. The tightening torque specified is the maximum torque, not to be confused with other products that require a preload torque (e.g. wedge anchors).


Concrete screw ECS is through-hardened and therefore sensitive to mounting that is not perpendicular. The drill hole shall be 90 degrees to the substrate.

Concrete screw ECS has no requirement for drill hole cleaning before installation, however the hole must be deep enough that the correct setting depth is reached even with the extra dust that remains in the hole.

MOUNTING



1. Drill a hole. Roughly clean the drill hole from drill cuttings by moving the hammer drill back and forth 2-3 times.



2. Tighten the screw with a TX drive/bits or sleeve. An impact screw driver is recommended for dimensions 6.3 and 7.5 mm. An impact wrench is recommended for dimensions 10.5 and 16.5 mm.



3. The installation is finished.

Specification

Surface treatment	CorrSeal
Corrosion resistance class	C4
Application environment	Outdoors



Standard Pro Pack

Item no	Diameter	Length	Diameter of head	Fixture thickness	Drill bit diameter	Drill depth	Anchoring depth	Type of bits	Packaging	Contents
105456	7,5 mm	72 mm	12 mm	7 mm	6 mm	45 mm	35 mm	TX30	304	100 PCS
105457	7,5 mm	92 mm	12 mm	57/42 mm	6 mm	45/60 mm	35/50 mm	TX30	304	100 PCS
105458	7,5 mm	112 mm	12 mm	77/62 mm	6 mm	45/60 mm	35/50 mm	TX30	204	50 PCS
105459	7,5 mm	132 mm	12 mm	97/82 mm	6 mm	45/60 mm	35/50 mm	TX30	204	50 PCS

Accessories

Item no	Description	Contents
225014	SDS PLUS HAMMER DRILL BIT 6,0X200/260	1 PCS
225100	SDS PLUS HAMMER DRILL BIT 6,0X250/310	1 PCS

CONCRETE SCREW ECS-C, COUNTERSUNK HEAD, BRIGHT ZINC PLATED

AREA OF USE

ESSVE Concrete Screw ECS is an affordable concrete screw for simpler applications where the assembly does not require e.g. ETA approval.

DESCRIPTION

A through-hardened concrete screw that is installed directly into a pre-drilled hole, without a plug. It has a so-called hi-low thread that provide good load capacity and facilitates assembly.

Electro zinc plated surface treatment is suitable for indoor use in corrosivity category C1. According to ISO 9223 typical environments that correspond to corrosivity category C1 are heated spaces with low humidity and insignificant pollution e.g. offices, shops, schools, hotels.

INSTALLATION INSTRUCTIONS

When mounting, an impact screwdriver is recommended. See installation instructions.

The concrete screw does not require a preload torque to ensure the fixing, which means that when the screw has reached the surface, all additional tightening must be avoided. The final torque applied shall not be greater than that required to hold what is to be fixed in place. The tightening torque specified is the maximum torque, not to be confused with other products that require a preload torque (e.g. wedge anchors).

Concrete screw ECS is through-hardened and therefore sensitive to mounting that is not perpendicular. The drill hole shall be 90 degrees to the substrate.

Concrete screw ECS has no requirement for drill hole cleaning before installation, however the hole must be deep enough that the correct setting depth is reached even with the extra dust that remains in the hole.

MOUNTING



1. Drill a hole. Roughly clean the drill hole from drill cuttings by moving the hammer drill back and forth 2-3 times.



2. Tighten the screw with a TX drive/bits or sleeve. An impact screw driver is recommended for dimensions 6.3 and 7.5 mm. An impact wrench is recommended for dimensions 10.5 and 16.5 mm.



3. The installation is finished.



Concrete



Hollow-core



Stone

Specification

Surface treatment	Zinc plated
Corrosion resistance class	C1
Application environment	Indoors

C1

Standard Pro Pack										
Item no	Diameter	Length	Diameter of head	Fixture thickness	Drill bit diameter	Drill depth	Anchoring depth	Type of bits	Packaging	Contents
105255	7,5 mm	42 mm	12 mm	7 mm	6 mm	45 mm	35 mm	TX30	203	100 PCS
105256	7,5 mm	72 mm	12 mm	37/22 mm	6 mm	45/60 mm	35/50 mm	TX30	304	100 PCS
105257	7,5 mm	92 mm	12 mm	57/42 mm	6 mm	45/60 mm	35/50 mm	TX30	304	100 PCS
105258	7,5 mm	112 mm	12 mm	77/62 mm	6 mm	45/60 mm	35/50 mm	TX30	204	50 PCS
105259	7,5 mm	132 mm	12 mm	97/82 mm	6 mm	45/60 mm	35/50 mm	TX30	204	50 PCS
105262	7,5 mm	152 mm	12 mm	117/102 mm	6 mm	45/60 mm	35/50 mm	TX30	204	50 PCS
105263	7,5 mm	172 mm	12 mm	137/122 mm	6 mm	45/60 mm	35/50 mm	TX30	206	50 PCS
105264	7,5 mm	192 mm	12 mm	157/142 mm	6 mm	45/60 mm	35/50 mm	TX30	206	50 PCS

Small Pack										
Item no	Diameter	Length	Diameter of head	Fixture thickness	Drill bit diameter	Drill depth	Anchoring depth	Type of bits	Packaging	Contents
415800	7,5 mm	72 mm	12 mm	37/22 mm	6 mm	45/60 mm	35/50 mm	TX30	PC	8 PCS
415805	7,5 mm	92 mm	12 mm	57/42 mm	6 mm	45/60 mm	35/50 mm	TX30	PC	8 PCS
415810	7,5 mm	112 mm	12 mm	77/62 mm	6 mm	45/60 mm	35/50 mm	TX30	PC	5 PCS

Accessories		
Item no	Description	Contents
225014	SDS PLUS HAMMER DRILL BIT 6,0X200/260	1 PCS
225100	SDS PLUS HAMMER DRILL BIT 6,0X250/310	1 PCS

CONCRETE SCREW ECS-PS, PAN HEAD, BRIGHT ZINC PLATED

AREA OF USE

ESSVE Concrete Screw ECS is an affordable concrete screw for simpler applications where the assembly does not require e.g. ETA approval.

DESCRIPTION

A through-hardened concrete screw that is installed directly into a pre-drilled hole, without a plug. It has a so-called hi-low thread that provide good load capacity and facilitates assembly.

Electro zinc plated surface treatment is suitable for indoor use in corrosivity category C1. According to ISO 9223 typical environments that correspond to corrosivity category C1 are heated spaces with low humidity and insignificant pollution e.g. offices, shops, schools, hotels.

INSTALLATION INSTRUCTIONS

When mounting, an impact screwdriver is recommended. See installation instructions.

The concrete screw does not require a preload torque to ensure the fixing, which means that when the screw has reached the surface, all additional tightening must be avoided. The final torque applied shall not be greater than that required to hold what is to be fixed in place. The tightening torque specified is the maximum torque, not to be confused with other products that require a preload torque (e.g. wedge anchors).

Concrete screw ECS is through-hardened and therefore sensitive to mounting that is not perpendicular. The drill hole shall be 90 degrees to the substrate.

Concrete screw ECS has no requirement for drill hole cleaning before installation, however the hole must be deep enough that the correct setting depth is reached even with the extra dust that remains in the hole.

MOUNTING



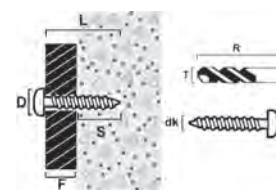
1. Drill a hole. Roughly clean the drill hole from drill cuttings by moving the hammer drill back and forth 2-3 times.



2. Tighten the screw with a TX drive/bits or sleeve. An impact screw driver is recommended for dimensions 6.3 and 7.5 mm. An impact wrench is recommended for dimensions 10.5 and 16.5 mm.



3. The installation is finished.



Concrete



Hollow-core



Stone

Specification	
Surface treatment	Zinc plated
Corrosion resistance class	C1
Application environment	Indoors

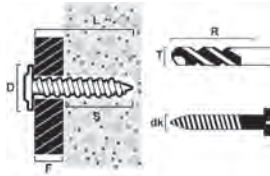


Standard Pro Pack

Item no	Diameter	Length	Diameter of head	Fixture thickness	Drill bit diameter	Drill depth	Anchoring depth	Type of bits	Packaging	Contents
105271	6,3 mm	30 mm	10 mm	5 mm	5 mm	35 mm	25 mm	TX30	202	100 PCS
105272	6,3 mm	40 mm	10 mm	15 mm	5 mm	35 mm	25 mm	TX30	202	100 PCS
105273	6,3 mm	50 mm	10 mm	25 mm	5 mm	35 mm	25 mm	TX30	203	100 PCS
105274	6,3 mm	60 mm	10 mm	35 mm	5 mm	35 mm	25 mm	TX30	203	100 PCS
105265	7,5 mm	42 mm	12 mm	7 mm	6 mm	45 mm	35 mm	TX30	203	100 PCS
105266	7,5 mm	72 mm	12 mm	37/22 mm	6 mm	45/60 mm	35/50 mm	TX30	304	100 PCS
105282	7,5 mm	92 mm	12 mm	57/42 mm	6 mm	45/60 mm	35/50 mm	TX30	304	100 PCS

Small Pack

Item no	Diameter	Length	Diameter of head	Fixture thickness	Drill bit diameter	Drill depth	Anchoring depth	Type of bits	Packaging	Contents
415814	6,3 mm	40 mm	10 mm	15 mm	5 mm	35 mm	25 mm	TX30	PC	10 PCS
415816	6,3 mm	50 mm	10 mm	25 mm	5 mm	35 mm	25 mm	TX30	PC	10 PCS



CONCRETE SCREW ECS-W, WAF HEAD, BRIGHT ZINC PLATED

AREA OF USE

ESSVE Concrete Screw ECS is an affordable concrete screw for simpler applications where the assembly does not require e.g. ETA approval.

DESCRIPTION

A through-hardened concrete screw that is installed directly into a pre-drilled hole, without a plug. It has a so-called hi-low thread that provide good load capacity and facilitates assembly.

Electro zinc plated surface treatment is suitable for indoor use in corrosivity category C1. According to ISO 9223 typical environments that correspond to corrosivity category C1 are heated spaces with low humidity and insignificant pollution e.g. offices, shops, schools, hotels.

INSTALLATION INSTRUCTIONS

When mounting, an impact screwdriver is recommended. See installation instructions.

The concrete screw does not require a preload torque to ensure the fixing, which means that when the screw has reached the surface, all additional tightening must be avoided. The final torque applied shall not be greater than that required to hold what is to be fixed in place. The tightening torque specified is the maximum torque, not to be confused with other products that require a preload torque (e.g. wedge anchors).


Concrete screw ECS is through-hardened and therefore sensitive to mounting that is not perpendicular. The drill hole shall be 90 degrees to the substrate.

Concrete screw ECS has no requirement for drill hole cleaning before installation, however the hole must be deep enough that the correct setting depth is reached even with the extra dust that remains in the hole.

MOUNTING



1. Drill a hole. Roughly clean the drill hole from drill cuttings by moving the hammer drill back and forth 2-3 times.



2. Tighten the screw with a TX drive/bits or sleeve. An impact screw driver is recommended for dimensions 6.3 and 7.5 mm. An impact wrench is recommended for dimensions 10.5 and 16.5 mm.



3. The installation is finished.

Specification

Surface treatment	Zinc plated
Corrosion resistance class	C1
Application environment	Indoors



Standard Pro Pack

Item no	Diameter	Length	Diameter of head	Fixture thickness	Drill bit diameter	Drill depth	Anchoring depth	Type of bits	Packaging	Contents
105281	7,5 mm	42 mm	14 mm	7 mm	6 mm	45 mm	35 mm	TX30	203	100 PCS
105285	7,5 mm	65 mm	14 mm	30/15 mm	6 mm	45/60 mm	35/50 mm	TX30	304	100 PCS
105286	7,5 mm	92 mm	14 mm	67/42 mm	6 mm	45/60 mm	35/50 mm	TX30	304	100 PCS

Accessories

Item no	Description	Contents
225014	SDS PLUS HAMMER DRILL BIT 6,0X200/260	1 PCS
225100	SDS PLUS HAMMER DRILL BIT 6,0X250/310	1 PCS

CONCRETE SCREW ECS-HF, HEX HEAD WITH FLANGE, ELECTRO ZINC PLATED

AREA OF USE

ESSVE ECS Concrete Screw is an affordable concrete screw for simpler applications where the assembly does not require e.g. ETA approval.

DESCRIPTION

A through-hardened concrete screw that is installed directly into a pre-drilled hole, without a plug. It has a so-called hi-low thread that provide good load capacity and facilitates assembly.

Electro zinc plated surface treatment is suitable for indoor use in corrosivity category C1. According to ISO 9223 typical environments that correspond to corrosivity category C1 are heated spaces with low humidity and insignificant pollution e.g. offices, shops, schools, hotels.

INSTALLATION INSTRUCTIONS

When mounting, an impact screwdriver is recommended. See installation instructions.

The concrete screw does not require a preload torque to ensure the fixing, which means that when the screw has reached the surface, all additional tightening must be avoided. The final torque applied shall not be greater than that required to hold what is to be fixed in place. The tightening torque specified is the maximum torque, not to be confused with other products that require a preload torque [e.g. wedge anchors].

Concrete screw ECS is through-hardened and therefore sensitive to mounting that is not perpendicular. The drill hole shall be 90 degrees to the substrate.

Concrete screw ECS has no requirement for drill hole cleaning before installation, however the hole must be deep enough that the correct setting depth is reached even with the extra dust that remains in the hole.

MOUNTING



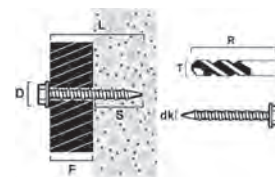
1. Drill a hole. Roughly clean the drill hole from drill cuttings by moving the hammer drill back and forth 2-3 times.



2. Tighten the screw with a TX drive/bits or sleeve. An impact screw driver is recommended for dimensions 6.3 and 7.5 mm. An impact wrench is recommended for dimensions 10.5 and 16.5 mm.



3. The installation is finished.



Concrete



Hollow-core



Stone

Specification

Surface treatment	Zinc plated
Corrosion resistance class	C1
Application environment	Indoors

C1

Standard Pro Pack										
Item no	Diameter	Length	Diameter of head	Fixture thickness	Drill bit diameter	Drill depth	Anchoring depth	Socket	Packaging	Contents
105237	7,5 mm	40 mm	14,5 mm	5 mm	6 mm	45 mm	35 mm	10 mm	204	100 PCS
105227	7,5 mm	40 mm	17,5 mm	5 mm	6 mm	45 mm	35 mm	13 mm	204	100 PCS
105238	7,5 mm	50 mm	14,5 mm	15 mm	6 mm	45 mm	35 mm	10 mm	204	100 PCS
105239	7,5 mm	80 mm	14,5 mm	45/30 mm	6 mm	45/60 mm	35/50 mm	10 mm	304	100 PCS
105229	7,5 mm	80 mm	17,5 mm	45/30 mm	6 mm	45/60 mm	35/50 mm	13 mm	304	100 PCS
105236	7,5 mm	100 mm	14,5 mm	65/50 mm	6 mm	45/60 mm	35/50 mm	10 mm	304	100 PCS

Big Pro Pack										
Item no	Diameter	Length	Diameter of head	Fixture thickness	Drill bit diameter	Drill depth	Anchoring depth	Socket	Packaging	Contents
7105227	7,5 mm	40 mm	17,5 mm	5 mm	6 mm	45 mm	35 mm	13 mm	EOU	1000 PCS
7105229	7,5 mm	80 mm	17,5 mm	45/30 mm	6 mm	45/60 mm	35/50 mm	13 mm	EOU	400 PCS

Accessories		
Item no	Description	Contents
9980252	MAGNETIC NUT DRIVER 10 MM LENGTH 45MM	1 PCS
9980254	MAGNETIC NUT DRIVER 13 MM LENGTH 45MM	1 PCS
225014	SDS PLUS HAMMER DRILL BIT 6,0X200/260	1 PCS
225100	SDS PLUS HAMMER DRILL BIT 6,0X250/310	1 PCS

CONCRETE SCREW ECS-HF, HEX HEAD WITH FLANGE, CORRSEAL

AREA OF USE

ESSVE Concrete Screw ECS is an affordable concrete screw for simpler applications where the assembly does not require e.g. ETA approval.

DESCRIPTION

A through-hardened concrete screw that is installed directly into a pre-drilled hole, without a plug. It has a so-called hi-low thread that provide good load capacity and facilitates assembly.

The CorrSeal surface treatment gives a minimum lifetime of 15 years in outdoor environments in corrosivity category C4 according to Swedish national type approval. According to ISO 9223 corrosivity category C4 corresponds to outdoor installation with high amounts of air pollution or moderate amount of salt, e.g. industrial and coastal areas.

INSTALLATION INSTRUCTIONS

When mounting, an impact screwdriver is recommended. See installation instructions.

The concrete screw does not require a preload torque to ensure the fixing, which means that when the screw has reached the surface, all additional tightening must be avoided. The final torque applied shall not be greater than that required to hold what is to be fixed in place. The tightening torque specified is the maximum torque, not to be confused with other products that require a preload torque [e.g. wedge anchors].

Concrete screw ECS is through-hardened and therefore sensitive to mounting that is not perpendicular. The drill hole shall be 90 degrees to the substrate.

Concrete screw ECS has no requirement for drill hole cleaning before installation, however the hole must be deep enough that the correct setting depth is reached even with the extra dust that remains in the hole.

MOUNTING



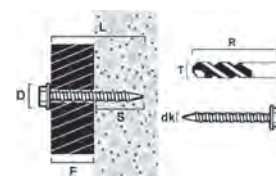
1. Drill a hole. Roughly clean the drill hole from drill cuttings by moving the hammer drill back and forth 2-3 times.



2. Tighten the screw with a TX drive/bits or sleeve. An impact screw driver is recommended for dimensions 6.3 and 7.5 mm. An impact wrench is recommended for dimensions 10.5 and 16.5 mm.



3. The installation is finished.



Concrete



Hollow-core



Stone

Specification

Surface treatment	CorrSeal
Corrosion resistance class	C4
Application environment	Outdoors

C4

Standard Pro Pack										
Item no	Diameter	Length	Diameter of head	Fixture thickness	Drill bit diameter	Drill depth	Anchoring depth	Socket	Packaging	Contents
105283	6,3 mm	30 mm	12 mm	5 mm	5 mm	35 mm	25 mm	8 mm	202	100 PCS
105284	6,3 mm	50 mm	12 mm	25 mm	5 mm	35 mm	25 mm	8 mm	203	100 PCS
105438	7,5 mm	50 mm	14,5 mm	15 mm	6 mm	45 mm	35 mm	10 mm	204	100 PCS
105439	7,5 mm	80 mm	14,5 mm	45/30 mm	6 mm	45/60 mm	35/50 mm	10 mm	304	100 PCS
105436	7,5 mm	100 mm	14,5 mm	65/50 mm	6 mm	45/60 mm	35/50 mm	10 mm	304	100 PCS

Accessories		
Item no	Description	Contents
9980248	MAGNETIC NUT DRIVER 8 MM LENGTH 45MM	1 PCS
9980252	MAGNETIC NUT DRIVER 10 MM LENGTH 45MM	1 PCS
225005	SDS PLUS HAMMER DRILL BIT 5,0X100/160	1 PCS
225014	SDS PLUS HAMMER DRILL BIT 6,0X200/260	1 PCS
225100	SDS PLUS HAMMER DRILL BIT 6,0X250/310	1 PCS

CONCRETE SCREW ECS-PW WITH WASHER, CORRSEAL

AREA OF USE

ESSVE Concrete Screw ECS is an affordable concrete screw for simpler applications where the assembly does not require e.g. ETA approval.

DESCRIPTION

A through-hardened concrete screw that is installed directly into a pre-drilled hole, without a plug. It has a so-called hi-low thread that provide good load capacity and facilitates assembly.

The CorrSeal surface treatment gives a minimum lifetime of 15 years in outdoor environments in corrosivity category C4 according to Swedish national type approval. According to ISO 9223 corrosivity category C4 corresponds to outdoor installation with high amounts of air pollution or moderate amount of salt, e.g. industrial and coastal areas.

INSTALLATION INSTRUCTIONS

When mounting, an impact screwdriver is recommended. See installation instructions.

The concrete screw does not require a preload torque to ensure the fixing, which means that when the screw has reached the surface, all additional tightening must be avoided. The final torque applied shall not be greater than that required to hold what is to be fixed in place. The tightening torque specified is the maximum torque, not to be confused with other products that require a preload torque [e.g. wedge anchors].

Concrete screw ECS is through-hardened and therefore sensitive to mounting that is not perpendicular. The drill hole shall be 90 degrees to the substrate.

Concrete screw ECS has no requirement for drill hole cleaning before installation, however the hole must be deep enough that the correct setting depth is reached even with the extra dust that remains in the hole.

MOUNTING



1. Drill a hole. Roughly clean the drill hole from drill cuttings by moving the hammer drill back and forth 2-3 times.



2. Tighten the screw with a TX drive/bits or sleeve. An impact screw driver is recommended for dimensions 6.3 and 7.5 mm. An impact wrench is recommended for dimensions 10.5 and 16.5 mm.



3. The installation is finished.



Concrete



Hollow-core



Stone

Specification

Surface treatment	CorrSeal
Corrosion resistance class	C4
Application environment	Outdoors

C4

Big Pro Pack

Item no	Diameter	Length	Diameter of head	Fixture thickness	Drill bit diameter	Drill depth	Anchoring depth	Type of bits	Packaging	Contents
9105282	7,5 mm	150 mm	12,5 mm	115/100 mm	6 mm	45/60 mm	35/50 mm	TX30	EOU	400 PCS
9105283	7,5 mm	175 mm	12,5 mm	140/125 mm	6 mm	45/60 mm	35/50 mm	TX30	EOU	300 PCS
9105284	7,5 mm	200 mm	12,5 mm	165/150 mm	6 mm	45/60 mm	35/50 mm	TX30	EOU	300 PCS
9105289	7,5 mm	250 mm	12,5 mm	215/200 mm	6 mm	45/60 mm	35/50 mm	TX30	EOU	250 PCS

Accessories

Item no	Description	Contents
225014	SDS PLUS HAMMER DRILL BIT 6,0X200/260	1 PCS
225100	SDS PLUS HAMMER DRILL BIT 6,0X250/310	1 PCS



Concrete



Hollow-core



Stone

CONCRETE SCREW ECS-CY, CYLINDRICAL HEAD, EZP

AREA OF USE

ESSVE Concrete Screw ECS is an affordable concrete screw for simpler applications where the assembly does not require e.g. ETA approval.

DESCRIPTION

A through-hardened concrete screw that is installed directly into a pre-drilled hole, without a plug. It has a so-called hi-low thread that provide good load capacity and facilitates assembly.

Electro zinc plated surface treatment is suitable for indoor use in corrosivity category C1. According to ISO 9223 typical environments that correspond to corrosivity category C1 are heated spaces with low humidity and insignificant pollution e.g. offices, shops, schools, hotels.

INSTALLATION INSTRUCTIONS

When mounting, an impact screwdriver is recommended. See installation instructions.

The concrete screw does not require a preload torque to ensure the fixing, which means that when the screw has reached the surface, all additional tightening must be avoided. The final torque applied shall not be greater than that required to hold what is to be fixed in place. The tightening torque specified is the maximum torque, not to be confused with other products that require a preload torque (e.g. wedge anchors).


Concrete screw ECS is through-hardened and therefore sensitive to mounting that is not perpendicular. The drill hole shall be 90 degrees to the substrate.

Concrete screw ECS has no requirement for drill hole cleaning before installation, however the hole must be deep enough that the correct setting depth is reached even with the extra dust that remains in the hole.


MOUNTING



1. Drill a hole. Possibly also through the fixing element. Roughly clean the drill hole from drill cuttings by moving the hammer drill back and forth 2-3 times.



2. Tighten the screw with a TX drive/bits or sleeve. An impact driver is recommended for dimensions 6.3 and 7.5 mm. A power driver is recommended for dimensions 10.5 and 16.5 mm.



3. The installation is finished.

Specification

Surface treatment	Zinc plated
Corrosion resistance class	C1



Standard Pro Pack

Item no	Diameter	Length	Diameter of head	Fixture thickness	Drill bit diameter	Drill depth	Anchoring depth	Type of bits	Packaging	Contents
105223	7,5 mm	72 mm	8,2 mm	37/22 mm	6 mm	45/60 mm	35/50 mm	TX30	203	100 PCS
105224	7,5 mm	92 mm	8,2 mm	57/42 mm	6 mm	45/60 mm	35/50 mm	TX30	203	100 PCS
105225	7,5 mm	112 mm	8,2 mm	77/62 mm	6 mm	45/60 mm	35/50 mm	TX30	204	100 PCS
105226	7,5 mm	132 mm	8,2 mm	97/82 mm	6 mm	45/60 mm	35/50 mm	TX30	204	100 PCS
105228	7,5 mm	152 mm	8,2 mm	117/102 mm	6 mm	45/60 mm	35/50 mm	TX30	206	100 PCS

RECOMMENDED FIXING DEPTH*

Material	Ø 7.5	Ø 6.3
Concrete	35/50 mm	25 mm
Brick	50 mm	40 mm
Hollow core elements	60 mm	50 mm

*Drill depth = fixing depth + min. 10 mm

PRACTICAL LOAD CAPACITY

Dimension mm Ø	Installation depth mm	Tension load kg Concrete C20/25	Tension load kg Hollow deck element C60/75*	Shear load kg Concrete C20/25	Shear load kg Hollow deck element C60/75*	Min. edge distance Tensile load mm	Min. edge distance Transverse load mm	Min. spacing mm	Tightening torque** Nm
6,3	25	80		140		40	50	100	5
7,5	35	100	110	260	340	60	80	140	15
7,5	50	240		260		60	80	140	15

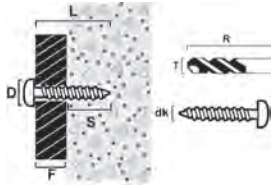
*Installed directly over the channel = min. concrete thickness of the element

**Applied safety factors are in accordance with Boverket's General Guidelines 1993:1, Type approval of fixings.

DESIGN LOAD CAPACITY ACCORDING TO EUROCODE

Dimension mm	Installation depth mm	Tension load Concrete C20/25 kN	Tension load Hollow deck element C60/75* kN	Shear load Concrete C20/25 kN	Shear load Hollow deck element C60/75* kN	Min. edge distance Tensile load mm	Min. edge distance Transverse load mm	Min. spacing mm
6,3	25	1,1		1,8		40	50	100
7,5	35	1,3	1,5	3,4	4,5	60	80	140
7,5	50	3,2		3,4		60	80	140

*Installed directly over the channel = min. concrete thickness of the element.



Concrete



Hollow-core



Stone

CONCRETE SCREW ECS-PS, PAN HEAD, YELLOW ZINK PLATED

AREA OF USE

ESSVE Concrete Screw ECS is an affordable concrete screw for simpler applications where the assembly does not require e.g. ETA approval.

DESCRIPTION

A through-hardened concrete screw that is installed directly into a pre-drilled hole, without a plug. It has a so-called hi-low thread that provide good load capacity and facilitates assembly.

Electro zinc plated surface treatment is suitable for indoor use in corrosivity category C1. According to ISO 9223 typical environments that correspond to corrosivity category C1 are heated spaces with low humidity and insignificant pollution e.g. offices, shops, schools, hotels.

INSTALLATION INSTRUCTIONS

When mounting, an impact screwdriver is recommended. See installation instructions.

The concrete screw does not require a preload torque to ensure the fixing, which means that when the screw has reached the surface, all additional tightening must be avoided. The final torque applied shall not be greater than that required to hold what is to be fixed in place. The tightening torque specified is the maximum torque, not to be confused with other products that require a preload torque (e.g. wedge anchors).


Concrete screw ECS is through-hardened and therefore sensitive to mounting that is not perpendicular. The drill hole shall be 90 degrees to the substrate.

Concrete screw ECS has no requirement for drill hole cleaning before installation, however the hole must be deep enough that the correct setting depth is reached even with the extra dust that remains in the hole.

MOUNTING



1. Drill a hole. Roughly clean the drill hole from drill cuttings by moving the hammer drill back and forth 2-3 times.



2. Tighten the screw with a TX drive/bits or sleeve. An impact screw driver is recommended for dimensions 6.3 and 7.5 mm. An impact wrench is recommended for dimensions 10.5 and 16.5 mm.



3. The installation is finished.

Specification

Surface treatment	Zinc plated
Corrosion resistance class	C1
Application environment	Indoors

C1

Standard Pro Pack

Item no	Diameter	Length	Diameter of head	Fixture thickness	Drill bit diameter	Drill depth	Anchoring depth	Type of bits	Packaging	Contents
105277	6,3 mm	35 mm	8 mm	10 mm	5 mm	35 mm	25 mm	PH2	202	100 PCS

CONCRETE SCREW ECS-0 WITH EYE HOOK, BRIGHT ZINC PLATED

AREA OF USE

ESSVE Concrete Screw ECS is an affordable concrete screw for simpler applications where the assembly does not require e.g. ETA approval.

DESCRIPTION

A through-hardened concrete screw that is installed directly into a pre-drilled hole, without a plug. It has a hi-low thread that provide good load capacity and facilitates assembly.

Electro zinc plated surface treatment is suitable for indoor use in corrosivity category C1. According to ISO 9223 typical environments that correspond to corrosivity category C1 are heated spaces with low humidity and insignificant pollution e.g. offices, shops, schools, hotels etc.

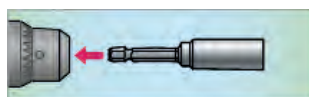
INSTALLATION INSTRUCTIONS

Impact driver is recommended. Use mounting tool (item no. 105276) to facilitate installation.

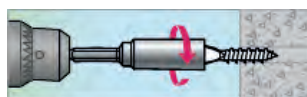
MOUNTING



1. Drill a hole. Roughly clean the drill hole from drill cuttings by moving the hammer drill back and forth 2-3 times.



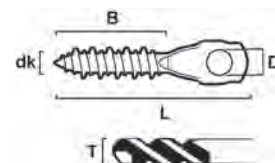
2. Insert the installation tool in the impact wrench.



3. Insert the eye concrete screw in the installation tool and screw in place.



4. The installation is finished.



Concrete



Hollow-core



Stone



Brick



Wood

Specification

Surface treatment	Zinc plated
Corrosion resistance class	C1

C1

Standard Pro Pack

Item no	Diameter	Length	Diameter of head	Thread length	Drill bit diameter	Drill depth	Anchoring depth	Packaging	Contents
105275	6,3 mm	48 mm	6,45 mm	30 mm	5 mm	40 mm	25 mm	202	100 PCS

Accessories

Item no	Description	Contents
105276	MOUNTING TOOL FOR CONCRETE SCREW ECS-0 WITH EYE	1 PCS

RECOMMENDED FIXING DEPTH*

Material	Ø 6.3
Concrete	25 mm
Brick	40 mm
Hollow core slab	50 mm

*Drill depth = fixing depth + min. 10 mm

PRACTICAL LOAD CAPACITY

Dimension mm	Installation depth mm	Tensile load kN Concrete C20/25	Transverse load kN Concrete C20/25	Min. edge distance Tensile load mm	Min. edge distance Transverse load mm	Min. spacing mm	Tightening torque Nm
Ø 6,3	25	0,8	1,4	40	50	100	10

Applied safety factors according to the Boverket's General Guidelines 1993:1, Type approval of fixings.

ACCESSORIES CONCRETE SCREW ECS



MOUNTING TOOL FOR CONCRETE SCREW ECS-0 WITH EYE HOOK

AREA OF USE

Mounting tool used for Concrete screw ECS-0 with eye hook (item no. 105275).

DESCRIPTION

Aids in installation of Concrete screw ECS-0.

Standard Pro Pack									
Item no	Description	Diameter	Length	Diameter of head	Fixture thickness	Drill bit diameter	Drill depth	Packaging	Contents
105276	MOUNTING TOOL CONCR SCREW ECS-0	5 mm	60 mm	6 mm	32 mm	4 mm	45 mm	PCE	1 PCS

CONCRETE SCREW EBS

CONCRETE SCREW, EBS-HF HEX HEAD WITH FLANGE, BRIGHT ZINC PLATED

AREA OF USE

ESSVE Concrete screw with hex head and flange designed for quick and easy fixing in concrete.

DESCRIPTION

Specially hardened screw that is can be screwed directly into a drilled hole without a plug. It has a "hi-lo" thread which facilitates installation. The screw is produced in hardened steel with bright zinc plated surface treatment. It has a hex head.

INSTALLATION INSTRUCTIONS

An impact screwdriver or impact wrench is recommended for installation. See the installation instructions at the end of this section. NOTE! The concrete screw does not require a pre-tensioning torque to ensure fixing. The final tightening torque applied must not be greater than required to hold what is fixed in place. Tightening torques specified in the table must not be exceeded.

MOUNTING



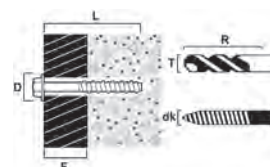
1. Drill a hole. Roughly clean the drill hole from drill cuttings by moving the hammer drill back and forth 2-3 times.



2. Tighten the screw with a socket. An impact wrench is recommended for dimensions 10.5 and 16.5 mm.



3. The installation is finished.



Concrete



Hollow-core



Stone

Specification

Surface treatment	Zinc plated
Corrosion resistance class	C1
Application environment	Indoors

C1

Standard Pro Pack

Item no	Diameter	Length	Diameter of head	Thread length	Fixture thickness	Drill bit diameter	Drill depth	Anchoring depth	Socket	Packaging	Contents
105342	10,5 mm	55 mm	17,5 mm	55 mm	10 mm	8 mm	55 mm	45 mm	13 mm	204	50 PCS
105352	12,5 mm	65 mm	22 mm	65 mm	15 mm	10 mm	60 mm	50 mm	15 mm	304	50 PCS
105360	16,5 mm	80 mm	30 mm	80 mm	10 mm	14 mm	70 mm	60 mm	18 mm	304	20 PCS

RECOMMENDED FIXING DEPTH*

Material	Ø 16.5	Ø 12.5	Ø 10.5
Concrete	60/80 mm	50/70 mm	45/60 mm

*Drill depth = fixing depth + min. 10 mm

PRACTICAL LOAD CAPACITY AND TECHNICAL DATA

Incl. Safety factors according to the Boverket's General Guidelines 1993:1, Type approval of fixings. If necessary, and as part of our technical support, pull-out testing can be conducted for specific objects.

FOR INSTALLATION IN UNCRACKED CONCRETE ≥C20/25

Dimension mm Ø	Installation depth mm	Tensile load Concrete C20/25 kg	Shear load Concrete C20/25 kg	Min. edge spacing Tensile load mm	Min. edge spacing Transverse load mm	Min. spacing mm	Tightening torque** Nm
10.5	45	400	350	80	90	160	40
10.5	60	530	350	100	90	200	40
12.5	50	450	450	100	120	200	50
12.5	70	750	450	120	120	240	50
16.5	80	1300	1300	140	140	280	60

**For an impact wrench with a torque capacity of 300 Nm is required for installation.

DESIGN LOAD VALUE AND TECHNICAL DATA

For calculation in accordance with Eurocode. For the calculation with other edge distance and/or spacing and concrete quality, contact our technical support.

FOR INSTALLATION IN UNCRACKED CONCRETE ≥C20/25

Dimension mm Ø	Installation depth mm	Tensile load Concrete C20/25 kN	Shear load Concrete C20/25 kN	Min. edge spacing Tensile load mm	Min. edge spacing Transverse load mm	Min. spacing mm
10.5	45	5.3	4.6	80	90	160
10.5	60	7.0	4.6	100	90	200
12.5	50	5.9	5.7	100	120	200
12.5	70	9.9	5.7	120	120	240
16.5	80	17.2	17.2	140	140	280

SKIRTING BOARD CONCRETE SCREW

SKIRTING BOARD CONCRETE SCREW ECS-CY, ZINC PLATED

AREA OF USE

ESSVE Skirting board concrete screw is used for fast and easy mounting of skirting boards indoors. Not intended for load-carrying installations.

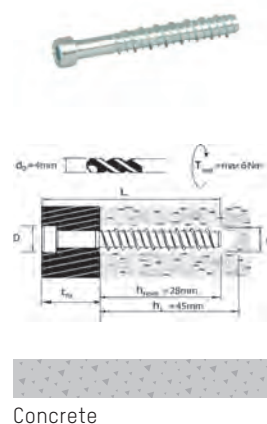
DESCRIPTION

ESSVE Skirting board concrete screw is manufactured of hardened steel and is installed directly into the drilled hole without a plastic plug. The screw is available in either electro zinc plated, white powder painted head, yellow zinc plated.

INSTALLATION INSTRUCTIONS

Drill a hole with a 4 mm hole with a hammer drill thru the skirting board and concrete. With sufficient drill depth it is sufficient to clean the hole by moving the drill in and out a couple of times. Install with a screwdriver.

NOTE! For hardwood skirting boards (such as oak) a countersink needs to be used for the screw head.



Specification

Surface treatment	Zinc plated
Corrosion resistance class	C1
Application environment	Indoors

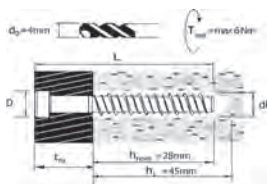
C1

Standard Pro Pack

Item no	Diameter	Length	Diameter of head	Fixture thickness	Drill bit diameter	Drill depth	Anchoring depth	Type of bits	Packaging	Contents
105201	5 mm	40 mm	6 mm	12 mm	4 mm	45 mm	28 mm	TX20	202	100 PCS
105202	5 mm	50 mm	6 mm	22 mm	4 mm	45 mm	28 mm	TX20	202	100 PCS

Accessories

Item no	Description	Contents
225006	SDS PLUS HAMMER DRILL BIT 4,0X100/160	1 PCS



Concrete

SKIRTING BOARD CONCRETE SCREW ECS-CY, YELLOW ZINC PLATED

AREA OF USE

ESSVE Skirting board concrete screws are used to quickly and easily secure skirting boards and base boards to concrete indoors. Not intended for load-bearing installation.

DESCRIPTION

ESSVE Skirting board concrete screws are manufactured of hardened steel and installed directly in pre-drilled holes in concrete without plugs. The small cylindrical head produces a neater finish. The screw is available in either a bright zinc plated, white painted head or yellow zinc plated finish.

INSTALLATION INSTRUCTIONS

Drill a 4 mm hole with a hammer drill through the moulding and concrete. With a sufficient drill depth, it's enough to roughly clean the drill hole by moving the drill back and forth two or three times. Installation is done with a power driver.

NOTE! A countersink for the head is used when installing oak moulding.

Specification

Surface treatment	Yellow zinc plated
Corrosion resistance class	C1
Application environment	Indoors



Standard Pro Pack

Item no	Diameter	Length	Diameter of head	Fixture thickness	Drill bit diameter	Drill depth	Anchoring depth	Type of bits	Color	Packaging	Contents
105208	5 mm	40 mm	6 mm	12 mm	4 mm	45 mm	28 mm	TX20	Yellow chrome	202	100 PCS
105209	5 mm	50 mm	6 mm	22 mm	4 mm	45 mm	28 mm	TX20	Yellow chrome	202	100 PCS
105210	5 mm	60 mm	6 mm	32 mm	4 mm	45 mm	28 mm	TX20	Yellow chrome	202	75 PCS

Accessories

Item no	Description	Contents
225006	SDS PLUS HAMMER DRILL BIT 4,0X100/160	1 PCS

SKIRTING BOARD CONCRETE SCREW ECS-CY, WHITE PAINTED HEAD

AREA OF USE

ESSVE Skirting board concrete screw is used for fast and easy mounting of skirting boards indoors. Not intended for load-carrying installations.

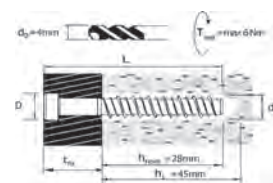
DESCRIPTION

ESSVE Skirting board concrete screw is manufactured of hardened steel and is installed directly into the drilled hole without a plastic plug. The screw is available in either electro zinc plated, white powder painted head, yellow zinc plated.

INSTALLATION INSTRUCTIONS

Drill a hole with a 4 mm hole with a hammer drill thru the skirting board and concrete. With sufficient drill depth it is sufficient to clean the hole by moving the drill in and out a couple of times. Install with a screwdriver.

NOTE! For hardwood skirting boards (such as oak) a countersink needs to be used for the screw head.



Concrete

Specification

Surface treatment	Zinc plated
Corrosion resistance class	C1
Application environment	Indoors

C1

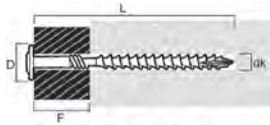
Standard Pro Pack

Item no	Diameter	Length	Diameter of head	Fixture thickness	Drill bit diameter	Drill depth	Anchoring depth	Type of bits	Color	Packaging	Contents
105215	5 mm	40 mm	6 mm	12 mm	4 mm	45 mm	28 mm	TX20	White	202	100 PCS
105216	5 mm	50 mm	6 mm	22 mm	4 mm	45 mm	28 mm	TX20	White	202	100 PCS

Accessories

Item no	Description	Contents
225006	SDS PLUS HAMMER DRILL BIT 4,0X100/160	1 PCS

LIGHTWEIGHT CONCRETE SCREW HL



Always mount the screw as deep as possible in the light weight concrete. Avoid tightening the screw too hard.



Lightweight concrete

LIGHTWEIGHT CONCRETE SCREW HL, CORRSEAL

AREA OF USE

ESSVE Lightweight concrete screw is used for anchoring in porous materials such as lightweight concrete, also known as Leca, Ytong, Siporex, blue concrete etc. The lightweight concrete screw can be used to install wooden studs and steel joists, sill installation, installing fittings securing insulation etc. For the installation insulation, for example, ESSVE Insulation holder's Washer Ø90 mm, item number 36122, can be used. The screw is classified in corrosivity category C4, which means it is suitable for both outdoor and indoor use.

DESCRIPTION

Lightweight concrete screw's thread is designed for porous materials such as lightweight concrete. The countersunk screw is equipped with cutting grooves to minimise the risk of over-tightening and facilitate countersinking in the wood.

INSTALLATION INSTRUCTIONS

The lightweight concrete screw is screwed directly into the lightweight concrete, i.e. no pre-drilling is required. A torque screwdriver is recommended for installation. Use a low speed on the screwdriver to avoid over-tightening the screw. Over-tightening can mean that the thread is stripped, which greatly reduces the load capacity and a new installation should be carried out.

MOUNTING



1. The lightweight concrete screw is screwed directly into the lightweight concrete, i.e. no pre-drilling is required. For wood: try on a case by case basis whether the detail needs to be pre-drilled or not. Factors that affect any pre-drilling of the wooden detail are, e.g. whether installation takes place close to the edge of the wood, whether the detail is thin and brittle, whether the light concrete is of a low quality, etc. For steel: To install thin steel strip (<0.7 mm), you can use a lighter hammer to punch a hole in the steel strip and then screw in the screw.



2. Screw in Light concrete screw min. 60 mm. Ideally use a torque screwdriver and a low speed to avoid over-tightening. Over-tightening can mean that the thread is stripped, which greatly reduces the load capacity and a new installation will be necessary. The installation is finished.

Specification

Surface treatment	CorrSeal
Corrosion resistance class	C4
Application environment	Outdoors



Standard Pro Pack

Item no	Diameter	Length	Diameter of head	Thread length	Fixture thickness	Anchoring depth	Type of bits	Packaging	Contents
511284	10,5 mm	185 mm	21,5 mm	160 mm	25 mm	160 mm	TX40	PC	6 PCS
105323	10,5 mm	185 mm	21,5 mm	160 mm	25 mm	160 mm	TX40	206	30 PCS
511285	10,5 mm	210 mm	21,5 mm	160 mm	50 mm	160 mm	TX40	PC	6 PCS
105324	10,5 mm	210 mm	21,5 mm	160 mm	50 mm	160 mm	TX40	206	30 PCS

Big Pro Pack

Item no	Diameter	Length	Diameter of head	Thread length	Fixture thickness	Anchoring depth	Type of bits	Packaging	Contents
9105323	10,5 mm	185 mm	21,5 mm	160 mm	25 mm	160 mm	TX40	E0U	300 PCS
9105324	10,5 mm	210 mm	21,5 mm	160 mm	50 mm	160 mm	TX40	E0U	300 PCS

LIGHTWEIGHT CONCRETE SCREW HL, COUNTERSUNK HEAD, CORRSEAL

AREA OF USE

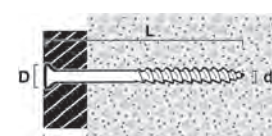
The lightweight concrete screw is screwed directly into the lightweight concrete, i.e. no pre-drilling is required. A torque screwdriver is recommended for installation. Use a low speed on the screwdriver to avoid over-tightening the screw. Over-tightening can mean that the thread is stripped, which greatly reduces the load capacity and a new installation should be carried out.

DESCRIPTION

Lightweight concrete screw's thread is designed for porous materials such as lightweight concrete. The countersunk screw is equipped with cutting grooves to minimise the risk of over-tightening and facilitate countersinking in the wood.

INSTALLATION INSTRUCTIONS

The lightweight concrete screw is screwed directly into the lightweight concrete, i.e. no pre-drilling is required. A torque screwdriver is recommended for installation. Use a low speed on the screwdriver to avoid over-tightening the screw. Over-tightening can mean that the thread is stripped, which greatly reduces the load capacity and a new installation should be carried out.



Always mount the screw as deep as possible in the light weight concrete. Avoid tightening the screw too hard.



Lightweight concrete

Specification

Surface treatment	CorrSeal
Corrosion resistance class	C4
Application environment	Outdoors



Standard Pro Pack

Item no	Diameter	Length	Diameter of head	Thread length	Fixture thickness	Anchoring depth	Type of bits	Packaging	Contents
511283	8 mm	200 mm	12 mm	100 mm	100 mm	100 mm	TX30	PC	6 PCS
105317	8 mm	200 mm	12 mm	100 mm	100 mm	100 mm	TX30	206	50 PCS
105315	8 mm	180 mm	12 mm	100 mm	80 mm	100 mm	TX30	206	50 PCS
105320	8 mm	240 mm	12 mm	100 mm	140 mm	100 mm	TX30	206	50 PCS

Big Pro Pack

Item no	Diameter	Length	Diameter of head	Thread length	Fixture thickness	Anchoring depth	Type of bits	Packaging	Contents
7105317	8 mm	200 mm	12 mm	100 mm	100 mm	100 mm	TX30	E0U	500 PCS

PRACTICAL LOAD CAPACITY AND TECHNICAL DATA

Incl. Safety factors according to the Boverket's General Guidelines 1993:1, Type approval of fixings. If necessary, and as part of our technical support, pull-out testing can be conducted for specific objects.

Material/ Designation	Installation depth mm	Lightweight concrete qual. 500		Lightweight concrete 2 MPa		Lightweight concrete 3 MPa		Lightweight concrete 5 MPa	
		Tensile load kg	Shear load kg	Tensile load kg	Shear load kg	Tensile load kg	Shear load kg	Tensile load kg	Shear load kg
Lightweight concrete screw Ø8.0	60	50	30			60	45		
Lightweight concrete screw Ø8.0	100	80	30			100	45		
Lightweight concrete screw Ø10.5	160			150		225		340	

DESIGN LOAD VALUES

For calculation in accordance with Eurocode.

Material/ Designation	Installation depth mm	Lightweight concrete qual. 500		Lightweight concrete 2 MPa		Lightweight concrete 3 MPa		Lightweight concrete 5 MPa	
		Tensile load kN	Shear load kN	Tensile load kN	Shear load kN	Tensile load kN	Shear load kN	Tensile load kN	Shear load kN
Lightweight concrete screw Ø8.0	60	0.65	0.40			0.80	0.60		
Lightweight concrete screw Ø8.0	100	1.0	0.40			1.3	0.60		
Lightweight concrete screw Ø10.5	160	2.1		2.0		3.0		4.4	

FIRE RATING

ESSVE Lightweight concrete screws have undergone fire testing according to the method SP Fire A4 118 at the Swedish National

FIRE RATING - LIGHTWEIGHT CONCRETE QUAL. 500

Testing and Research Institute, SP. The method is based on the international standard ISO 834. Refer to the table Fire rating.

Dim mm	Fire rating	Installation depth mm	Characteristic bearing capacity kN
Lightweight concrete screw Ø8.0	R60	60	0,25
Lightweight concrete screw Ø8.0	R45	60	0,50
Lightweight concrete screw Ø8.0	R90	80	0,25
Lightweight concrete screw Ø8.0	R60	80	0,50
Lightweight concrete screw Ø8.0	R45	80	0,75
Lightweight concrete screw Ø8.0	R60	100	0,50
Lightweight concrete screw Ø8.0	R45	100	1,00
Lightweight concrete screw Ø10.5	R40	160	2,2

LIGHTWEIGHT CONCRETE SCREW

LIGHT WEIGHT CONCRETE SCREW, PAN HEAD WITH FLANGE, PH3, CORRSEAL

AREA OF USE

ESSVE Lightweight concrete screw is used for anchoring in porous materials such as lightweight concrete, also known as Leca, Ytong, Siporex, Blue concrete, etc. The lightweight concrete screw can be used to install wooden studs and steel joists, sill installation, installing fittings securing insulation etc. For the installation insulation, for example, ESSVE Insulation holder's Washer Ø90 mm, item number 36122, can be used. The screw is classified in corrosivity category C4, which means it is suitable for both outdoor and indoor use.

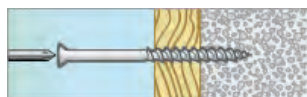
DESCRIPTION

Lightweight concrete screw's thread is designed for porous materials such as lightweight concrete. The countersunk screw is equipped with cutting grooves to minimise the risk of over-tightening and facilitate countersinking in the wood.

INSTALLATION INSTRUCTIONS

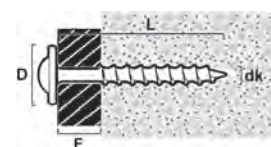
The lightweight concrete screw is screwed directly into the lightweight concrete, i.e. no pre-drilling is required. A torque screwdriver is recommended for installation. Use a low speed on the screwdriver to avoid over-tightening the screw. Over-tightening can mean that the thread is stripped, which greatly reduces the load capacity and a new installation should be carried out.

MOUNTING



1. The lightweight concrete screw is screwed directly into the lightweight concrete, i.e. no pre-drilling is required. For wood: try on a case by case basis whether the detail needs to be pre-drilled or not. Factors that affect any pre-drilling of the wooden detail are, e.g. whether installation takes place close to the edge of the wood, whether the detail is thin and brittle, whether the light concrete is of a low quality, etc. For steel: To install thin steel strip (<math><0.7\text{ mm}</math>), you can use a lighter hammer to punch a hole in the steel strip and then screw in the screw.

2. Screw in Light concrete screw min. 60 mm. Ideally use a torque screwdriver and a low speed to avoid over-tightening. Over-tightening can mean that the thread is stripped, which greatly reduces the load capacity and a new installation will be necessary. The installation is finished.



Always mount the screw as deep as possible in the light weight concrete. Avoid tightening the screw too hard.



Lightweight concrete

Specification

Surface treatment	CorrSeal
Corrosion resistance class	C4
Application environment	Outdoors



ESSVE Conformity 2021
ESSVE Conformity
Compliance Category C4
19/10/2020

Standard Pro Pack									
Item no	Diameter	Length	Diameter of head	Thread length	Fixture thickness	Anchoring depth	Type of bits	Packaging	Contents
105313	8 mm	65 mm	15 mm	60 mm	5 mm	60 mm	PH3	304	100 PCS
Small Pack									
Item no	Diameter	Length	Diameter of head	Thread length	Fixture thickness	Anchoring depth	Type of bits	Packaging	Contents
511277	8 mm	65 mm	12 mm	60 mm	5 mm	60 mm	TX30	PC	6 PCS
Big Pro Pack									
Item no	Diameter	Length	Diameter of head	Thread length	Fixture thickness	Anchoring depth	Type of bits	Packaging	Contents
7105313	8 mm	65 mm	12 mm	60 mm	5 mm	60 mm	TX30	EOU	1200 PCS

LIGHTWEIGHT CONCRETE SCREW, COUNTERSUNK HEAD, CORRSEAL

AREA OF USE

ESSVE Lightweight concrete screw is used for anchoring in porous materials such as lightweight concrete, also known as Leca, Ytong, Siporex, Blue concrete, etc. The lightweight concrete screw can be used to install wooden studs and steel joists, sill installation, installing fittings securing insulation etc. For the installation insulation, for example, ESSVE Insulation holder's Washer Ø90 mm, item number 36122, can be used. The screw is classified in corrosivity category C4, which means it is suitable for both outdoor and indoor use.

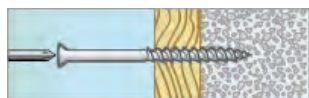
DESCRIPTION

Lightweight concrete screw's thread is designed for porous materials such as lightweight concrete. The countersunk screw is equipped with cutting grooves to minimise the risk of over-tightening and facilitate countersinking in the wood.

INSTALLATION INSTRUCTIONS

The lightweight concrete screw is screwed directly into the lightweight concrete, i.e. no pre-drilling is required. A torque screwdriver is recommended for installation. Use a low speed on the screwdriver to avoid over-tightening the screw. Over-tightening can mean that the thread is stripped, which greatly reduces the load capacity and a new installation should be carried out.

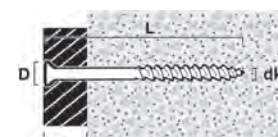
MOUNTING



1. The lightweight concrete screw is screwed directly into the lightweight concrete, i.e. no pre-drilling is required. For wood: try on a case by case basis whether the detail needs to be pre-drilled or not. Factors that affect any pre-drilling of the wooden detail are, e.g. whether installation takes place close to the edge of the wood, whether the detail is thin and brittle, whether the light concrete is of a low quality, etc. For steel: To install thin steel strip (<math><0.7\text{ mm}</math>), you can use a lighter hammer to punch a hole in the steel strip and then screw in the screw.



2. Screw in Light concrete screw min. 60 mm. Ideally use a torque screwdriver and a low speed to avoid over-tightening. Over-tightening can mean that the thread is stripped, which greatly reduces the load capacity and a new installation will be necessary. The installation is finished.



Always mount the screw as deep as possible in the light weight concrete.
Avoid tightening the screw too hard.



Lightweight concrete

Specification

Surface treatment	CorrSeal
Corrosion resistance class	C4
Application environment	Outdoors



ESSVE
CORRSEAL
C4

Standard Pro Pack									
Item no	Diameter	Length	Diameter of head	Thread length	Fixture thickness	Anchoring depth	Type of bits	Packaging	Contents
105301	8 mm	65 mm	12 mm	60 mm	5 mm	60 mm	TX30	204	100 PCS
105303	8 mm	90 mm	12 mm	60 mm	30 mm	60 mm	TX30	304	100 PCS
105305	8 mm	110 mm	12 mm	60 mm	50 mm	60 mm	TX30	304	100 PCS
511279	8 mm	130 mm	12 mm	60 mm	70 mm	60 mm	TX30	PC	6 PCS
105307	8 mm	130 mm	12 mm	60 mm	70 mm	60 mm	TX30	204	50 PCS
Small Pack									
Item no	Diameter	Length	Diameter of head	Thread length	Fixture thickness	Anchoring depth	Type of bits	Packaging	Contents
511281	8 mm	90 mm	12 mm	60 mm	30 mm	60 mm	TX30	PC	8 PCS
Big Pro Pack									
Item no	Diameter	Length	Diameter of head	Thread length	Fixture thickness	Anchoring depth	Type of bits	Packaging	Contents
7105303	8 mm	90 mm	12 mm	60 mm	30 mm	60 mm	TX30	EOU	1000 PCS
7105307	8 mm	130 mm	12 mm	60 mm	70 mm	60 mm	TX30	EOU	600 PCS

LIGHTWEIGHT CONCRETE SCREWS, PAN HEAD, CORRSEAL

AREA OF USE

ESSVE Lightweight concrete screw is used for anchoring in porous materials such as lightweight concrete, also known as Leca, Ytong, Siporex, Blue concrete, etc. The lightweight concrete screw can be used to install wooden studs and steel joists, sill installation, installing fittings securing insulation etc. For the installation insulation, for example, ESSVE Insulation holder's Washer Ø90 mm, item number 36122, can be used. The screw is classified in corrosivity category C4, which means it is suitable for both outdoor and indoor use.

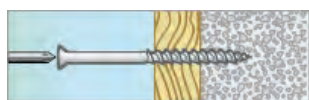
DESCRIPTION

Lightweight concrete screw's thread is designed for porous materials such as lightweight concrete. The countersunk screw is equipped with cutting grooves to minimise the risk of over-tightening and facilitate countersinking in the wood.

INSTALLATION INSTRUCTIONS

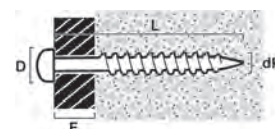
The lightweight concrete screw is screwed directly into the lightweight concrete, i.e. no pre-drilling is required. A torque screwdriver is recommended for installation. Use a low speed on the screwdriver to avoid over-tightening the screw. Over-tightening can mean that the thread is stripped, which greatly reduces the load capacity and a new installation should be carried out.

MOUNTING



1. The lightweight concrete screw is screwed directly into the lightweight concrete, i.e. no pre-drilling is required. For wood: try on a case by case basis whether the detail needs to be pre-drilled or not. Factors that affect any pre-drilling of the wooden detail are, e.g. whether installation takes place close to the edge of the wood, whether the detail is thin and brittle, whether the light concrete is of a low quality, etc. For steel: To install thin steel strip (<0.7 mm), you can use a lighter hammer to punch a hole in the steel strip and then screw in the screw.

2. Screw in Light concrete screw min. 60 mm. Ideally use a torque screwdriver and a low speed to avoid over-tightening. Over-tightening can mean that the thread is stripped, which greatly reduces the load capacity and a new installation will be necessary. The installation is finished.



Always mount the screw as deep as possible in the light weight concrete. Avoid tightening the screw too hard.



Lightweight concrete

Specification

Surface treatment	CorrSeal
Corrosion resistance class	C4
Application environment	Outdoors



Standard Pro Pack

Item no	Diameter	Length	Diameter of head	Thread length	Fixture thickness	Anchoring depth	Type of bits	Packaging	Contents
105309	8 mm	65 mm	12 mm	60 mm	5 mm	60 mm	TX30	304	100 PCS
105311	8 mm	90 mm	12 mm	60 mm	30 mm	60 mm	TX30	304	100 PCS

SYMBOLS

INDOOR

C1

Electro zinc plated, fosfated
corrosivity C1

C2

Hot dip galvanized
corrosivity C2

OUTDOOR

C3

Hot dip galvanized
corrosivity C3

C4

Anti-corrosion treated
corrosivity C4

STAINLESS

A2

Stainless steel A2

A4

Stainless steel, acid proof A4



Indoors/Outdoors, Indoors,
Outdoors



Paintable, Not paintable

MATERIALS



Wood



Drywall



Board



Lightweight concrete



Concrete



Hollow brick



Brick



Natural stone



Hollow core element



Steel



Stainless steel



Aluminium

NAIL-IN ANCHOR SPIX

METAL NAIL PLUG SPIX

AREA OF USE

ESSVE Spix can for example be used for the installation of steel joists/drywall studs, purlins, etc against concrete. An excellent supplement to firing nails.

DESCRIPTION

Spix consists of a nail and an expander sleeve with a large collar. The sleeve is manufactured of zinc alloy, which gives good corrosion resistance. The nail consists of hardened carbon steel with a bright zinc plated surface treatment.

INSTALLATION INSTRUCTIONS

Drill a hole, push Spix into the hole and hit the nail with a hammer. This gives easy and quick installation.

MOUNTING



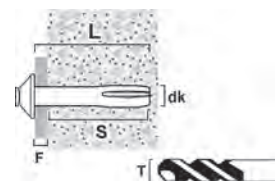
1. Place the part in position. Drill through the studs straight into the underlying concrete. Drill dimensions according to the table.



2. Push in the Spix, so-called drill-through installation.



3. Knock in the nail so that the sleeve expands into the substrate.



Concrete



Hollow-core



Stone



Brick

Specification

Surface treatment	Zinc plated
Corrosion resistance class	C2
Application environment	Indoors



Standard Pro Pack

Item no	Diameter	Length	Diameter of head	Fixture thickness	Drill bit diameter	Anchoring depth	Packaging	Contents
105251	5 mm	22 mm	10 mm	6 mm	5 mm	16 mm	202	100 PCS
105253	6 mm	40 mm	13 mm	20 mm	6 mm	20 mm	204	100 PCS

Small Pack

Item no	Diameter	Length	Diameter of head	Fixture thickness	Drill bit diameter	Anchoring depth	Packaging	Contents
511680	5 mm	22 mm	10 mm	6 mm	5 mm	16 mm	PC	15 PCS
511682	6 mm	40 mm	13 mm	20 mm	6 mm	20 mm	PC	15 PCS

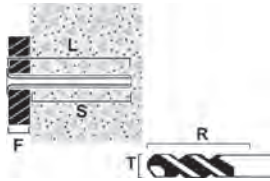
PRACTICAL LOAD CAPACITY

The following Practical load capacity values should be used as guideline values. We recommend pull-out testing for large objects for exact load values. Pull-out testing is a part of ESSVE's Technical Service.

Designation Dim mm	Tensile load Concrete C28/35 kN/kg	Shear load Concrete C28/35 kN/kg
5.0×22	0.50/50	0.30/30
6.0×40	0.98/98	0.50/50

Safety factor: tensile load = 3.0

EXPRESS NAIL



Concrete



Hollow-core



Stone



Brick

EXPRESS NAIL

AREA OF USE

ESSVE Express nail anchor is designed for light installation and for drill-through installation in concrete, brick or stone material. The express nail is suitable where fire demands are made on the fixing or where short insertion depths are required. The express nail is used for installing wood/steel joists as well as sill installation, nailed battens for false ceilings, etc.

DESCRIPTION

The nail is tubular shaped and is made of hardened spring steel, with bright zinc plated surface treatment. When the nail is knocked into the pre-drilled hole, it is pressed together slightly. The characteristic of the spring steel to regain its original shape means that the nail grips in the hole. The parallel expansion along the whole nail result in a large contact area against the substrate, which gives a safe and strong fastening.

INSTALLATION INSTRUCTIONS

See the installation instruction.

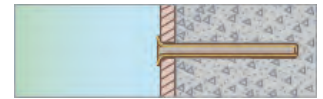
MOUNTING



1. Drill the hole. Hole diameter is equal to the nail diameter.



2. Knock in the nail.



3. Installation is complete.

Specification

Surface treatment	Zinc plated
Corrosion resistance class	C1
Application environment	Indoors

C1

Standard Pro Pack

Item no	Diameter	Length	Diameter of head	Fixture thickness	Drill bit diameter	Drill depth	Anchoring depth	Packaging	Contents
305205	5 mm	50 mm	9 mm	30 mm	5 mm	25 mm	20 mm	202	100 PCS
305207	6 mm	30 mm	11 mm	1 mm	6 mm	35 mm	30 mm	202	100 PCS
305209	6 mm	60 mm	11 mm	30 mm	6 mm	35 mm	30 mm	203	100 PCS
305211	6 mm	80 mm	11 mm	50 mm	6 mm	35 mm	30 mm	203	100 PCS
305213	8 mm	70 mm	13 mm	30 mm	8 mm	45 mm	40 mm	204	100 PCS
305216	8 mm	90 mm	13 mm	50 mm	8 mm	45 mm	40 mm	304	100 PCS
305217	8 mm	110 mm	13 mm	70 mm	8 mm	45 mm	40 mm	203	50 PCS
305221	8 mm	130 mm	13 mm	90 mm	8 mm	45 mm	40 mm	204	50 PCS
305219	8 mm	150 mm	13 mm	110 mm	8 mm	45 mm	40 mm	204	50 PCS

Small Pack

Item no	Diameter	Length	Diameter of head	Fixture thickness	Drill bit diameter	Drill depth	Anchoring depth	Packaging	Contents
511293	6 mm	60 mm	11 mm	30 mm	6 mm	35 mm	30 mm	PC	8 PCS
511292	6 mm	80 mm	11 mm	50 mm	6 mm	35 mm	30 mm	PC	8 PCS
511291	8 mm	70 mm	13 mm	30 mm	8 mm	45 mm	40 mm	PC	8 PCS
511294	8 mm	90 mm	13 mm	50 mm	8 mm	45 mm	40 mm	PC	8 PCS
511295	8 mm	110 mm	13 mm	70 mm	8 mm	45 mm	40 mm	PC	8 PCS

Big Pro Pack

Item no	Diameter	Length	Diameter of head	Fixture thickness	Drill bit diameter	Drill depth	Anchoring depth	Packaging	Contents
7305209	6 mm	60 mm	11 mm	30 mm	6 mm	35 mm	30 mm	PC	2000 PCS
7305213	8 mm	70 mm	13 mm	30 mm	8 mm	45 mm	40 mm	PC	1000 PCS
7305216	8 mm	90 mm	13 mm	50 mm	8 mm	45 mm	40 mm	PC	1000 PCS
7305217	8 mm	110 mm	13 mm	70 mm	8 mm	45 mm	40 mm	PC	900 PCS

Accessories

Item no	Description	Contents
305201	SETTINGTOOL, EXPRESS NAIL	1 PCS

EXPANDABLE NAILS**ESSBOX****PRACTICAL LOAD CAPACITY**

Dimensions mm	Tensile load Concrete C20/25 kN/kg	Shear load Concrete C20/25 kN/kg
Ø 5.0	0.10/10	0.10/10
Ø 6.0	0.35/35	0.35/35
Ø 8.0	0.70/70	0.70/70

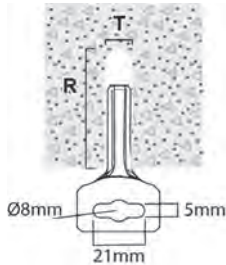
SDS MOUNTING TOOL EXPRESS NAIL**DESCRIPTION**

The express nail mounting tool simplifies overhead installations (e.g. ceilings).

**Standard Pro Pack**

Item no	Packaging	Contents
305201	PCE	1 PCS

KEY ANCHOR



Concrete



Hollow-core



Stone



Brick

KEY CEILING ANCHOR ZINC PLATED

AREA OF USE

ESSVE Key anchor is designed for the suspension of pipes, sprinklers, false ceilings and ventilation ducts in concrete, brick, stone material or hollow core slab/hollow blocks. The key anchor must be used together with hangers or "patent band" and then provides a flexible fastening system.


DESCRIPTION

It is made of hardened spring steel with a bright zinc plated surface treatment. The blade section has an oval hole with a height of 5.0 mm and length of 21 mm as well as a centre hole Ø8 mm.

INSTALLATION INSTRUCTIONS

The key anchor is knocked into the pre-drilled 8 mm hole. When installing, the key anchor's tubular section is pressed together and grips in the hole.

MOUNTING



1. Drill an 8 mm hole. Depth min. 30 mm.



2. The key anchor is then knocked into the hole.



3. The installation is finished.

Specification

Surface treatment	Zinc plated
Corrosion resistance class	C1
Application environment	Indoors

C1

Standard Pro Pack

Item no	Drill bit diameter	Drill depth	Anchoring depth	Packaging	Contents
305005	8 mm	30 mm	30 mm	204	90 PCS

PRACTICAL LOAD CAPACITY

Designation	Tensile load Concrete C20/25 kN/kg
8×32	1.1/110

FIRE RATING

Approved for fire rating R30 for a load of 1.0 kN.

SAFETY NAIL

SAFETY NAIL

AREA OF USE

ESSVE Safety Nail is intended for installation of all types of metal and steel parts as well as thin wood battens against concrete. Extremely good replacement for firing nails, and for installation where a short anchoring depth with a high load is required.

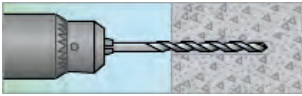
DESCRIPTION

It is made of steel with bright zinc plated surface treatment. Safety Nail consists of a split pin as the anchor part, and a head with the diameter $\varnothing 15$ mm. One part of the pin protrudes up through the head and must be knocked down when installing. When the two pin sections slide over each other during insertion this automatically produces expansion thanks to the design of the pins, and the Safety Nail is wedged into the hole. Safety Nail give quick, easy and secure installation.

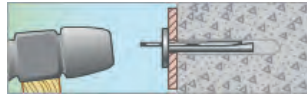
INSTALLATION INSTRUCTIONS

See the installation instruction.


MOUNTING



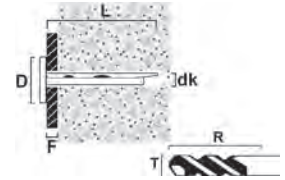
1. Drill hole $\varnothing 6$ mm. Drill depth min. 40 mm.



2. Install Safety Nail and knock in the protruding pin section until it is flush with the head.



3. The installation is finished.



Concrete



Hollow-core

Specification

Surface treatment	Zinc plated
Corrosion resistance class	C1
Application environment	Indoors

C1

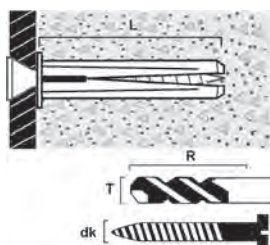

Standard Pro Pack

Item no	Diameter	Length	Diameter of head	Fixture thickness	Drill bit diameter	Drill depth	Anchoring depth	Packaging	Contents
143101	6 mm	35 mm	15 mm	5 mm	6 mm	40 mm	30 mm	203	100 PCS
143103	6 mm	65 mm	15 mm	35 mm	6 mm	40 mm	30 mm	304	100 PCS

PRACTICAL LOAD CAPACITY

Dimensions mm	Tensile load Concrete C20/25 kN/kg	Shear load Concrete C20/25 kN/kg
$\varnothing 6.0$	2.2/220	2.0/200

PLASTIC PLUG



Concrete



Hollow-core



Stone

PLASTIC PLUGS

AREA OF USE

ESSVE Plastic plug is designed for fastening in concrete, brick and stone material.

DESCRIPTION

The plastic plug is colour marked to make it easier to find the right dimensions. The plug is double expanding except at the end by the collar, which prevents crack formation on sensitive surfaces. Double expansion and the smooth surface give the plug a high bearing capacity. The plastic plug is fitted with wings that prevent it from rotating when driving in. It is made of polyethylene and can withstand temperatures between -50°C and +80°C.

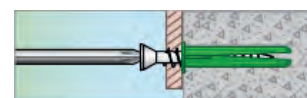
MOUNTING



1. Drill holes with a diameter as set out in the Technical data.



2. Push the plug into the hole.



3. Place the object in position and drive in the screw.



4. The installation is finished.

Standard Pro Pack

Item no	Length	Drill bit diameter	Drill depth	Suitable screw	Color	Packaging	Contents
50002	20 mm	5,5 mm	20 mm	3,0 - 5,0	White	102	100 PCS
50004	25 mm	5,5 mm	25 mm	4,0 - 5,0	Yellow	102	100 PCS
50006	35 mm	5,5 mm	40 mm	4,0 - 5,0	Red	202	100 PCS
50008	40 mm	8 mm	45 mm	5,0 - 6,0	Brown	203	100 PCS
50010	45 mm	10 mm	50 mm	6,0 - 8,0	Blue	204	100 PCS
50012	60 mm	12 mm	65 mm	8,0 - 10	Green	204	50 PCS
50014	70 mm	14 mm	78 mm	10 - 12	Gray	304	50 PCS

Small Pack

Item no	Length	Drill bit diameter	Drill depth	Suitable screw	Color	Packaging	Contents
513101	25 mm	5,5 mm	25 mm	4,0 - 5,0	Yellow	PC	80 PCS
511103	25 mm	5,5 mm	25 mm	4,0 - 5,0	Yellow	PC	15 PCS
511105	35 mm	5,5 mm	40 mm	4,0 - 5,0	Red	PC	12 PCS
513113	40 mm	8 mm	45 mm	5,0 - 6,0	Brown	PC	40 PCS
511107	40 mm	8 mm	45 mm	5,0 - 6,0	Brown	PC	6 PCS
511109	45 mm	10 mm	50 mm	6,0 - 8,0	Blue	PC	6 PCS
511113	60 mm	12 mm	65 mm	8,0 - 10	Green	PC	4 PCS

Big Pro Pack

Item no	Length	Drill bit diameter	Drill depth	Suitable screw	Color	Packaging	Contents
50110	45 mm	10 mm	50 mm	6,0 - 8,0	Blue	PC	14000 PCS
50116	80 mm	16 mm	90 mm	12	Orange	PC	1300 PCS
50112	60 mm	12 mm	65 mm	8,0 - 10	Green	PC	5000 PCS
50108	40 mm	8 mm	45 mm	5,0 - 6,0	Brown	PC	25000 PCS
50106	35 mm	5,5 mm	40 mm	4,0 - 5,0	Red	PC	24000 PCS
50104	25 mm	5,5 mm	25 mm	4,0 - 5,0	Yellow	PC	35000 PCS

SCREW WITH PLASTIC PLUG

AREA OF USE

ESSVE Plastic plug is designed for fastening in concrete, brick and stone material.

DESCRIPTION

The plastic plug is colour marked to make it easier to find the right dimensions. The plug is double expanding except at the end by the collar, which prevents crack formation on sensitive surfaces. Double expansion and the smooth surface give the plug a high bearing capacity. The plastic plug is fitted with wings that prevent it from rotating when driving in. It is made of polyethylene and can withstand temperatures between -50°C and +80°C.

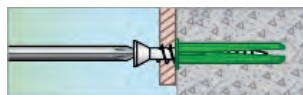
MOUNTING



1. Drill holes with a diameter as set out in the Technical data.



2. Push the plug into the hole.



3. Place the object in position and drive in the screw.



4. The installation is finished.



Concrete



Hollow-core



Stone

Small Pack

Item no	Description	Diameter	Length	Drill bit diameter	Drill depth	Color	Packaging	Contents
511121	SCREW WITH PLUG YELLOW M4X30	4,2 mm	35 mm	5,5 mm	25 mm	Yellow	PC	10 SET
511123	SCREW WITH PLUG RED M4X45	4,2 mm	45 mm	5,5 mm	40 mm	Red	PC	6 SET
511124	SCREW WITH PLUG BROWN 5,5X50 4	5 mm	50 mm	8 mm	45 mm	Brown	PC	4 SET



HOOK WITH PLASTIC PLUG

AREA OF USE

ESSVE Plastic plug is designed for fastening in concrete, brick and stone material.

DESCRIPTION

The plastic plug is colour marked to make it easier to find the right dimensions. The plug is double expanding except at the end by the collar, which prevents crack formation on sensitive surfaces. Double expansion and the smooth surface give the plug a high bearing capacity. The plastic plug is fitted with wings that prevent it from rotating when driving in. It is made of polyethylene and can withstand temperatures between -50°C and +80°C.

MOUNTING



Concrete



Hollow-core



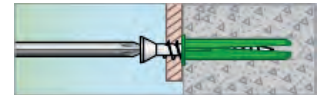
Stone



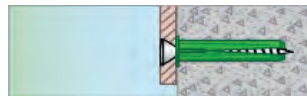
1. Drill holes with a diameter as set out in the Technical data.



2. Push the plug into the hole.



3. Place the object in position and drive in the screw.



4. The installation is finished.

Small Pack

Item no	Description	Length	Drill bit diameter	Drill depth	Color	Packaging	Contents
511130	SCREW HOOK WITH PLUG YELLOW	50 mm	5,5 mm	25 mm	Yellow	PC	2 SET
511132	LAMP HOOK WITH PLASTICPLUG 652	65 mm	8 mm	45 mm	Brown	PC	2 SET

CLIP PLUG

CLIPS PLUG

AREA OF USE

ESSVE Clips plug is designed for fastening in concrete, stone material and brick.

DESCRIPTION

ESSVE Clips plug is designed only for light fixing. Made of polyethylene and can withstand temperatures between -20°C and +70°C.

INSTALLATION INSTRUCTIONS

See the installation instruction.

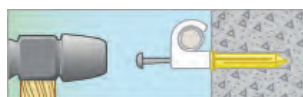
MOUNTING



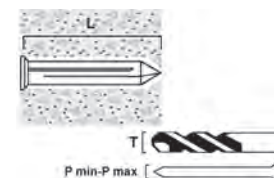
1. For concrete, drill holes as set out in the Technical data.



2. Knock the Clips plug into the drill hole. Knock the plug in until it is flush with the surface of the substrate.



3. Knock in a suitable nail or cable clip with accompany nail.



Concrete



Hollow-core



Stone

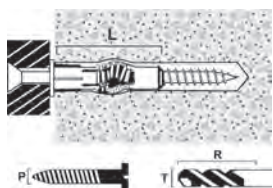
Standard Pro Pack

Item no	Length	Drill bit diameter	Suitable screw	Color	Packaging	Contents
50126	20 mm	5,5 mm	1,2 - 2	White	102	100 PCS
50128	25 mm	5,5 mm	1,2 - 3,0	Yellow	102	100 PCS

Small Pack

Item no	Length	Drill bit diameter	Suitable screw	Color	Packaging	Contents
511520	20 mm	5,5 mm	1,2 - 2	White	PC	20 PCS

UNIVERSAL PLUG



UNIVERSAL PLUG

AREA OF USE

ESSVE Universal plug is designed for fixing in concrete, natural stone, brick, lightweight concrete and the hollow block and board materials. Lightweight concrete is also known as Leca, Ytong, Siporex, blue concrete, etc.

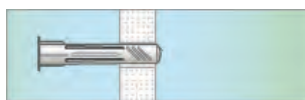
DESCRIPTION

Designed so that the screw takes the thread in the bottom of the plug and when screwed in forces the plug to pull together and in doing so expand. Depending on the material that the plug is used in, hard, porous, hollow block or board material, it can expand to different degrees. In hard materials only the plug is drawn together, while in hollow block/board material it can be pulled together into a ball. The plug has strongwings that prevent it from rotating in the hole. Made of polyethylene and can withstand temperatures between -50°C and +80°C.

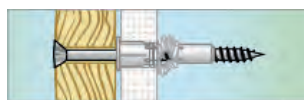
INSTALLATION INSTRUCTIONS

The screw length must be adapted so that the minimum length is equal to the length of the plug + the thickness of the anchored detail.

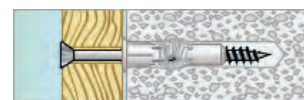
MOUNTING



1. Drill holes with a diameter as set out in the Technical data. Push the plug into the material.



2. Complete installation in board materials. Note: do not over-tighten the screw.



3. Complete installation in porous and solid materials. The size of the ball depends on the hardness of the material.

Standard Pro Pack

Item no	Diameter	Length	Drill bit diameter	Suitable screw	Packaging	Contents
50130	5 mm	30 mm	5 mm	3,0 - 3,5	202	100 PCS
50132	6 mm	35 mm	6 mm	4,0 - 4,5	202	100 PCS
50134	8 mm	50 mm	8 mm	5,0 - 6,0	204	100 PCS
50136	10 mm	60 mm	10 mm	6,0 - 8,0	203	50 PCS

Small Pack

Item no	Length	Drill bit diameter	Suitable screw	Packaging	Contents
511821	30 mm	5 mm	3,0 - 3,5	PC	11 PCS
511823	35 mm	6 mm	4,0 - 4,5	PC	7 PCS
513813	35 mm	6 mm	4,0 - 4,5	PC	60 PCS
511825	50 mm	8 mm	5,0 - 6,0	PC	4 PCS
513815	50 mm	8 mm	5,0 - 6,0	PC	30 PCS
511827	60 mm	10 mm	6,0 - 8,0	PC	3 PCS

Big Pro Pack

Item no	Length	Drill bit diameter	Suitable screw	Packaging	Contents
50230	30 mm	5 mm	3,0 - 3,5	PC	24000 PCS
50232	35 mm	6 mm	4,0 - 4,5	PC	16000 PCS
50234	50 mm	8 mm	5,0 - 6,0	PC	6000 PCS
50236	60 mm	10 mm	6,0 - 8,0	PC	4000 PCS

SCREW WITH UNIVERSAL PLUG

AREA OF USE

ESSVE Universal plug is designed for fixing in concrete, natural stone, brick, lightweight concrete and the hollow block and board materials. Lightweight concrete is also known as Leca, Ytong, Siporex, blue concrete, etc.

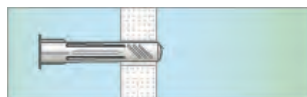
DESCRIPTION

Designed so that the screw takes the thread in the bottom of the plug and when screwed in forces the plug to pull together and in doing so expand. Depending on the material that the plug is used in, hard, porous, hollow block or board material, it can expand to different degrees. In hard materials only the plug is drawn together, while in hollow block/board material it can be pulled together into a ball. The plug has strongwings that prevent it from rotating in the hole.

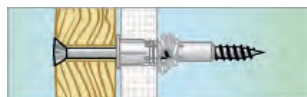
INSTALLATION INSTRUCTIONS

The screw length must be adapted so that the minimum length is equal to the length of the plug + the thickness of the anchored detail. Made of polyethylene and can withstand temperatures between -50°C and +80°C.


MOUNTING



1. Drill holes with a diameter as set out in the Technical data. Push the plug into the material.



2. Complete installation in board materials. Note: do not over-tighten the screw.



3. Complete installation in porous and solid materials. The size of the ball depends on the hardness of the material.



Concrete



Hollow-core



Stone

Small Pack

Item no	Diameter	Length	Drill bit diameter	Packaging	Contents
511911	4,2 mm	35 mm	5 mm	PC	5 SET
511913	4,2 mm	45 mm	6 mm	PC	4 SET
511915	6 mm	60 mm	8 mm	PC	2 SET

NYLON PLUG N/NL



NYLONPLUGG N/NL

AREA OF USE

ESSVE Nylon plug N is designed for fixing in hard materials such as concrete, natural stone, solid brick. ESSVE Nylon plug NL is used for porous materials such as lightweight concrete, also known as Leca, Ytong, Siporex, Blue concrete, etc.

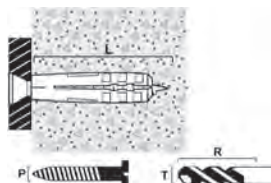
DESCRIPTION

Outward ribs prevent the Nylon plug from rotating. The nylon plug has no collar, making it suitable for drill-through installation. Through its targeted expansion the Nylon plug has great advantages when used in thin and porous materials. The dimensions 8, 10 and 12 mm are available in an extra-long version, NL, which functions well in porous materials. The plug is made of high grade nylon and can withstand temperatures between -30°C and +100°C.

INSTALLATION INSTRUCTIONS

See the installation instructions at the end of this section.

MOUNTING



Concrete




Lightweight concrete



Brick



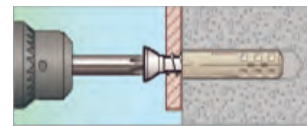
Stone



1. Drill holes as set out in the table below Practical load bearing capacity.



2. Push the plug into the hole.



3. Screw on the detail using an appropriate screw. The screw must go through the plug by about 3-5 mm.



4. The installation is finished.

Standard Pro Pack

Item no	Length	Drill bit diameter	Drill depth	Suitable screw	Packaging	Contents
300000	20 mm	4 mm	30 mm	2,0 - 3,5	102	200 PCS
110001	25 mm	5 mm	35 mm	2,5 - 4,0	102	100 PCS
110003	30 mm	6 mm	40 mm	3,5 - 5,0	202	100 PCS
110005	40 mm	8 mm	50 mm	4,5 - 6,0	203	100 PCS
110017	65 mm	8 mm	75 mm	4,5 - 6,0	203	50 PCS
110007	50 mm	10 mm	60 mm	6,0 - 8,0	203	50 PCS
110009	60 mm	12 mm	70 mm	8,0 - 10	202	25 PCS
110015	80 mm	10 mm	90 mm	6,0 - 8,0	203	25 PCS
300019	95 mm	12 mm	105 mm	8,0 - 10	203	20 PCS
300021	70 mm	14 mm	80 mm	10 - 12	203	20 PCS
300013	80 mm	16 mm	90 mm	12 - 14	203	10 PCS
300014	90 mm	20 mm	100 mm	14 - 16	203	5 PCS

Small Pack

Item no	Length	Drill bit diameter	Drill depth	Suitable screw	Packaging	Contents
511232	30 mm	6 mm	40 mm	3,5 - 5	PC	15 PCS
513182	30 mm	6 mm	40 mm	3,5 - 5	PC	60 PCS
511234	40 mm	8 mm	50 mm	4,5 - 6	PC	12 PCS
513186	40 mm	8 mm	50 mm	4,5 - 6	PC	35 PCS
511238	65 mm	8 mm	75 mm	4,5 - 6	PC	6 PCS
511236	50 mm	10 mm	60 mm	6 - 8	PC	6 PCS
513185	50 mm	10 mm	60 mm	6 - 8	PC	20 PCS
511228	80 mm	10 mm	90 mm	6 - 8	PC	4 PCS

Big Pro Pack

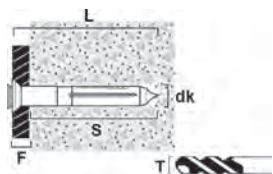
Item no	Length	Drill bit diameter	Drill depth	Suitable screw	Packaging	Contents
9110003	30 mm	6 mm	40 mm	3,5 - 5	PC	10000 PCS
9110005	40 mm	8 mm	50 mm	4,5 - 6	PC	5000 PCS
9110017	65 mm	8 mm	75 mm	4,5 - 6	PC	2500 PCS
9110007	50 mm	10 mm	60 mm	6 - 8	PC	2500 PCS
9110015	80 mm	10 mm	90 mm	6 - 8	PC	1500 PCS

PRACTICAL LOAD CAPACITY

Designation	Screw \varnothing mm	Drill \varnothing	Drill depth min. mm	Concrete C20/25 Tension load/ Shear load kg	Lightweight concrete Quality group 450 Tension load kg
N4×20	3	4	30	20	-
N5×25	4	5	35	30/65	4
N6×30	5	6	40	50/90	8
N8×40	6	8	50	80/110	15
N10×50	8	10	60	120/220	20
N12×60	10	12	70	180/340	25
NL8×65	6	8	75	-	20
NL10×80	8	10	90	-	25
NL12×95	10	12	105	-	35
N14×70	12	14	80	280	35
N16×80	14	16	90	400	50
N20×90	16	20	100	550	65

Safety factor for tension and shear load = 6.0 with the largest screw diameter per dimension

HAMMER FIXING



HAMMERFIXING WITH COUNTER SUNK COLLAR, BRIGHT ZINC PLATED

AREA OF USE

ESSVE Nail plug is designed for easier installation of battens, skirting, linings, fittings, cabinets and the like in materials such as concrete, solid brick, stone material and hollow core slab/elements.

DESCRIPTION

A special ribbed nail, pre-fitted in a plug. The plug has a short expansion section for solid homogeneous materials described above. The plug is manufactured of nylon.


INSTALLATION INSTRUCTIONS

For dimensions 10 mm the plug and nails are supplied separated in the pack and the plug must first be pushed into the hole and then the nail is knocked in. The nail head has a Pozidriv-cross. The nail plug can then be easily removed. See the installation instructions below.

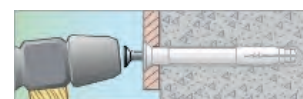
MOUNTING



1. Drill holes with as set out in Technical data.



2. Press/knock in the Nail plug into place.



3. Hit the nail with a hammer. For painted 5 mm Nail Plugs use rubber hammer. For dim. 10 mm the plug and nails are supplied separated in the pack. The plug must first be pushed into the hole and then the nail is knocked in.

Specification

Surface treatment	Zinc plated
Corrosion resistance class	C1
Application environment	Indoors

C1

Standard Pro Pack

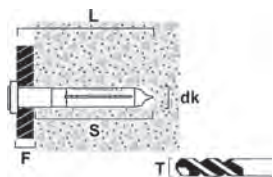
Item no	Diameter	Length	Fixture thickness	Drill bit diameter	Drill depth	Anchoring depth	Type of bits	Packaging	Contents
304801	5 mm	37 mm	17 mm	5 mm	42 mm	20 mm	PZ2	204	200 PCS
304803	5 mm	47 mm	27 mm	5 mm	52 mm	20 mm	PZ2	304	200 PCS
304792	5 mm	60 mm	40 mm	5 mm	65 mm	20 mm	PZ2	204	100 PCS
304805	6 mm	40 mm	10 mm	6 mm	45 mm	30 mm	PZ2	304	200 PCS
304807	6 mm	55 mm	25 mm	6 mm	60 mm	30 mm	PZ2	304	150 PCS
304809	6 mm	67 mm	37 mm	6 mm	72 mm	30 mm	PZ2	304	100 PCS
304811	6 mm	80 mm	50 mm	6 mm	85 mm	30 mm	PZ2	304	100 PCS
304813	8 mm	60 mm	20 mm	8 mm	65 mm	40 mm	PZ2	304	100 PCS
304815	8 mm	75 mm	35 mm	8 mm	80 mm	40 mm	PZ2	304	75 PCS
304817	8 mm	100 mm	60 mm	8 mm	105 mm	40 mm	PZ2	304	70 PCS
304819	8 mm	120 mm	80 mm	8 mm	125 mm	40 mm	PZ2	304	60 PCS
304821	10 mm	100 mm	50 mm	10 mm	105 mm	50 mm	PZ2	206	35 PCS
304823	10 mm	120 mm	70 mm	10 mm	125 mm	50 mm	PZ2	206	35 PCS

Small Pack

Item no	Diameter	Length	Fixture thickness	Drill bit diameter	Drill depth	Anchoring depth	Type of bits	Packaging	Contents
511344	5 mm	37 mm	17 mm	5 mm	42 mm	20 mm	PZ2	PC	10 PCS
513114	5 mm	37 mm	17 mm	5 mm	42 mm	20 mm	PZ2	PC	25 PCS
511345	5 mm	47 mm	27 mm	5 mm	52 mm	20 mm	PZ2	PC	10 PCS
513115	5 mm	47 mm	27 mm	5 mm	52 mm	20 mm	PZ2	PC	25 PCS
511346	6 mm	55 mm	25 mm	6 mm	60 mm	30 mm	PZ2	PC	10 PCS
513116	6 mm	55 mm	25 mm	6 mm	60 mm	30 mm	PZ2	PC	20 PCS
513118	6 mm	80 mm	50 mm	6 mm	85 mm	30 mm	PZ2	PC	20 PCS
511348	6 mm	80 mm	50 mm	6 mm	85 mm	30 mm	PZ2	PC	10 PCS
511349	8 mm	100 mm	60 mm	8 mm	105 mm	40 mm	PZ2	PC	10 PCS
513122	8 mm	100 mm	60 mm	8 mm	105 mm	40 mm	PZ2	PC	20 PCS
511350	8 mm	120 mm	80 mm	8 mm	125 mm	40 mm	PZ2	PC	10 PCS
513123	8 mm	120 mm	80 mm	8 mm	125 mm	40 mm	PZ2	PC	20 PCS
511365	8 mm	100 mm	60 mm	8 mm	105 mm	40 mm	PZ2	114	20 PCS

Big Pro Pack

Item no	Diameter	Length	Fixture thickness	Drill bit diameter	Drill depth	Anchoring depth	Type of bits	Packaging	Contents
7304771	8 mm	100 mm	60 mm	8 mm	105 mm	40 mm	PZ2	PC	400 PCS



HAMMERFIXING WITH COLLAR, BRIGHT ZINC-COATED

AREA OF USE

ESSVE Nail plug is designed for easier installation of battens, skirting, linings, fittings, cabinets and the like in materials such as concrete, solid brick, stone material and hollow core slab/elements.

DESCRIPTION

A special ribbed nail, pre-fitted in a plug. The plug has a short expansion section for solid homogeneous materials described above. The plug is manufactured of nylon.

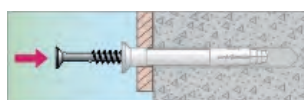
INSTALLATION INSTRUCTIONS

For dimensions 10 mm the plug and nails are supplied separated in the pack and the plug must first be pushed into the hole and then the nail is knocked in. The nail head has a Pozidriv-cross. The nail plug can then be easily removed. See the installation instructions below.


MOUNTING



1. Drill holes with as set out in Technical data.



2. Press/knock in the Nail plug into place.



3. Hit the nail with a hammer. For painted 5 mm Nail Plugs use rubber hammer. For dim. 10 mm the plug and nails are supplied separated in the pack. The plug must first be pushed into the hole and then the nail is knocked in.

Specification

Surface treatment	Zinc plated
Corrosion resistance class	C1
Application environment	Indoors



Standard Pro Pack

Item no	Diameter	Length	Fixture thickness	Drill bit diameter	Drill depth	Anchoring depth	Type of bits	Packaging	Contents
304831	5 mm	27 mm	7 mm	5 mm	32 mm	20 mm	PZ2	204	200 PCS
304833	6 mm	32 mm	5 mm	6 mm	37 mm	27 mm	PZ2	304	200 PCS
304835	6 mm	40 mm	10 mm	6 mm	45 mm	30 mm	PZ2	304	200 PCS
304837	6 mm	67 mm	37 mm	6 mm	72 mm	30 mm	PZ2	304	100 PCS
304839	6 mm	80 mm	50 mm	6 mm	85 mm	30 mm	PZ2	304	100 PCS
304841	8 mm	60 mm	20 mm	8 mm	65 mm	40 mm	PZ2	304	100 PCS

Small Pack

Item no	Diameter	Length	Fixture thickness	Drill bit diameter	Drill depth	Anchoring depth	Type of bits	Packaging	Contents
511351	5 mm	27 mm	7 mm	5 mm	32 mm	20 mm	PZ2	PC	10 PCS
513124	5 mm	27 mm	7 mm	5 mm	32 mm	20 mm	PZ2	PC	25 PCS
511352	6 mm	40 mm	10 mm	6 mm	45 mm	30 mm	PZ2	PC	10 PCS
511355	8 mm	60 mm	20 mm	8 mm	65 mm	40 mm	PZ2	PC	10 PCS
511366	6 mm	40 mm	10 mm	6 mm	45 mm	30 mm	PZ2	111	8 PCS
511367	8 mm	60 mm	25 mm	8 mm	65 mm	40 mm	PZ2	113	15 PCS

HAMMERFIXING WITH COUNTER SUNK COLLAR, PAINTED

AREA OF USE

ESSVE HF Nail Plug is designed for easier installation of battens, skirting, linings, fittings, cabinets and the like in materials such as concrete, solid brick, natural stone and hollow core slab.

DESCRIPTION

A special ribbed nail, pre-fitted in a plug. The plug has a short expansion section for solid homogeneous materials described above. The plug is manufactured of nylon.


INSTALLATION INSTRUCTIONS

For dimension 10 mm the plug and nails are supplied separated in the pack and the plug must first be pushed into the hole and then the nail is knocked in. The nail head has a Pozidriv-cross. The nail plug can then be easily removed. See the installation instructions at the end of this section.

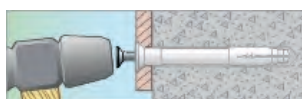
MOUNTING



1. Drill holes with as set out in Technical data.



2. Press/knock in the Nail plug into place.



3. Hit the nail with a hammer. For painted 5 mm Nail Plugs use rubber hammer. For dim. 10 mm the plug and nails are supplied separated in the pack. The plug must first be pushed into the hole and then the nail is knocked in.



Specification

Surface treatment	Zinc plated
Corrosion resistance class	C1
Application environment	Indoors

C1

Standard Pro Pack

Item no	Diameter	Length	Fixture thickness	Drill bit diameter	Drill depth	Anchoring depth	Type of bits	Color	Packaging	Contents
304505	4 mm	30 mm	10 mm	4 mm	35 mm	20 mm	PZ1	Oxide	203	200 PCS
304701	5 mm	35 mm	15 mm	5 mm	40 mm	20 mm	PZ2	Yellow zink plated	204	200 PCS
304707	5 mm	35 mm	15 mm	5 mm	40 mm	20 mm	PZ2	Brown	204	200 PCS
304708	5 mm	35 mm	15 mm	5 mm	40 mm	20 mm	PZ2	White	204	200 PCS
304544	5 mm	35 mm	15 mm	5 mm	40 mm	20 mm	PZ2	Black	204	200 PCS
304723	5 mm	45 mm	25 mm	5 mm	50 mm	20 mm	PZ2	White	304	200 PCS
304725	5 mm	45 mm	25 mm	5 mm	50 mm	20 mm	PZ2	Brown	304	200 PCS
304727	5 mm	45 mm	25 mm	5 mm	50 mm	20 mm	PZ2	Black	304	200 PCS
304731	5 mm	45 mm	25 mm	5 mm	50 mm	20 mm	PZ2	Yellow zink plated	304	200 PCS
304793	5 mm	60 mm	40 mm	5 mm	65 mm	20 mm	PZ2	White	204	100 PCS

PLASTIC ANCHORS

Small Pack										
Item no	Diameter	Length	Fixture thickness	Drill bit diameter	Drill depth	Anchoring depth	Type of bits	Color	Packaging	Contents
511342	4 mm	30 mm	10 mm	4 mm	35 mm	20 mm	PZ2	Oxide	PC	10 PCS
513112	4 mm	30 mm	10 mm	4 mm	35 mm	20 mm	PH2	Oxide	PC	50 PCS
511341	5 mm	35 mm	15 mm	5 mm	40 mm	20 mm	PZ2	Yellow zink plated	PC	8 PCS
511354	5 mm	35 mm	15 mm	5 mm	40 mm	20 mm	PZ2	Brown	PC	8 PCS
511343	5 mm	35 mm	15 mm	5 mm	40 mm	20 mm	PZ2	White	PC	8 PCS
513110	5 mm	35 mm	15 mm	5 mm	40 mm	20 mm	PZ2	White	PC	50 PCS
511347	5 mm	35 mm	15 mm	5 mm	40 mm	20 mm	PZ2	Black	PC	8 PCS
511364	5 mm	35 mm	15 mm	5 mm	40 mm	20 mm	PZ2	Yellow zink plated	113	50 PCS
511363	5 mm	35 mm	15 mm	5 mm	40 mm	20 mm	PZ2	White	113	50 PCS
Big Pro Pack										
Item no	Diameter	Length	Fixture thickness	Drill bit diameter	Drill depth	Anchoring depth	Type of bits	Color	Packaging	Contents
7304701	5 mm	35 mm	15 mm	5 mm	40 mm	20 mm	PZ2	Yellow zink plated	PC	3000 PCS
7304707	5 mm	35 mm	15 mm	5 mm	40 mm	20 mm	PZ2	Brown	PC	3000 PCS
7304708	5 mm	35 mm	15 mm	5 mm	40 mm	20 mm	PZ2	White	PC	3000 PCS
7304544	5 mm	35 mm	15 mm	5 mm	40 mm	20 mm	PZ2	Black	PC	3000 PCS
9304793	5 mm	60 mm	40 mm	5 mm	65 mm	20 mm	PZ2	White	PC	3000 PCS
9304791	5 mm	60 mm	40 mm	5 mm	65 mm	20 mm	PZ2		PC	3000 PCS

HAMMER FIXING WITH COLLAR, STAINLESS STEEL A2

AREA OF USE

ESSVE HF Nail Plug is designed for easier installation of battens, skirting, linings, fittings, cabinets and the like in materials such as concrete, solid brick, natural stone and hollow core slab.

DESCRIPTION

A special ribbed nail, pre-fitted in a plug. The plug has a short expansion section for solid homogeneous materials described above. The plug is manufactured of nylon.


INSTALLATION INSTRUCTIONS

For dimension 10 mm the plug and nails are supplied separated in the pack and the plug must first be pushed into the hole and then the nail is knocked in. The nail head has a Pozidriv-cross. The nail plug can then be easily removed. See the installation instructions at the end of this section.

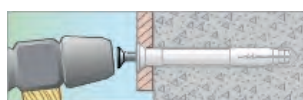
MOUNTING



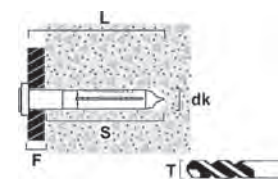
1. Drill holes with as set out in Technical data.



2. Press/knock in the Nail plug into place.



3. Hit the nail with a hammer. For painted 5 mm Nail Plugs use rubber hammer. For dim. 10 mm the plug and nails are supplied separated in the pack. The plug must first be pushed into the hole and then the nail is knocked in.



Concrete



Brick



Stone

Specification

Corrosion resistance class	C4
Application environment	Outdoors



Standard Pro Pack

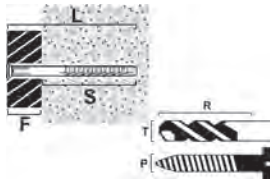
Item no	Diameter	Length	Fixture thickness	Drill bit diameter	Drill depth	Anchoring depth	Type of bits	Packaging	Contents
304760	5 mm	35 mm	15 mm	5 mm	40 mm	20 mm	PZ2	204	200 PCS
304761	6 mm	35 mm	5 mm	6 mm	40 mm	30 mm	PZ2	304	200 PCS
304765	6 mm	40 mm	10 mm	6 mm	45 mm	30 mm	PZ2	204	100 PCS
304766	6 mm	55 mm	25 mm	6 mm	60 mm	30 mm	PZ2	204	100 PCS
304768	8 mm	75 mm	35 mm	8 mm	80 mm	40 mm	PZ2	304	75 PCS

PRACTICAL LOAD CAPACITY IN CONCRETE AND SOLID BRICK

Dim mm	Installation depth mm	Tensile load kg	Shear load kg
5	20	20	28
6	30	26	40
8	40	40	64
10	45	50	78

Safety factor: tensile load = 3.3 and shear load = 2.5

FRAME ANCHOR GXL



Concrete



Lightweight concrete



Brick



Hollow brick

PLUG GXL INCLUDING SCREW WITH COUNTERSUNK HEAD, BRIGHT ZINC PLATED

AREA OF USE

ESSVE GXL Facade plug is designed for installation in most materials such as lightweight concrete, also known as Leca, Ytong, Siporex, blue concrete etc, concrete, hollow brick, hollow concrete slabs, natural stone, solid brick, hollow brick and Sandlime brick etc. It is especially suitable for e.g. stud installation for exterior insulation, installation with pressure-treated wood and installation of interior fittings.

DESCRIPTION

GXL consists of screws and plugs. The plug has a four-part expansion zone. This means expansion becomes greater and more friction is achieved, which creates a very good load value. When installed in hollow concrete slabs the plug creates a "ball". The plug's length means that expansion takes place at great depth and the load value is further improved, especially in porous materials, if installation is performed as deep as possible. The facade plug's screw must always be screwed in. The plug's anti-rotation lugs prevent the plug from rotating in the hole during assembly. The plug is made of first class newly produced nylon, with an usage temperature from -40°C up to +100°C. The screws are made of steel of strength grade 5.8 or stainless steel acid proof A4.

INSTALLATION INSTRUCTIONS

See mounting instructions below.

MOUNTING



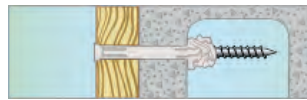
Installation in Concrete



Installation in Hollow brick



Installation in Lightweight concrete



Installation in hollow block

Specification

Surface treatment	Zinc plated
Corrosion resistance class	C1
Application environment	Indoors



Standard Pro Pack										
Item no	Diameter	Length	Fixture thickness	Drill bit diameter	Drill depth	Anchoring depth	Type of bits	Packaging	Contents	CE
404001	8 mm	100 mm	30 mm	8 mm	80 mm	70 mm	TX30	304	50 PCS	✓
404003	8 mm	120 mm	50 mm	8 mm	80 mm	70 mm	TX30	304	50 PCS	✓
404005	8 mm	140 mm	70 mm	8 mm	80 mm	70 mm	TX30	304	50 PCS	✓

Small Pack										
Item no	Diameter	Length	Fixture thickness	Drill bit diameter	Drill depth	Anchoring depth	Type of bits	Packaging	Contents	CE
513130	8 mm	140 mm	70 mm	8 mm	80 mm	70 mm	TX30	PC	10 PCS	✓
511380	8 mm	100 mm	30 mm	8 mm	80 mm	70 mm	TX30	114	15 PCS	✓
511381	8 mm	120 mm	50 mm	8 mm	80 mm	70 mm	TX30	114	15 PCS	✓

BULK PACKAGING SCREW, COUNTERSUNK HEAD, BRIGHT ZINC PLATED

DESCRIPTION

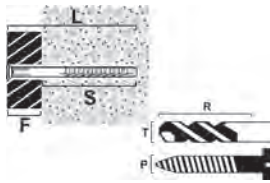
Bulk packaging containing only the GXL screw. For the CE-marking to be valid the GXL screw must be used with the GXL plug of same length and nominal dimension (i.e. 8 or 10 mm).



Specification	
Surface treatment	Zinc plated



Big Pro Pack										
Item no	Diameter	Length	Fixture thickness	Drill bit diameter	Drill depth	Type of bits	Packaging	Contents	CE	
9404019	8 mm	100 mm	30 mm	8 mm	80 mm	TX30	PC	600 PCS	✓	
9404020	8 mm	120 mm	50 mm	8 mm	80 mm	TX30	PC	500 PCS	✓	
9404021	8 mm	140 mm	70 mm	8 mm	80 mm	TX30	PC	500 PCS	✓	



Concrete



Lightweight concrete



Brick



Hollow brick

PLUG GXL INCLUDING SCREW WITH COUNTERSUNK HEAD, HOT DIP GALVANIZED

AREA OF USE

ESSVE GXL Facade plug is designed for installation in most materials such as lightweight concrete, also known as Leca, Ytong, Siporex, blue concrete etc, concrete, hollow brick, hollow concrete slabs, natural stone, solid brick, hollow brick and Sandlime brick etc. It is especially suitable for e.g. stud installation for exterior insulation, installation with pressure-treated wood and installation of interior fittings.

DESCRIPTION

GXL consists of screws and plugs. The plug has a four-part expansion zone. This means expansion becomes greater and more friction is achieved, which creates a very good load value. When installed in hollow concrete slabs the plug creates a "ball". The plug's length means that expansion takes place at great depth and the load value is further improved, especially in porous materials, if installation is performed as deep as possible. The facade plug's screw must always be screwed in. The plug's anti-rotation lugs prevent the plug from rotating in the hole during assembly. The plug is made of first class newly produced nylon, with an usage temperature from -40°C up to +100°C. The screws are made of steel of strength grade 5.8 or stainless steel acid proof A4.

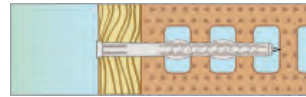
INSTALLATION INSTRUCTIONS

See mounting instructions below.


MOUNTING



Installation in Concrete



Installation in Hollow brick



Installation in Lightweight concrete



Installation in hollow block

Specification

Surface treatment	Hot Dip Galvanized
Corrosion resistance class	C3
Application environment	Outdoors



Standard Pro Pack

Item no	Diameter	Length	Fixture thickness	Drill bit diameter	Drill depth	Anchoring depth	Type of bits	Packaging	Contents	CE
404007	10 mm	100 mm	30 mm	10 mm	80 mm	70 mm	TX40	304	50 PCS	✓
404009	10 mm	120 mm	50 mm	10 mm	80 mm	70 mm	TX40	304	40 PCS	✓
404011	10 mm	140 mm	70 mm	10 mm	80 mm	70 mm	TX40	304	30 PCS	✓
404013	10 mm	160 mm	90 mm	10 mm	80 mm	70 mm	TX40	304	25 PCS	✓
404015	10 mm	200 mm	130 mm	10 mm	80 mm	70 mm	TX40	206	25 PCS	✓
404017	10 mm	240 mm	170 mm	10 mm	80 mm	70 mm	TX40	206	20 PCS	✓

Small Pack

Item no	Diameter	Length	Fixture thickness	Drill bit diameter	Drill depth	Anchoring depth	Type of bits	Packaging	Contents	CE
511382	10 mm	100 mm	30 mm	10 mm	80 mm	70 mm	TX40	114	8 PCS	✓
511383	10 mm	140 mm	70 mm	10 mm	80 mm	70 mm	TX40	114	8 PCS	✓
511384	10 mm	160 mm	90 mm	10 mm	80 mm	70 mm	TX40	116	8 PCS	✓

BULK PACKAGING SCREW, COUNTERSUNK HEAD, HOT DIP GALVANIZED
DESCRIPTION

Bulk packaging containing only the GXL screw. For the CE-marking to be valid the GXL screw must be used with the GXL plug of same length and nominal dimension (i.e. 8 or 10 mm).


Specification

Surface treatment	Hot Dip Galvanized
Corrosion resistance class	C3
Application environment	Outdoors


Big Pro Pack

Item no	Diameter	Length	Fixture thickness	Drill bit diameter	Drill depth	Type of bits	Packaging	Contents	CE
9404026	10 mm	200 mm	130 mm	10 mm	80 mm	TX40	PC	200 PCS	✓
9404027	10 mm	240 mm	170 mm	10 mm	80 mm	TX40	PC	100 PCS	✓

PLUG GXL INCLUDING SCREW WITH COUNTERSUNK HEAD, STAINLESS STEEL ACID PROOF A4

AREA OF USE

ESSVE GXL Facade plug is designed for installation in most materials such as lightweight concrete, also known as Leca, Ytong, Siporex, blue concrete etc, concrete, hollow brick, hollow concrete slabs, natural stone, solid brick, hollow brick and Sandlime brick etc. It is especially suitable for e.g. stud installation for exterior insulation, installation with pressure-treated wood and installation of interior fittings.

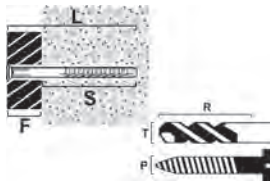
DESCRIPTION

GXL consists of screws and plugs. The plug has a four-part expansion zone. This means expansion becomes greater and more friction is achieved, which creates a very good load value. When installed in hollow concrete slabs the plug creates a "ball". The plug's length means that expansion takes place at great depth and the load value is further improved, especially in porous materials, if installation is performed as deep as possible. The facade plug's screw must always be screwed in. The plug's anti-rotation lugs prevent the plug from rotating in the hole during assembly. The plug is made of first class newly produced nylon, with an usage temperature from -40°C up to +100°C. The screws are made of steel of strength grade 5.8 or stainless steel acid proof A4.

INSTALLATION INSTRUCTIONS

See mounting instructions below.

MOUNTING



Concrete



Lightweight concrete



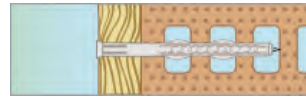
Brick




Hollow brick



Installation in Concrete



Installation in Hollow brick



Installation in Lightweight concrete



Installation in hollow block

Specification

Corrosion resistance class	C5
Application environment	Outdoors



Standard Pro Pack

Item no	Diameter	Length	Fixture thickness	Drill bit diameter	Drill depth	Anchoring depth	Type of bits	Packaging	Contents	CE
404031	10 mm	100 mm	30 mm	10 mm	80 mm	70 mm	TX40	203	20 PCS	✓
404033	10 mm	140 mm	70 mm	10 mm	80 mm	70 mm	TX40	204	20 PCS	✓

BULK PACKAGING SCREW, COUNTERSUNK HEAD, STAINLESS STEEL ACID PROOF A4

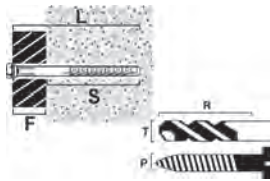
DESCRIPTION

Bulk packaging containing only the GXL screw. For the CE-marking to be valid the GXL screw must be used with the GXL plug of same length and nominal dimension (i.e. 8 or 10 mm).



Big Pro Pack

Item no	Diameter	Length	Fixture thickness	Drill bit diameter	Drill depth	Type of bits	Packaging	Contents	CE
9404034	10 mm	100 mm	30 mm	10 mm	80 mm	TX40	PC	500 PCS	✓
9404035	10 mm	140 mm	70 mm	10 mm	80 mm	TX40	PC	700 PCS	✓



Concrete



Lightweight concrete



Brick



Hollow brick

PLUG GXL INCLUDING SCREW WITH HEXAGON HEAD, HOT DIP GALVANIZED

AREA OF USE

ESSVE GXL Facade plug is designed for installation in most materials such as lightweight concrete, also known as Leca, Ytong, Siporex, blue concrete etc, concrete, hollow brick, hollow concrete slabs, natural stone, solid brick, hollow brick and Sandlime brick etc. It is especially suitable for e.g. stud installation for exterior insulation, installation with pressure-treated wood and installation of interior fittings.

DESCRIPTION

GXL consists of screws and plugs. The plug has a four-part expansion zone. This means expansion becomes greater and more friction is achieved, which creates a very good load value. When installed in hollow concrete slabs the plug creates a "ball". The plug's length means that expansion takes place at great depth and the load value is further improved, especially in porous materials, if installation is performed as deep as possible. The facade plug's screw must always be screwed in. The plug's anti-rotation lugs prevent the plug from rotating in the hole during assembly. The plug is made of first class newly produced nylon, with an usage temperature from -40°C up to +100°C. The screws are made of steel of strength grade 5.8 or stainless steel acid proof A4.

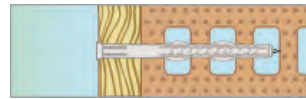
INSTALLATION INSTRUCTIONS

See mounting instructions below.


MOUNTING



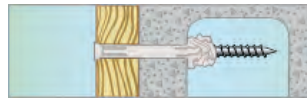
Installation in Concrete



Installation in Hollow brick



Installation in Lightweight concrete



Installation in hollow block

Specification

Surface treatment	Hot Dip Galvanized
Corrosion resistance class	C3
Application environment	Outdoors



Standard Pro Pack

Item no	Diameter	Length	Fixture thickness	Drill bit diameter	Drill depth	Anchoring depth	Socket	Packaging	Contents	CE
404019	10 mm	100 mm	30 mm	10 mm	80 mm	70 mm	13 mm	304	50 PCS	✓
404021	10 mm	120 mm	50 mm	10 mm	80 mm	70 mm	13 mm	304	40 PCS	✓
404023	10 mm	140 mm	70 mm	10 mm	80 mm	70 mm	13 mm	304	30 PCS	✓
404025	10 mm	160 mm	90 mm	10 mm	80 mm	70 mm	13 mm	304	20 PCS	✓
404027	10 mm	200 mm	130 mm	10 mm	80 mm	70 mm	13 mm	206	25 PCS	✓
404029	10 mm	240 mm	170 mm	10 mm	80 mm	70 mm	13 mm	206	20 PCS	✓

BULK PACKAGING SCREW, HEX HEAD, HOT DIP GALVANIZED

DESCRIPTION

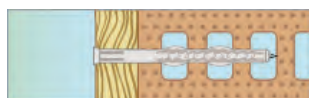
Bulk packaging containing only the GXL screw. For the CE-marking to be valid the GXL screw must be used with the GXL plug of same length and nominal dimension (i.e. 8 or 10 mm).




MOUNTING



Installation in Concrete



Installation in Hollow brick



Installation in Lightweight concrete



Installation in hollow block

Specification

Surface treatment	Hot Dip Galvanized
Corrosion resistance class	C3
Application environment	Outdoors



Big Pro Pack

Item no	Diameter	Length	Fixture thickness	Drill bit diameter	Drill depth	Socket	Packaging	Contents	CE
9404028	10 mm	100 mm	30 mm	10 mm	80 mm	13 mm	PC	500 PCS	✓
9404029	10 mm	120 mm	50 mm	10 mm	80 mm	13 mm	PC	250 PCS	✓
9404030	10 mm	140 mm	70 mm	10 mm	80 mm	13 mm	PC	200 PCS	✓
9404031	10 mm	160 mm	90 mm	10 mm	80 mm	13 mm	PC	200 PCS	✓
9404032	10 mm	200 mm	130 mm	10 mm	80 mm	13 mm	PC	200 PCS	✓
9404033	10 mm	240 mm	170 mm	10 mm	80 mm	13 mm	PC	100 PCS	✓

Accessories

Item no	Description	Contents
9404007	PLUG FOR GXL 10X100 BULK	3000 PCS
9404009	PLUG FOR GXL 10X120 BULK	2000 PCS
9404011	PLUG FOR GXL 10X140 BULK	1600 PCS
9404036	PLUG FOR GXL 10X160 BULK	2000 PCS
9404015	PLUG FOR GXL 10X200 BULK	1800 PCS
9404017	PLUG FOR GXL 10X240 BULK	1600 PCS

PRACTICAL LOAD CAPACITY

Material/ Designation	Concrete C12/15		Concrete ≥C16/20		Solid brick >2.1 kg/dm ³ , fb> 20MPa		Hollow brick >0.9 kg/dm ³ , fb> 12MPa	
	Tension load kg	Shear load kg	Tension load kg	Shear load kg	Tension load kg	Shear load kg	Tension load kg	Shear load kg
GXL 8	50	130	85	150	35	35	15	15
GXL 10	85		125	160	45	45	25	25

For concrete: above load values apply for installation with edge distance min. 70 mm and spacing of min. 85 mm.
For hollow brick: above load values apply for installation with edge distance and spacing min. 100 mm. For unloaded edge or top course edge distance min. 250 mm. For fixing in porous/hollow block materials a pull-out test should be made to produce an applicable Practical load bearing capacity. Pull-out testing can be performed by ESSVE's own staff and is part of our Technical Service.



BULK PACKAGING PLUG

DESCRIPTION



Lightweight concrete



Concrete



Hollow-core



Stone

Bulk packaging containing only the GXL plug. For the CE-marking to be valid the GXL screw must be used with the GXL plug of same length and nominal dimension (i.e. 8 or 10 mm).

Big Pro Pack								
Item no	Diameter	Length	Fixture thickness	Drill bit diameter	Drill depth	Packaging	Contents	CE
9404001	8 mm	100 mm	30 mm	8 mm	80 mm	PC	3000 PCS	✓
9404003	8 mm	120 mm	50 mm	8 mm	80 mm	PC	3000 PCS	✓
9404005	8 mm	140 mm	70 mm	8 mm	80 mm	PC	2000 PCS	✓
9404007	10 mm	100 mm	30 mm	10 mm	80 mm	PC	3000 PCS	✓
9404009	10 mm	120 mm	50 mm	10 mm	80 mm	PC	2000 PCS	✓
9404011	10 mm	140 mm	70 mm	10 mm	80 mm	PC	1600 PCS	✓
9404036	10 mm	160 mm	90 mm	10 mm	80 mm	PC	2000 PCS	✓
9404015	10 mm	200 mm	130 mm	10 mm	80 mm	PC	1800 PCS	✓
9404017	10 mm	240 mm	170 mm	10 mm	80 mm	PC	1600 PCS	✓

PLUG FOR THE GXL SCREW IN ESSBOX

AREA OF USE

ESSVE GXL Facade plug is designed for installation in most materials such as lightweight concrete, also known as Leca, Ytong, Siporex, blue concrete etc, concrete, hollow brick, hollow concrete slabs, natural stone, solid brick, hollow brick and Sandtime brick etc. It is especially suitable for e.g. stud installation for exterior insulation, installation with pressure-treated wood and installation of interior fittings.

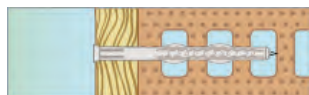
DESCRIPTION

The GXL plug is used together with the GXL screw.


MOUNTING



Installation in Concrete



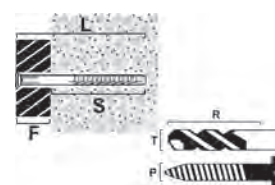
Installation in Hollow brick



Installation in Lightweight concrete



Installation in hollow block



Concrete



Hollow-core



Lightweight concrete



Stone



Standard Pro Pack

Item no	Diameter	Length	Diameter of head	Fixture thickness	Drill bit diameter	Drill depth	Anchoring depth	Packaging	Contents	CE
404035	10 mm	100 mm	10 mm	30 mm	10 mm	80 mm	70 mm	203	40 PCS	✓

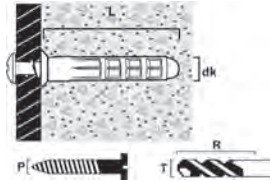
LIGHT WEIGHT CONCRETE PLUG



LIGHTWEIGHT CONCRETE PLUG

AREA OF USE

ESSVE Lightweight concrete plug is intended for fixing in porous materials such as lightweight concrete, also known as Leca, Ytong, Siporex, blue concrete etc.



DESCRIPTION

A powerful nylon plug that is ideal for use together with ESSVE Wood screw, to give a strong installation. The conical collar and triangular profile of the plug counteract rotation during installation. It is made of high grade nylon and withstands temperatures between -30°C and +100°C.



Lightweight concrete

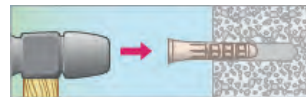
INSTALLATION INSTRUCTIONS

Normally, two level screws are used (double windows with a mullion must also have a screw under the mullion). The screws need to be placed as close to the outer edges of the frame as possible. The screws are screwed down to the required depth. The level screws are then levelled using a spirit level and adjusted horizontally with the adjuster tool (item no.105254). The air gap under the frame should be about 15 mm. The screw is screwed into wood without pre-drilling. In concrete drill with 6 mm holes. In the brick drill with 5 mm holes. The lightweight drill with 10mm holes and then complemented the level screw with plug. (item no. 50020).

MOUNTING



1. Drill holes with as set out in Technical data.



2. Knock in the Lightweight concrete plug with the help of a hammer in the lightweight concrete. Knock the plug in until it is flush with the surface of the substrate.



3. Install the object using an appropriate screw, see the Technical data.

Standard Pro Pack

Item no	Diameter	Length	Drill bit diameter	Drill depth	Suitable screw	Packaging	Contents
50020	10 mm	55 mm	10 mm	60 mm	6	203	50 PCS
50022	12 mm	60 mm	12 mm	65 mm	8	204	40 PCS
50024	14 mm	75 mm	14 mm	80 mm	10	204	20 PCS

Small Pack

Item no	Diameter	Length	Drill bit diameter	Drill depth	Suitable screw	Packaging	Contents
511240	10 mm	55 mm	10 mm	60 mm	6	PC	6 PCS
511242	12 mm	60 mm	12 mm	65 mm	8	PC	4 PCS
511244	14 mm	75 mm	14 mm	80 mm	10	PC	4 PCS

Big Pro Pack

Item no	Diameter	Length	Drill bit diameter	Drill depth	Suitable screw	Packaging	Contents
50220	10 mm	55 mm	10 mm	60 mm	6	PC	3500 PCS
50222	12 mm	60 mm	12 mm	65 mm	8	PC	2200 PCS
50224	14 mm	75 mm	14 mm	80 mm	10	PC	1300 PCS

PRACTICAL LOAD CAPACITY

The following Practical load capacity values should be used as guideline values. We recommend pull-out testing for large objects for exact load values. Pull-out testing is a part of ESSVE's Technical Service.

Designation Dim mm	Screw Ø mm	Lightweight concrete qual. 500 Tensile load kN	Lightweight concrete Tensile load kN
10×55	6.0	0.30	0.30
12×70	8.0	0.44	0.36
14×75	10.0	0.87	0.85

Safety factor: Tensile load = 3.3.

During long-term load/permanent load multiplied above the load values with the reduction factor 0.5.

For lightweight concrete: above load values apply for installation with edge distance min. 100 mm and interrelated spacing of min. 100 mm.

INSULATION HOLDER OK



Concrete

INSULATION ANCHOR OK

AREA OF USE

ESSVE Insulation holder OK is intended for the installation of insulation against concrete.

DESCRIPTION

Manufactured of glass fibre reinforced nylon and is suitable for all insulation thicknesses between 25-190 mm.


INSTALLATION INSTRUCTIONS

During installation it is important to drill sufficiently deep so that the drill cuttings remaining in the hole do not prevent installation. The washer has a keyhole slot. When installing, the spacer section is inserted in the larger round hole and is then pressed into the narrower section. The washer is then turned a quarter turn to lock the wire and washer together.

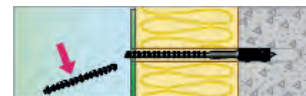
MOUNTING



1. Drill a hole \varnothing 8 mm through the insulation into the concrete wall. Recommended drilling depth 30-40 mm.



2. Insert the anchor part in the installation punch and hit with a hammer.



3. Fit the washer and if the remaining protruding part of the wire is in the way it can be cut off.

Standard Pro Pack

Item no	Description	Diameter	Grip range min	Drill bit diameter	Anchoring depth	Packaging	Contents
46825	INSULATION ANCHOR OK	70 mm	25 / 190 mm	8 mm	30 mm	PC	250 PCS

Accessories

Item no	Description	Contents
46826	TOOL FOR INSULATION HOLDER OK	1 PCS

SETTING TOOL FOR INSULATION ANCHOR OK

AREA OF USE

ESSVE Insulation holder OK is intended for the installation of insulation against concrete.

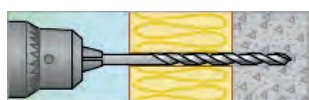
DESCRIPTION

Manufactured of glass fibre reinforced nylon and is suitable for all insulation thicknesses between 25-190 mm.


INSTALLATION INSTRUCTIONS

During installation it is important to drill sufficiently deep so that the drill cuttings remaining in the hole do not prevent installation. The washer has a keyhole slot. When installing, the spacer section is inserted in the larger round hole and is then pressed into the narrower section. The washer is then turned a quarter turn to lock the wire and washer together.

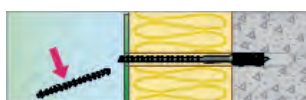
MOUNTING



1. Drill a hole \varnothing 8 mm through the insulation into the concrete wall. Recommended drilling depth 30-40 mm.



2. Insert the anchor part in the installation punch and hit with a hammer.



3. Fit the washer and if the remaining protruding part of the wire is in the way it can be cut off.



Standard Pro Pack

Item no	Description	Packaging	Contents
46826	TOOL FOR INSULATION HOLDER OK	PCE	1 PCS


PRACTICAL LOAD CAPACITY

Dimensions mm	Concrete Tensile load kN/kg
Insulation holder OK	0.30/30

INSULATION HOLDER



Concrete



Lightweight concrete



Brick

ESSVE INSULATION HOLDER


AREA OF USE

ESSVE Insulation holder is intended for mounting insulation material to concrete, solid brick, hollow brick, and lightweight concrete, also known as Leca, Ytong, Siporex, blue concrete etc.

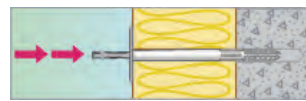
DESCRIPTION

The Insulation holder is made of polypropylene. The structure of the washer is designed so that the greatest possible render adhesion can be achieved. The washer's diameter is Ø50 mm. The insulation holder expands with an internal pin that is knocked in during installation. This gives substantial expansion making the Insulation holder suitable for use in all types of material. As an accessory there is an extra washer Ø90 mm available that is put on the Insulation holder to obtain an extra large pressure surface. This means the washer is especially suitable when installing soft insulation. To calculate the number of Insulation holders per square metres to use, you should follow the recommendations issued by the insulation supplier or make a pull-out test to obtain the actual load capacity per Insulation holder.

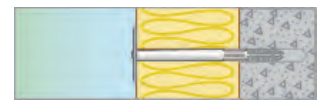
MOUNTING



1. Drill a hole Ø 10 mm through the insulation into the wall material. Drill depth concrete min. 40 mm.



2. Push in the Insulation holder until the washer rests against the insulation. Now knock in the pin. For soft insulation, the extra washer is pushed onto the insulation holder before installation.



3. Installation is complete.

Standard Pro Pack

Item no	Description	Diameter	Length	Drill bit diameter	Suitable for insulation thickness in concrete	Suitable for insulation thickness in lightweight concrete	Packaging	Contents
36000	INSULATION ANCHOR 10-70	50 mm	70 mm	10 mm	30-40 mm	10-20 mm	PC	250 PCS
36040	INSULATION ANCHOR 10-90	10 mm	90 mm	10 mm	50-60 mm	30-40 mm	PC	250 PCS
36060	INSULATION ANCHOR 10-110	10 mm	110 mm	10 mm	70-80 mm	50-60 mm	PC	250 PCS
36080	INSULATION ANCHOR 10-130	10 mm	130 mm	10 mm	90-100 mm	70-80 mm	PC	250 PCS
36100	INSULATION ANCHOR 10-150	10 mm	150 mm	10 mm	110-120 mm	90-100 mm	PC	250 PCS
36120	INSULATION ANCHOR 10-180	10 mm	180 mm	10 mm	130-140 mm	110-120 mm	PC	250 PCS

LARGE WASHER FOR ESSVE INSULATION HOLDER

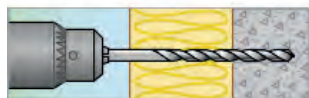
AREA OF USE

ESSVE Insulation holder is intended for mounting insulation material to concrete, solid brick, hollow brick, and lightweight concrete, also known as Leca, Ytong, Siporex, blue concrete etc.

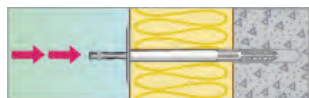
DESCRIPTION

An extra washer $\varnothing 90$ mm that is put on the Insulation holder to obtain an extra large pressure surface. This means the washer is especially suitable for use when installing soft insulation.

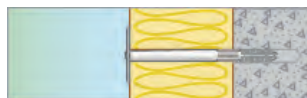
MOUNTING



1. Drill a hole $\varnothing 10$ mm through the insulation into the wall material. Drill depth concrete min. 40 mm.



2. Push in the Insulation holder until the washer rests against the insulation. Now knock in the pin. For soft insulation, the extra washer is pushed onto the insulation holder before installation.



3. Installation is complete.



Standard Pro Pack

Item no	Description	Diameter	Packaging	Contents
36122	WASHER INSULATION 90MM	90 mm	PC	1000 PCS

PRACTICAL LOAD CAPACITY

Designation	Dim mm	Concrete C20/25 Tensile load kN/kg
Insulation holder 10		0.13/13

Safety factor = 5.0

CHEMICAL ANCHOR



Concrete



Hollow-core

CHEMICAL ANCHOR HY

AREA OF USE

Suitable for the fixation of facades, roofs, wood- and metal constructions, metal profiles, columns, beams, consoles, railings, sanitary devices, cable trays, piping, post-installed rebar connection (reconstruction or reinforcement) etc.

DESCRIPTION

ESSVE Chemical Anchor HY is a 2-component reaction resin mortar based on a styrene-free Urethan-hybrid resin and will be delivered in a 2-component coaxial cartridge system. This high-performance product may be used in combination with a hand-, battery- or pneumatic tool and a static mixer. It was designed especially for the anchoring of threaded rods, reinforcing bars or internal threaded rod sleeves into concrete (also porous and light). Based on the excellent viscous behaviour the usability for overhead application is given. ESSVE HY is characterized by a huge range of applications with an installation temperature from 0°C and an application temperature up to 160°C, as well as by high chemical resistance for applications in extreme ambiances e.g. in swimming pools (chlorine) or in closeness to the sea (salt). The wide range of certificates, national and international approvals, allows nearly every application.

HANDLING AND STORAGE

Storage: store in a cold and dark place, storage temperature: from +5°C up to +25 °C

Shelf life: minimum 3 months for coaxial cartridges

Cartridge can be reused up to the end of the shelf life by replacing the static mixer or resealing cartridge with the sealing cap

PROPERTIES AND BENEFITS

- European Technical Assessment acc. to EAD 330499-00-0601 for use in cracked and uncracked concrete (Option 1):ETA-18/0615
- European Technical Assessment acc. to EAD 330499-00-0601 for Seismic categories C1 and C2
- European Assessment acc. to EAD 330087-00-0601 (post-installed rebar connection): ETA-18/0614
- US-approval acc. to AC 308 in concrete (ICC-ES): ESR-4011
- Certificated for drinking water applications acc. to NSF/ANSI Standard 61
- For heavy anchoring - doweling and post-installed rebar connection
- Fire resistance test report no. 21850
- Installation in water-filled bore holes (e.g. rain water)
- Overhead application
- Suitable for attachment points with small edge- and axial distances due to an anchoring free of expansion forces
- High chemical resistance
- Low odour
- High bending and pressure strength

INSTALLATION INSTRUCTIONS

See ETA document

Specification

Application environment

Outdoors



Standard Pro Pack

Item no	Packaging	Contents	CE
302328	PCE	0.28 L	✓

Accessories

Item no	Description	Contents
302344	MIXER NOZZLE EXTENSION 500 MM	5 PCS
302744	STEEL BRUSH RB12 FOR DRILL HOLE 12MM W. M8-COUPLING	1 PCS
302742	STEEL BRUSH RB10 FOR DRILL HOLE 10MM W. M8-COUPLING	1 PCS
302748	STEEL BRUSH RB16 FOR DRILL HOLE 16MM W. M8-COUPLING	1 PCS
302746	STEEL BRUSH RB14 FOR DRILL HOLE 14MM W. M8-COUPLING	1 PCS
302758	STEEL BRUSH RB28 FOR DRILL HOLE 28MM W. M8-COUPLING	1 PCS
302754	STEEL BRUSH RB22 FOR DRILL HOLE 22MM W. M8-COUPLING	1 PCS
302750	STEEL BRUSH RB18 FOR DRILL HOLE 18MM W. M8-COUPLING	1 PCS
302756	STEEL BRUSH RB25 FOR DRILL HOLE 25MM W. M8-COUPLING	1 PCS
302752	STEEL BRUSH RB20 FOR DRILL HOLE 20MM W. M8-COUPLING	1 PCS
302760	STEEL BRUSH RB30 FOR DRILL HOLE 30MM W. M8-COUPLING	1 PCS
302764	STEEL BRUSH RB35 FOR DRILL HOLE 35MM W. M8-COUPLING	1 PCS
302766	STEEL BRUSH RB40 FOR DRILL HOLE 40MM W. M8-COUPLING	1 PCS
302762	STEEL BRUSH RB32 FOR DRILL HOLE 32MM W. M8-COUPLING	1 PCS
302768	STEEL BRUSH RB EXTENSION 300 MM W. M8-COUPLING	1 PCS
302778	PISTON PLUG VS24 FOR DRILL HOLE 24MM	10 PCS
302776	PISTON PLUG VS22 FOR DRILL HOLE 22MM	10 PCS
302770	STEEL BRUSH RB WOOD HANDLE 300 MM W. M8-COUPLING	1 PCS
302772	PISTON PLUG VS18 FOR DRILL HOLE 18MM	10 PCS
302774	PISTON PLUG VS20 FOR DRILL HOLE 20MM	10 PCS
302786	PISTON PLUG VS32 FOR DRILL HOLE 32MM	10 PCS
302784	PISTON PLUG VS30 FOR DRILL HOLE 30MM	10 PCS
302788	PISTON PLUG VS35 FOR DRILL HOLE 35MM	10 PCS
302780	PISTON PLUG VS25 FOR DRILL HOLE 25MM	10 PCS
302782	PISTON PLUG VS28 FOR DRILL HOLE 28MM	10 PCS
302790	PISTON PLUG VS40 FOR DRILL HOLE 40MM	10 PCS
302792	BLOW-OUT PUMP 370 MM	1 PCS
19602	TACK GUN CAULKING TOOL 300ML	1 PCS
901190	Air Blow Gun Essve-1	1 PC



CHEMICAL ANCHOR ONE

AREA OF USE

Suitable for the fixation of facades, roofs, wood- and metal constructions, metal profiles, columns, beams, consoles, railings, sanitary devices, cable trays, piping, post-installed rebar connection (reconstruction or reinforcement) etc.

DESCRIPTION

ESSVE Chemical Anchor ONE is a styrene-free vinyl ester resin that is delivered in a 2-component foil tube cartridge system. This high-performance product may be used in combination with a hand-, battery- or pneumatic tool and a static mixer. It was designed especially for the anchoring of threaded rods, reinforcing bars or internal threaded rod sleeves into concrete (also porous and light) as well as masonry. Based on the excellent viscous behaviour the application in hollow masonry material, in combination with a perforated plastic sleeve, is obvious. ESSVE ONE is characterized by a huge range of applications with an installation temperature range 0°C up to +40°C and an application temperature range -40°C to +120°C after full curing. As well as by high chemical resistance for applications in extreme ambiances e.g. in swimming pools (chlorine) or in closeness to the sea (salt). The wide range of certificates, national and international approvals, allows nearly every application.

HANDLING AND STORAGE

Storage: Store in a cold and dark place, storage temperature: from +5°C up to +25 °C
 Shelf life: Minimum 3 months for foil tubes.
 Cartridge can be reused up to the end of the shelf life by replacing the static mixer or resealing cartridge with the sealing cap

PROPERTIES AND BENEFITS

- European Technical Assessment for use in concrete (cracked and uncracked): ETA-18/0617
- European Technical Assessment for use in masonry: ETA-18/0642
- US-approval acc. to AC 308 for use in concrete (ICC-ES): ESR-2539
- Certificated for drinking water applications acc. to NSF/ANSI Standard 61
- Fire resistance test report: EBB 170019-24
- Installation in water-filled bore holes (e.g. rain water)
- Overhead application
- Low odour
- Suitable for attachment points with small edge- and anchor spacing distances due to an anchoring free of expansion forces (e.g. Compared to wedge anchors)
- High chemical resistance
- High bending and pressure strength

INSTALLATION INSTRUCTIONS

See ETA document

Specification	
Application environment	Outdoors



Concrete



Hollow-core



Hollow brick



Lightweight concrete



Expanded Clay Lightweight Aggregate



Stone



Hollow brick

Standard Pro Pack

Item no	Packaging	Contents	CE
302334	PCE	0.30 L	✓

Accessories

Item no	Description	Contents
302412	STEEL BRUSH RBT10 F. DRILL HOLE 10MM W. M6-COUPILING	1 PCS
302414	STEEL BRUSH RBT12 F. DRILL HOLE 10MM W. M6-COUPILING	1 PCS
302416	STEEL BRUSH RBT14 F. DRILL HOLE 14MM W. M6-COUPILING	1 PCS
302418	STEEL BRUSH RBT16 F. DRILL HOLE 16MM W. M6-COUPILING	1 PCS
302420	STEEL BRUSH RBT18 F. DRILL HOLE 18MM W. M6-COUPILING	1 PCS
302422	STEEL BRUSH RBT20 F. DRILL HOLE 20MM W. M6-COUPILING	1 PCS
302426	STEEL BRUSH RBT24 F. DRILL HOLE 24MM W. M6-COUPILING	1 PCS
302430	STEEL BRUSH RBT28 F. DRILL HOLE 28MM W. M6-COUPILING	1 PCS
302434	STEEL BRUSH RBT32 F. DRILL HOLE 32MM W. M6-COUPILING	1 PCS
302740	STEEL BRUSH RBT35 F. DRILL HOLE 35MM W. M6-COUPILING	1 PCS
302436	STEEL BRUSH RBT EXTENS. 300 MM WITH M6-COUPILING	1 PCS
302438	STEEL BRUSH RBT SDS PLUS ADAPTER WITH M6-COUPILING	1 PCS
302340	MIXER NOZZLE 14W FOR CHEMICAL ANCHOR	5 PCS
302344	MIXER NOZZLE EXTENSION 500 MM	5 PCS
302343	MIXER NOZZLE 14W FOR CHEMICAL ANCHOR BULK	800 PCS
302616	PERFORATED SLEEVE POLYPROPYLENE SH 12X80	10 PCS
302610	PERFORATED SLEEVE POLYPROPYLENE SH 16X85	10 PCS
302612	PERFORATED SLEEVE POLYPROPYLENE SH 16X130	10 PCS
302614	PERFORATED SLEEVE POLYPROPYLENE SH 20X85	10 PCS
302772	PISTON PLUG VS18 FOR DRILL HOLE 18MM	10 PCS
302774	PISTON PLUG VS20 FOR DRILL HOLE 20MM	10 PCS
302776	PISTON PLUG VS22 FOR DRILL HOLE 22MM	10 PCS
302778	PISTON PLUG VS24 FOR DRILL HOLE 24MM	10 PCS
302780	PISTON PLUG VS25 FOR DRILL HOLE 25MM	10 PCS
302782	PISTON PLUG VS28 FOR DRILL HOLE 28MM	10 PCS
302784	PISTON PLUG VS30 FOR DRILL HOLE 30MM	10 PCS
302786	PISTON PLUG VS32 FOR DRILL HOLE 32MM	10 PCS
302788	PISTON PLUG VS35 FOR DRILL HOLE 35MM	10 PCS
302790	PISTON PLUG VS40 FOR DRILL HOLE 40MM	10 PCS
302792	BLOW-OUT PUMP 370 MM	1 PCS
202237	PERFORATED SLEEVE METAL 16X1000	2 PCS
9202237	PERFORATED SLEEVE METAL 16X1000	50 PCS
19602	TACK GUN CAULKING TOOL 300ML	1 PCS
901190	Air Blow Gun Essve-1	1 PC



CHEMICAL ANCHOR ECM

AREA OF USE

Suitable for the fixation of facades, roofs, wood- and metal constructions, metal profiles, consoles, railings, sanitary devices, cable trays, piping etc. ECM can be used in materials such as non-cracked concrete, light-concrete, porous-concrete, solid masonry, hollow brick, hammer drilled holes and natural stone (Note! Natural stone can discolour, please check in advance).

DESCRIPTION

ESSVE Chemical Anchor ECM is a styrene-free polyester resin mortar delivered in a 2-component foil tube cartridge system. The product is compatible with a hand-, battery-, or pneumatic tool and a static mixer. It is designed as a cost-effective alternative for the anchoring of threaded rods and internal threaded rod sleeves for approved applications. An easy and safe application in hollow bricks is guaranteed when combined with a perforated sleeve. ESSVE ECM is characterized by a huge range of applications with an installation temperature range 0°C up to +40°C and an application temperature range -40°C to +80°C after full curing.

HANDLING AND STORAGE

Storage: store in a cold and dark place, storage temperature: from +5°C up to +25 °C
 Shelf life: minimum 3 months for foil tubes
 Cartridge can be reused up to the end of the shelf life by replacing the static mixer or resealing cartridge with the screw cap

Properties and benefits

- European Technical Assessment for use in masonry: ETA-18/0638
- European Technical Assessment for use in uncracked concrete: ETA-18/0639
- Installation in water-filled bore holes (e.g. rain water)
- Overhead application
- Suitable for attachment points close to the edge, since anchoring is free of expansion forces
- Reduced chemical resistance
- High bending- and pressure strength

INSTALLATION INSTRUCTIONS

See ETA document

Specification	
Application environment	Outdoors



Standard Pro Pack

Item no	Packaging	Contents	CE
302305	PCE	0.17 L	✓
302330	PCE	0.30 L	✓
302342	PCE	0.42 L	✓

Accessories

Item no	Description	Contents
19602	TACK GUN CAULKING TOOL 300ML	1 PCS
302412	STEEL BRUSH RBT10 F. DRILL HOLE 10MM W. M6-COUPILING	1 PCS
302414	STEEL BRUSH RBT12 F. DRILL HOLE 10MM W. M6-COUPILING	1 PCS
302416	STEEL BRUSH RBT14 F. DRILL HOLE 14MM W. M6-COUPILING	1 PCS
302418	STEEL BRUSH RBT16 F. DRILL HOLE 16MM W. M6-COUPILING	1 PCS
302420	STEEL BRUSH RBT18 F. DRILL HOLE 18MM W. M6-COUPILING	1 PCS
302422	STEEL BRUSH RBT20 F. DRILL HOLE 20MM W. M6-COUPILING	1 PCS
302426	STEEL BRUSH RBT24 F. DRILL HOLE 24MM W. M6-COUPILING	1 PCS
302436	STEEL BRUSH RBT EXTENS. 300 MM WITH M6-COUPILING	1 PCS
302434	STEEL BRUSH RBT32 F. DRILL HOLE 32MM W. M6-COUPILING	1 PCS
302438	STEEL BRUSH RBT SDS PLUS ADAPTER WITH M6-COUPILING	1 PCS
302430	STEEL BRUSH RBT28 F. DRILL HOLE 28MM W. M6-COUPILING	1 PCS
302340	MIXER NOZZLE 14W FOR CHEMICAL ANCHOR	5 PCS
302344	MIXER NOZZLE EXTENSION 500 MM	5 PCS
302343	MIXER NOZZLE 14W FOR CHEMICAL ANCHOR BULK	800 PCS
302616	PERFORATED SLEEVE POLYPROPYLENE SH 12X80	10 PCS
302610	PERFORATED SLEEVE POLYPROPYLENE SH 16X85	10 PCS
302612	PERFORATED SLEEVE POLYPROPYLENE SH 16X130	10 PCS
302614	PERFORATED SLEEVE POLYPROPYLENE SH 20X85	10 PCS
302740	STEEL BRUSH RBT35 F. DRILL HOLE 35MM W. M6-COUPILING	1 PCS
302792	BLOW-OUT PUMP 370 MM	1 PCS
202237	PERFORATED SLEEVE METAL 16X1000	2 PCS
9202237	PERFORATED SLEEVE METAL 16X1000	50 PCS
302241	CAULKING GUN 400 ML	1 PCS
901190	Air Blow Gun Essve-1	1 PC



CHEMICAL ANCHOR ESSVE ONE-ICE

AREA OF USE

The chemical anchor ESSVE ONE-ICE is suitable for the fixation of facades, roofs, wood constructions, metal constructions; metal profile, columns, beams, consoles, railings, sanitary devices, cable trays, piping, etc.

ESSVE ONE-ICE is developed especially for installations in sub-zero temperatures and the product has a curing time and working time intended for the temperature range -20 °C till +10 °C. For installations in room temperature we recommend the standard product ESSVE ONE.

HANDLING AND STORAGE

Storage: Store in a cold and dark place, storage temperature: from +5°C up to +25 °C

Shelf life: Minimum 3 months.

Cartridge can be reused up to the end of the shelf life by replacing the static mixer or resealing cartridge with the sealing cap

DESCRIPTION

ESSVE ONE-ICE is a styrene-free vinylester resin that is delivered in a 2-component foil tube cartridge system. This high-performance product may be used in combination with a hand-, battery- or pneumatic tool and a static mixer. It was designed especially for the anchoring of threaded rods, reinforcing bars or internal threaded rod sleeves into concrete (also porous and light) as well as masonry. ESSVE ONE-ICE is characterised, by a huge range of applications with an application temperature range of -40°C to +120°C after full curing. As well as by high chemical resistance for applications in extreme ambiances e.g. in swimming pools (chlorine) or in closeness to the sea (salt). The wide range of certificates, national and international approvals, allows nearly every application.

PROPERTIES AND BENEFITS

- European Technical Assessment for use in concrete (cracked and uncracked): ETA-18/0617
- European Technical Assessment for use in masonry: ETA-18/0642 (for installation temperatures over 0°C)
- Installation in water-filled bore holes (e.g. rain water)
- Overhead application
- Low odour
- Suitable for attachment points with small edge- and anchor spacing distances due to an anchoring free of expansion forces (e.g. compared to wedge anchors)
- High chemical resistance

Specification

Application environment	Outdoors
-------------------------	----------



Standard Pro Pack

Item no	Packaging	Contents	CE
302336	PCE	0.30 L	✓

Accessories

Item no	Description	Contents
901190	Air Blow Gun Essve-1	1 PC
302412	STEEL BRUSH RBT10 F. DRILL HOLE 10MM W. M6-COUPILING	1 PCS
302414	STEEL BRUSH RBT12 F. DRILL HOLE 10MM W. M6-COUPILING	1 PCS
302436	STEEL BRUSH RBT EXTENS. 300 MM WITH M6-COUPILING	1 PCS
302438	STEEL BRUSH RBT SDS PLUS ADAPTER WITH M6-COUPILING	1 PCS
302340	MIXER NOZZLE 14W FOR CHEMICAL ANCHOR	5 PCS
302344	MIXER NOZZLE EXTENSION 500 MM	5 PCS
302343	MIXER NOZZLE 14W FOR CHEMICAL ANCHOR BULK	800 PCS
302616	PERFORATED SLEEVE POLYPROPYLENE SH 12X80	10 PCS
302610	PERFORATED SLEEVE POLYPROPYLENE SH 16X85	10 PCS
302612	PERFORATED SLEEVE POLYPROPYLENE SH 16X130	10 PCS
302614	PERFORATED SLEEVE POLYPROPYLENE SH 20X85	10 PCS
302772	PISTON PLUG VS18 FOR DRILL HOLE 18MM	10 PCS
302416	STEEL BRUSH RBT14 F. DRILL HOLE 14MM W. M6-COUPILING	1 PCS
302774	PISTON PLUG VS20 FOR DRILL HOLE 20MM	10 PCS
302776	PISTON PLUG VS22 FOR DRILL HOLE 22MM	10 PCS
302778	PISTON PLUG VS24 FOR DRILL HOLE 24MM	10 PCS
302780	PISTON PLUG VS25 FOR DRILL HOLE 25MM	10 PCS
302782	PISTON PLUG VS28 FOR DRILL HOLE 28MM	10 PCS
302784	PISTON PLUG VS30 FOR DRILL HOLE 30MM	10 PCS
302786	PISTON PLUG VS32 FOR DRILL HOLE 32MM	10 PCS
302788	PISTON PLUG VS35 FOR DRILL HOLE 35MM	10 PCS
302790	PISTON PLUG VS40 FOR DRILL HOLE 40MM	10 PCS
302792	BLOW-OUT PUMP 370 MM	1 PCS
302418	STEEL BRUSH RBT16 F. DRILL HOLE 16MM W. M6-COUPILING	1 PCS
202237	PERFORATED SLEEVE METAL 16X1000	2 PCS
9202237	PERFORATED SLEEVE METAL 16X1000	50 PCS
19602	TACK GUN CAULKING TOOL 300ML	1 PCS
302420	STEEL BRUSH RBT18 F. DRILL HOLE 18MM W. M6-COUPILING	1 PCS
302422	STEEL BRUSH RBT20 F. DRILL HOLE 20MM W. M6-COUPILING	1 PCS
302426	STEEL BRUSH RBT24 F. DRILL HOLE 24MM W. M6-COUPILING	1 PCS
302430	STEEL BRUSH RBT28 F. DRILL HOLE 28MM W. M6-COUPILING	1 PCS
302434	STEEL BRUSH RBT32 F. DRILL HOLE 32MM W. M6-COUPILING	1 PCS
302740	STEEL BRUSH RBT35 F. DRILL HOLE 35MM W. M6-COUPILING	1 PCS

STUD BOLT



STUD BOLTS FOR CHEMICAL ANCHOR, HOT DIP GALVANIZED

AREA OF USE

ESSVE Stud bolts are designed for installation together with ESSVE Chemical anchor in materials such as concrete, brick, hollow brick, lightweight concrete and stone material.

DESCRIPTION

The stud bolt is made of steel with hot dip galvanized surface treatment, 45µm.

Specification	
Surface treatment	Hot Dip Galvanized
Corrosion resistance class	C3
Application environment	Outdoors



Standard Pro Pack				
Item no	Metric thread	Length	Packaging	Contents
110401	M8	110 mm	PC	10 PCS
110405	M10	140 mm	PC	10 PCS
110407	M10	240 mm	PC	10 PCS
110409	M12	160 mm	PC	10 PCS
110411	M12	285 mm	PC	10 PCS
110414	M16	190 mm	PC	10 PCS
110413	M16	220 mm	PC	10 PCS
110415	M16	380 mm	PC	10 PCS
110417	M20	270 mm	PC	6 PCS
110419	M20	470 mm	PC	6 PCS
110421	M24	320 mm	PC	6 PCS
110423	M24	560 mm	PC	6 PCS

SELECT CORRECT ANCHOR MASS

ESSVE
ECM



ESSVE
ONE-ICE



ESSVE
ONE



ESSVE
HY



STRENGTH:	★★		★★★★		★★★★		★★★★★	
ENVIRONMENTAL ASSESSMENT	WORKS PERFECTLY	TECH 3 PARTY DOC	WORKS PERFECTLY	TECH 3 PARTY DOC	WORKS PERFECTLY	TECH 3 PARTY DOC	WORKS PERFECTLY	TECH 3 PARTY DOC
BETA TO BASTA		✓		✓		✓		✓
SUNDAHUS		✓		✓		✓		✓
BYGGVARUBEDÖMNINGEN		✓		✓		✓		✓
NORDIC ECOLABEL (SWAN LABEL)		-		-		-		✓
INSTALLATION WITH STUD, THREADED ROD, REINFORCEMENT BAR, ETC. IN:								
CONCRETE WITH THREADED ROD	★	✓	★★	✓	★★	✓	★★★★	✓
CONCRETE WITH REINFORCEMENT BAR	★	-	★★	✓	★★	✓	★★	✓
CRACKED CONCRETE WITH THREADED ROD / REINFORCEMENT BAR	-	-	★★	✓	★★	✓	★★★★	✓
NATURAL STONE WITH THREADED ROD / REINFORCEMENT BAR	★★★★	-	★★	-	★★	-	★	-
MASONRY OR LIGHTWEIGHT CONCRETE WITH THREADED ROD	★★	✓	★★★★	-	★★★★	✓	★★	-
INSTALLATION IN DIFFERENT ENVIRONMENTS:								
INSTALLATION IN DAMP HOLES	★★★★	✓	★★★★	✓	★★★★	✓	★★★★	✓
INSTALLATION IN WATER-FILLED HOLES	★★★★	✓	★★	✓	★★	✓	★★★★	✓
UNDERWATER INSTALLATION**	★★★	-	★	-	★	-	★★★	-
SWIMMING POOLS/WATER BASINS	★	-	★★★★	-	★★★★	-	★★★★	-
IN CONTACT WITH DRINKING WATER	★★	-	★★	✓	★★	✓	★★★	✓
SEISMIC ENVIRONMENTS	-	-	★★	C1	★★	C1	★★★	C2
FIRE RESISTANCE	★	-	★	-	★★★★	✓	★★★★	✓
RESISTANCE TO CHEMICAL SUBSTANCES	-	-	★★★	-	★★★	-	★★★	-
CURING TIME	NORMAL		FAST		NORMAL		NORMAL	
CURING TEMPERATURE	0°C TO +40°C		-20°C TO +10°C		-10°C TO +40°C		0°C TO +40°C	
TEMPERATURE RANGE HARDENED	-40°C TO +80°C		-40°C TO +120°C		-40°C TO +120°C		-40°C TO +160°C	
MAXIMUM LONG-TERM TEMPERATURE	+50°C		+72°C		+72°C		+100°C	
MISCELLANEOUS								
MINIMAL BLEEDING/DISCOLOURATION AROUND HOLES	★★★★		★★★		★★★		★	
MINIMAL ODOUR	★★★★		★		★★		★★★★	
UPWARD INSTALLATION IN E.G. CEILINGS	★★★★	✓	★★★	✓	★★★	✓	★★★	
ESSVE CS DIMENSIONING SOFTWARE		✓		✓		✓		✓

CONCRETE FASTENERS

✓: Documentation available from independent third party. *Data and environmental descriptions applicable at the time of printing this catalogue, 03/02/2020.

The asterisks ★ to ★★★★★ refer to product characteristics grading.

★ = Lowest ★★★★★ = Highest

**Contact teknisksupport@essve.se for more information about underwater installations.

PERFORATED SLEEVE FOR CHEMICAL ANCHOR



PERFO-SLEEVE PRE-CUT

AREA OF USE

Perforated sleeve SH shall be used when a chemical anchor is installed in hollow masonry.

DESCRIPTION

Perforated sleeve SH is manufactured in polypropylene (PP). For approved installation according to CE-marking of chemical anchors ESSVE ECM and ESSVE ONE it is presumed that SH-sleeves are used for hollow masonry to obtain the declared load capacity and safety factor in the respective ETA's.

Standard Pro Pack

Item no	Description	Length	Diameter of head	Packaging	Contents
302616	PERFORATED SLEEVE SH 12X80	80 mm	12 mm	PC	10 PCS
302610	PERFORATED SLEEVE SH 16X85	85 mm	16 mm	PC	10 PCS
302612	PERFORATED SLEEVE SH 16X130	130 mm	16 mm	PC	10 PCS
302614	PERFORATED SLEEVE SH 20X85	85 mm	20 mm	PC	10 PCS



PERFO-SLEEVE 1 M LENGTH, METAL

AREA OF USE

ESSVE Perfo-sleeve, metal, is designed for use with ESSVE Chemical Anchor when installing in hollow block materials.

DESCRIPTION

The Perfo-sleeve is made of steel and is available in 1 meter lengths. Available in three sizes, suitable for stud bolts in sizes 6-16 mm.

INSTALLATION INSTRUCTIONS

When installing the sleeve is cut to length and fitted in the drill hole. The sleeve is then filled with compound. Now press and turn the bolt and allow it to cure.

Standard Pro Pack

Item no	Description	Length	Diameter of head	Drill bit diameter	Packaging	Contents
202237	PERFORATED SLEEVE MET 16X10002	1000 mm	16 mm	16 mm	PC	2 PCS
9202237	PERFORATED SLEEVE MET16X1000	1000 mm	16 mm	16 mm	PC	50 PCS

MIXER NOZZEL

MIXER NOZZLE FOR CHEMICAL MORTAR

AREA OF USE

Mixing nozzle 14W is intended to be used with ESSVE chemical anchors.

DESCRIPTION

Exchanging the nozzle enables use of the remaining content after it has previously been opened.



Standard Pro Pack

Item no	Description	Packaging	Contents
302340	MIXER NOZZLE 14W	PC	5 PCS

Big Pro Pack

Item no	Description	Packaging	Contents
302343	MIXER NOZZLE 14W	PC	800 PCS

EXTENSION HOSE FOR CHEMICAL MORTAR

AREA OF USE

The extension shall be used on mixing nozzles to fill the holes from the bottom.



Standard Pro Pack

Item no	Description	Packaging	Contents
302344	MIXER NOZZLE EXTENSION 500MM	PC	5 PCS

BLOW OUT PUMP

DUST BLOWER FOR DRILL HOLE CLEANING

AREA OF USE

ESSVE dust blower is intended for drill hole cleaning before injection of chemical anchor.

DESCRIPTION

The dust blower can be used for small and shallow drill holes in uncracked concrete, for other conditions the cleaning must be done with compressed air (6 bar), see the ETA of the respective chemical anchor.



Standard Pro Pack

Item no	Description	Packaging	Contents
302792	BLOW-OUT PUMP 370 MM	PCE	1 PCS

METAL BRUSH



BRUSHES FOR CLEANING DRILL HOLES

AREA OF USE

Brushes for cleaning drill holes. Intended for simple installations that does not fulfill requirements of CE-marking (ETA) of the chemical anchors.

Standard Pro Pack

Item no	Description	Packaging	Contents
303709	BRUSH SET 10,12,14,18,25 MM	PC	1 SET
9303710	BRUSH METAL DIAMETER 10 MM	PC	10 PCS
9303711	BRUSH METAL DIAMETER 12 MM	PC	10 PCS
9303713	BRUSH METAL DIAMETER 14 MM	PC	10 PCS
9303715	BRUSH METAL DIAMETER 18 MM	PC	5 PCS
9303716	BRUSH METAL DIAMETER 24 MM	PC	5 PCS



STEEL BRUSH RB (INTENDED FOR HY) FOR CLEANING DRILL HOLES

AREA OF USE

The steel brush series RB shall be used for cleaning drill holes before injection of chemical anchor. The brushes are used with a wood handle that is sold separately. They are also extendable so that deep holes can be cleaned.

DESCRIPTION

Chemical anchors work through adhesion to the surrounding material, therefore it is very important to always follow the chemical anchor's installation instructions with regards to brush-cleaning and dust blowing to remove all loose dust and debris, that otherwise risk impairing the anchors load capacity and safety.

For approved installation according to CE-marking of chemical anchors ESSVE HY and ESSVE EX it is presumed that RB-brushes are used for hole cleaning to obtain the declared load capacity and safety factor in the respective ETA's.

The number after RB indicate which dimensions the drill hole has, for a Ø14 mm drill hole steel brush RB14 shall be used.

Standard Pro Pack

Item no	Description	Packaging	Contents
302742	STEEL BRUSH RB10 CE-INSTALLAT.	PCE	1 PCS
302744	STEEL BRUSH RB12 CE-INSTALLAT.	PCE	1 PCS
302746	STEEL BRUSH RB14 CE-INSTALLAT.	PCE	1 PCS
302748	STEEL BRUSH RB16 CE-INSTALLAT.	PCE	1 PCS
302750	STEEL BRUSH RB18 CE-INSTALLAT.	PCE	1 PCS
302752	STEEL BRUSH RB20 CE-INSTALLAT.	PCE	1 PCS
302754	STEEL BRUSH RB22 CE-INSTALLAT.	PCE	1 PCS
302756	STEEL BRUSH RB25 CE-INSTALLAT.	PCE	1 PCS
302758	STEEL BRUSH RB28 CE-INSTALLAT.	PCE	1 PCS
302760	STEEL BRUSH RB30 CE-INSTALLAT.	PCE	1 PCS
302762	STEEL BRUSH RB32 CE-INSTALLAT.	PCE	1 PCS
302764	STEEL BRUSH RB35 CE-INSTALLAT.	PCE	1 PCS
302766	STEEL BRUSH RB40 CE-INSTALLAT.	PCE	1 PCS
302768	STEEL BRUSH RB EXTENS. 300 MM	PCE	1 PCS
302770	STEEL BRUSH RB HANDLE 300 MM	PCE	1 PCS

STEEL BRUSH RBT (INTENDED FOR ECM/ONE) FOR CLEANING OF DRILL HOLES

AREA OF USE

The steel brush series RBT shall be used for cleaning drill holes before injection of chemical anchor. The brushes are easy and quick to cleaning with, thanks to the SDS Plus – adapter that is sold separately. They are also extendable so that deep holes can be cleaned.

DESCRIPTION

Chemical anchors work through adhesion to the surrounding material, therefore it is very important to always follow the chemical anchor's installation instructions with regards to brush-cleaning and dust blowing to remove all loose dust and debris, that otherwise risk impairing the anchors load capacity and safety.

For approved installation according to CE-marking of chemical anchors ESSVE ONE and ESSVE ECM it is presumed that RB-brushes are used for hole cleaning to obtain the declared load capacity and safety factor in the respective ETA's.

The number after RB indicate which dimensions the drill hole has, for a Ø14 mm drill hole steel brush RBT14 shall be used.

INSTALLATION INSTRUCTIONS

Follow the installation instructions in the anchor compound's ETA document.



Standard Pro Pack			
Item no	Description	Packaging	Contents
302412	STEEL BRUSH RBT10 CE-INSTALL	PCE	1 PCS
302414	STEEL BRUSH RBT12 CE-INSTALL	PCE	1 PCS
302416	STEEL BRUSH RBT14 CE-INSTALL	PCE	1 PCS
302418	STEEL BRUSH RBT16 CE-INSTALL	PCE	1 PCS
302420	STEEL BRUSH RBT18 CE-INSTALL	PCE	1 PCS
302422	STEEL BRUSH RBT20 CE-INSTALL	PCE	1 PCS
302426	STEEL BRUSH RBT24 CE-INSTALL	PCE	1 PCS
302430	STEEL BRUSH RBT28 CE-INSTALL	PCE	1 PCS
302434	STEEL BRUSH RBT32 CE-INSTALL	PCE	1 PCS
302740	STEEL BRUSH RBT35 CE-INSTALL	PCE	1 PCS
302436	STEEL BRUSH RBT EXTENS. 300 MM	PCE	1 PCS
302438	STEEL BRUSH RBT SDS PLUS ADAP	PCE	1 PCS

CAULKING GUN

DISPENSER 400ML

AREA OF USE

Cartridge gun 400 ml is designed for use with ESSVE Chemical Anchor.



Standard Pro Pack			
Item no	Description	Packaging	Contents
302241	CAULKING GUN 400 ML	PCE	1 PCS

INJECTION PLUG



INJECTION PLUG

AREA OF USE

Injection plug VS is applied to the extension of the mixer nozzle to obtain a good filling of the Chemical Anchor in larger drill holes.

DESCRIPTION

In order to make an approved installation according to the CE marking for the Chemical Anchor ESSVE ONE and ESSVE HY, it is assumed that the VS injection plug is used to obtain the load values and safety factors given in each ETA document. VS injection plug is required for all installations where the drill hole is 18 mm or larger if the installation is upwards, or if the mounting depth is 250 mm or higher for horizontal or downward mounting. The figure after the designation VS indicates which dimension the drill hole has. Thus, the injection plug VS18 must be used for Ø18 mm boreholes.

Standard Pro Pack

Item no	Description	Packaging	Contents
302772	PISTON PLUG VS18	PC	10 PCS
302774	PISTON PLUG VS20	PC	10 PCS
302776	PISTON PLUG VS22	PC	10 PCS
302778	PISTON PLUG VS24	PC	10 PCS
302780	PISTON PLUG VS25	PC	10 PCS
302782	PISTON PLUG VS28	PC	10 PCS
302784	PISTON PLUG VS30	PC	10 PCS
302786	PISTON PLUG VS32	PC	10 PCS
302788	PISTON PLUG VS35	PC	10 PCS
302790	PISTON PLUG VS40	PC	10 PCS

ADHESIVES AND SEALANTS

ADHESIVE	309
SEALANTS	328
FOAM	348
FILLER	352
PUTTY	353
ACTIVATOR, PRIMER AND CLEANING	355
FIRE STOP	357
ACCESSORIES	362

SYMBOLS

INDOOR

C1

Electro zinc plated, fosfated
corrosivity C1

C2

Hot dip galvanized
corrosivity C2

OUTDOOR

C3

Hot dip galvanized
corrosivity C3

C4

Anti-corrosion treated
corrosivity C4

STAINLESS

A2

Stainless steel A2

A4

Stainless steel, acid proof A4



Indoors/Outdoors, Indoors,
Outdoors



Paintable, Not paintable

MATERIALS



Wood



Drywall



Board



Lightweight concrete



Concrete



Hollow brick



Brick



Natural stone



Hollow core element



Steel



Stainless steel



Aluminium

CONSTRUCTION ADHESIVE

ESS TACK XTRM - CONSTRUCTION ADHESIVE

AREA OF USE

- For indoor and outdoor use
- Maximum direct load capability - 500 kg directly
- Exceptional direct load carrying capability
- Construction, industry, marine, craft work, etc
- Wood, metal, concrete, glass, plasterboard, mirrors, Styrofoam
- Replaces screws, nails, rivets, etc.
- Requires gun ESS TACK GUN



DESCRIPTION

ESS TACK XTRM mounting adhesive with extreme direct load-carrying capability - grips immediately before curing. The adhesive is strong, fast curing, flexible and weather resistant. The product is virtually odourless. ESS TACK XTRM will not damage other materials, and has good chemical and temperature resistance. Require a stronger cartridge gun type TACK GUN. Clean with Universal cleaning cloth/spray. Free from solvents, isocyanates, phthalate and silicone

- Working temperature +5 °C to +40 °C
- Paintable
- Store upright at room temperature max +25 °C

More information and safety data sheet available on essve.com

Specification

Application environment	Indoors/Outdoors
-------------------------	------------------



Standard Pro Pack

Item no	Color	Packaging	Contents
17366	White	PCE	0.29 L

Accessories

Item no	Description	Contents
19942	CAP FOR ESS TACK NOZZLE	5 PCS
19940	CARTRIDGE NOZZLE ESS TACK	5 PCS
19602	TACK GUN CAULKING TOOL 300ML	1 PCS
19504	AIR CAULKING GUN T16 PRO METAL 300 ML	1 PCS
118800	CLEANER WIPES 150PCE	150 PCS
118796	CLEANER SPRAY 500ML	0.50 L



ESS TACK PRO1

AREA OF USE

- For indoor and outdoor use
- High load-carrying capability (300 kg directly)
- Adheres to most materials
- Construction, industry, marine, craftwork
- Wood, metal, concrete, glass, plasterboard, mirrors, Styrofoam
- Best application with TACK GUN

DESCRIPTION

Instant bonding and fast curing mounting adhesive with high immediate load-carrying capability. Strong, weatherproof, universal adhesive with some flexibility based on MS polymer. Apply in dots or strips, not for full surface coverage. The product is slightly viscous at lower temperatures, especially if you lack the tools with good compound action. A slightly stronger cartridge gun is recommended, for example, TACK GUN. Does not damage delicate materials such as polystyrene or mirrors. Clean with Universal cleaning cloth/spray.

- Free from solvents, isocyanates, phthalate and silicone
- Working temperature +5 °C to +40 °C
- Paintable
- Store upright at room temperature max +25 °C

More information and safety data sheet available on essve.com

Specification	
Application environment	Indoors/Outdoors



Standard Pro Pack

Item no	Color	Packaging	Contents
17370	White	PCE	0.29 L
3317370	White - Baltic Edition	PCE	0.29 L
17380	White	PC	6 PCS

Accessories

Item no	Description	Contents
19942	CAP FOR ESS TACK NOZZLE	5 PCS
19940	CARTRIDGE NOZZLE ESS TACK	5 PCS
19602	TACK GUN CAULKING TOOL 300ML	1 PCS
19504	AIR CAULKING GUN T16 PRO METAL 300 ML	1 PCS
118796	CLEANER SPRAY 500ML	0.50 L

ESS TACK EASY

AREA OF USE

- For indoor and outdoor use
- Construction, industry, marine, craftwork
- Wood, metal, concrete, glass, plasterboard, mirrors, Styrofoam
- Good load-carrying capability (220 kg directly).



DESCRIPTION

ESS TACK EASY mounting adhesive with direct load-carrying capability - grips before curing. ESS TACK EASY is very strong, fast curing. Apply in dots or strips, not for full surface coverage. The product is completely weatherproof. Will not damage other materials, such as Styrofoam or mirrors and has good chemical and temperature resistance. The product is easier to extract from the cartridge than other so-called High Tack product, which facilitates use at lower temperatures. Clean with Universal cleaning cloth/spray.

- Free from solvents, isocyanates, phthalate and silicone
- fast curing
- Working temperature +5 °C to +40 °C
- Paintable
- Store upright at room temperature max +25 °C

More information and safety data sheet available on essve.com

Specification

Application environment	Indoors/Outdoors
-------------------------	------------------



Standard Pro Pack

Item no	Color	Color code NCS-S	Packaging	Contents
17364	White	S0502-G50Y	PCE	0.29 L
3317364	White - Baltic Edition	S0502-G50	PCE	0.29 L
17368	White	S0502-G50Y	PCE	0.60 L
17372	Black	S9000-N	PCE	0.29 L
17374	Gray	S3502-Y	PCE	0.29 L
17376	Brick red	S4040-Y70R	PCE	0.29 L
17378	Brick red	S3040-Y60R	PCE	0.29 L
17382	Anthracite	S8000-N	PCE	0.29 L
17384	White	S0502-G50Y	PC	6 PCS

Accessories

Item no	Description	Contents
19602	TACK GUN CAULKING TOOL 300ML	1 PCS
19940	CARTRIDGE NOZZLE ESS TACK	5 PCS
19942	CAP FOR ESS TACK NOZZLE	5 PCS
19404	CAULKING GUN H14 PRO METAL	1 PCS
19504	AIR CAULKING GUN T16 PRO METAL 300 ML	1 PCS
19508	AIR GUN T22XP PRO METAL 600 ML	1 PCS
19515	BATTERY TO GUN 10,8V/1,1A	1 PCS
31339	ANGLE NOZZLE ADAPTER CARTRIDGE 300ML	5 PCS
19997	NOZZLE STANDARD 300ML	5 PCS
31340	SCREW CAP CARTRIDGE	5 PCS
31338	CARTRIDGE NOZZLE LONG 17CM	2 PCS
19944	CARTRIDGE NOZZLE 360°	5 PCS
19999	NOZZLES FOR 600ML SAUSAGES - 5	5 PCS
19970	NOZZLE FLR 600ML-5	5 PCS
19315	ESSVE CAULKING GUN 300ML	1 PCS
118796	CLEANER SPRAY 500ML	0.50 L



ESS TACK CLEAR - CONSTRUCTION ADHESIVE

AREA OF USE

- For indoor and outdoor use
- Construction, industry, marine, craft work, etc
- Wood, metal, concrete, glass, plasterboard, mirrors, Styrofoam
- Replaces screws, nails, rivets, etc.
- High load-carrying capability (200 kg directly).

DESCRIPTION

ESS TACK CLEAR is a transparent contact adhesive with direct load-carrying capability - grips before curing. It is strong, quick curing and flexible. The product is completely weatherproof. ESS TACK CLEAR will not damage other materials, and has good chemical and temperature resistance. ESS TACK CLEAR gives a completely clear adhesive joint after curing, which makes it in principle invisible. Clean with Universal cleaning cloth/spray.

- Free from solvents, isocyanates, phthalate and silicone
- Paintable
- Working temperature +5 °C to +40 °C
- Store upright at room temperature max +25 °C

More information and safety data sheet available on essve.com

Specification	
Application environment	Indoors/Outdoors



Standard Pro Pack

Item no	Color	Packaging	Contents
17352	Transparent	PCE	0.29 L

Accessories

Item no	Description	Contents
31340	SCREW CAP CARTRIDGE	5 PCS
31339	ANGLE NOZZLE ADAPTER CARTRIDGE 300ML	5 PCS
31338	CARTRIDGE NOZZLE LONG 17CM	2 PCS
19997	NOZZLE STANDARD 300ML	5 PCS
19944	CARTRIDGE NOZZLE 360°	5 PCS
19504	AIR CAULKING GUN T16 PRO METAL 300 ML	1 PCS
19404	CAULKING GUN H14 PRO METAL	1 PCS
19602	TACK GUN CAULKING TOOL 300ML	1 PCS
19315	ESSVE CAULKING GUN 300ML	1 PCS

CONSTRUCTION ADHESIVE ECO

AREA OF USE

- Construction and mounting adhesive
- For simpler/easier invisible mounting indoors.
- Wood, chipboard
- Concrete, metal
- Drywall panels, Leca
- Styrofoam
- Construction and panel adhesive



DESCRIPTION

Mounting adhesive ECO is a water based mounting and construction adhesive that cures to a transparent bonded joint. As the product turns transparent any surplus adhesive is not directly visible. Cures quickly and must be used indoors or in environments that are not exposed to the weather and wind before the adhesive cures. After curing the product is weather and water resistant. A surface should be absorbent for the best effect. For mounting without demands on high direct load carrying capability. Clean with water.

- White when applied, cures to transparent
- Free from solvents, isocyanates, phthalate and silicone
- Paintable
- Freeze-proof down to -10 °C
- Working temperature +5 °C to +40 °C
- Store upright at room temperature max +25°C

Specification

Application environment	Indoors
-------------------------	---------



Standard Pro Pack

Item no	Color	Packaging	Contents
20117	Transparent	PCE	0.30 L
20119	Transparent	PCE	0.60 L

Accessories

Item no	Description	Contents
31340	SCREW CAP CARTRIDGE	5 PCS
19602	TACK GUN CAULKING TOOL 300ML	1 PCS
19940	CARTRIDGE NOZZLE ESS TACK	5 PCS
19942	CAP FOR ESS TACK NOZZLE	5 PCS
19404	CAULKING GUN H14 PRO METAL	1 PCS
19504	AIR CAULKING GUN T16 PRO METAL 300 ML	1 PCS
19508	AIR GUN T22XP PRO METAL 600 ML	1 PCS
19515	BATTERY TO GUN 10,8V/1,1A	1 PCS
31339	ANGLE NOZZLE ADAPTER CARTRIDGE 300ML	5 PCS
19997	NOZZLE STANDARD 300ML	5 PCS
19999	NOZZLES FOR 600ML SAUSAGES - 5	5 PCS
19970	NOZZLE FLR 600ML-5	5 PCS
31338	CARTRIDGE NOZZLE LONG 17CM	2 PCS
19944	CARTRIDGE NOZZLE 360°	5 PCS
19315	ESSVE CAULKING GUN 300ML	1 PCS
118796	CLEANER SPRAY 500ML	0.50 L



CONSTRUCTION ADHESIVE OUTDOOR

AREA OF USE

For permanent bonding in demanding environments, both indoors and outdoors.
Bonds:

- Wood, stone
- Concrete, chipboard
- Drywall and construction boards
- Metal and Leca

DESCRIPTION

Instant grip (contact bonding) and adheres to damp, cold surfaces all year round. Freeze-proof. Can bleed through and damage delicate plastics, painted and veneered surfaces. Not for mirrors/styrofoam. Clean with cleaning cloth/spray.

- Solvent based
- Application temperature -10 °C to +40 °C
- Paintable
- Store upright at room temperature max. +25 °C

Specification

Application environment	Outdoors
-------------------------	----------



Standard Pro Pack

Item no	Color	Packaging	Contents
118790	Beige	PCE	0.30 L

Accessories

Item no	Description	Contents
31340	SCREW CAP CARTRIDGE	5 PCS
31339	ANGLE NOZZLE ADAPTER CARTRIDGE 300ML	5 PCS
31338	CARTRIDGE NOZZLE LONG 17CM	2 PCS
19997	NOZZLE STANDARD 300ML	5 PCS
19944	CARTRIDGE NOZZLE 360°	5 PCS
19504	AIR CAULKING GUN T16 PRO METAL 300 ML	1 PCS
19404	CAULKING GUN H14 PRO METAL	1 PCS
19602	TACK GUN CAULKING TOOL 300ML	1 PCS
19315	ESSVE CAULKING GUN 300ML	1 PCS

CONSTRUCTION ADHESIVE INDOOR

DESCRIPTION

Provides a flexible, sealing and gap filling joint. Cures in humidity and consequently slowly in tight joints. At lower temperatures, below +5 °C, extremely slowly. Curing resumes as the temperature rises. Frost-proof, water and weather-resistant. Clean with Universal cleaning cloth/spray.

- Free from solvents, isocyanates, phthalate and silicone
- Application temperature +5 °C to +40 °C
- Paintable
- Store upright at room temperature max. +25 °C



Specification

Application environment	Indoors
-------------------------	---------



Standard Pro Pack

Item no	Color	Packaging	Contents
118788	White	PCE	0.30 L

CONSTRUCTION ADHESIVE FOR CONSTRUCTION AND INDUSTRY

AREA OF USE

- For indoor and outdoor use
- Construction, car bodywork
- Vehicles, industry
- Marine mounting
- Fast curing and strong
- Metal, wood, stone
- Concrete, chipboard, drywall
- Leca and Styrofoam



DESCRIPTION

Strong, high bonding, sealing and gap-filling adhesive. Cures in contact with air moisture and consequently slowly in tight joints and at lower temperatures, below +5 °C, extremely slowly. Curing resumes as the temperature rises. Frost-proof, water and weather-resistant. Clean with Universal cleaning cloth/spray.

- Versatile and easy-to-apply
- Free from solvents, isocyanates, phthalate and silicone
- Application temperature +5 °C to +40 °C
- Paintable
- Store upright at room temperature max. +25 °C

Specification

Application environment	Indoors/Outdoors
-------------------------	------------------



Standard Pro Pack

Item no	Color	Packaging	Contents
118780	Gray	PCE	0.30 L
118778	White	PCE	0.30 L
118782	Black	PCE	0.30 L



CONSTRUCTION ADHESIVE FOR CONSTRUCTION AND INDUSTRY ECO

AREA OF USE

- Indoor applications
- High tech mounting adhesive
- For most mounting applications
- E.g.: dado panels, boards
- Windows and linings
- Styrofoam, window sills

DESCRIPTION

A versatile, easy-to-work mounting adhesive with environmental profile. Perfect for all indoor mounting work or in dry, heated environments. Also works well outdoors if the product is allowed to dry before it is exposed to rain or low temperatures. Easy to wipe away spillage and mess before it dries using just water and a cloth. A true all-round product.

- Immediate adhesion/load carrying capability
- High tack, min 180 Kg/m2 direct
- Filling and strong
- Easy-to-work, dries quickly
- Paintable
- Work temperature +5-30 °C
- Withstands jolts, impact and vibrations
- Free of solvents and other substances harmful to the environment

Standard Pro Pack

Item no	Color	Packaging	Contents
118784	White	PCE	0.30 L
118786	Transparent	PCE	0.30 L

Accessories

Item no	Description	Contents
31340	SCREW CAP CARTRIDGE	5 PCS
31339	ANGLE NOZZLE ADAPTER CARTRIDGE 300ML	5 PCS
31338	CARTRIDGE NOZZLE LONG 17CM	2 PCS
19997	NOZZLE STANDARD 300ML	5 PCS
19944	CARTRIDGE NOZZLE 360°	5 PCS
19504	AIR CAULKING GUN T16 PRO METAL 300 ML	1 PCS
19404	CAULKING GUN H14 PRO METAL	1 PCS
19602	TACK GUN CAULKING TOOL 300ML	1 PCS
19315	ESSVE CAULKING GUN 300ML	1 PCS

CONTACT ADHESIVE

CONTACT ADHESIVE

AREA OF USE

- For indoor use
- Edging
- Veneers, wood, rubber
- Ceramics, paper, leather
- Soft foam insulation
- Carpet folds, metal



DESCRIPTION

Traditional contact adhesive based on rubber and solvents that attach with instant grab. The texture makes the adhesive easy to apply and spread out. Apply glue on both sides, put the parts together and take apart, after 1-5 minutes the parts can be put together and they attach directly (contact adhesive principle). Adheres to most materials but should not be used for cellular plastic or other solvent sensitive materials.

The product can be used in lower temperatures.

Specification

Application environment	Indoors/Outdoors
-------------------------	------------------



Standard Pro Pack

Item no	Color	Packaging	Contents
118772	Yellow	PCE	0.25 L
118774	Yellow	PCE	0 L

Accessories

Item no	Description	Contents
118800	CLEANER WIPES 150PCE	150 PCS
118796	CLEANER SPRAY 500ML	0.50 L

WOOD ADHESIVE



WOOD ADHESIVE INDOOR

AREA OF USE

- For indoor use
- In moisture-free environments
- For most types of wood such as:
 - Wood, particle board, OSB, Plywood
 - Wood fibre, Paper etc.

DESCRIPTION

Classic wood glue or so-called white glue based on PVAc. Works well on most wood. For the best results, the material to be glued should have a good fit and preferably be newly processed. Clamp the application for at least thirty minutes, preferably longer. Store frost-free, non-dried glue is cleaned with water or Universal cleaning cloth.

- Moisture class D2
- Paintable
- Working temperature +5 °C to +40 °C
- Store upright at room temperature max +25 °C

Specification

Application environment

Indoors



Standard Pro Pack

Item no	Color	Packaging	Contents
20031	Transparent	PCE	0.25 L
20033	Transparent	PCE	0.75 L
20035	Transparent	PCE	5 L
20037	Transparent	PCE	25 L
20039	Transparent	PCE	100 L

WOOD ADHESIVE WINTER

AREA OF USE

- For indoor use
- In dry, not-constantly moist environments
- All round wood glue
- Wood against wood
- OSB- Drywall and chipboard
- Parquet and laminate flooring
- Outdoor furniture, etc.



DESCRIPTION

Wood glue/white glue of so-called winter type based on PVAc. For the best results, the material to be glued should have a good fit and preferably be newly processed. Clamp the application for at least thirty minutes, preferably longer. Can be stored and used cold, down to -10 °C, but best frost-free. Non-dried glue is cleaned with water or Universal cleaning cloth.

- Moisture class D2
- Paintable
- Working temperature -10 °C to +40 °C
- Store upright at room temperature max +25 °C

Specification

Application environment	Indoors
-------------------------	---------



Standard Pro Pack

Item no	Color	Packaging	Contents
20051	Transparent	PCE	0.25 L
20053	Transparent	PCE	0.75 L
20055	Transparent	PCE	5 L
20057	Transparent	PCE	25 L
20059	Transparent	PCE	100 L



WOOD ADHESIVE OUTDOOR

AREA OF USE

- For indoor and outdoor use
- All round wood glue
- Wood against wood
- Doors and windows
- Parquet and laminate flooring
- Outdoor furniture, etc.

DESCRIPTION

Classic wood glue or so-called white glue based on PVAc for use in non constant moist applications. The glue is in moisture class D3, which means it withstands being wet, but is not waterproof over time, must be allowed to dry. For the best results, the material to be glued should have a good fit and preferably be newly processed. Clamp the application for at least thirty minutes, preferably longer. Store frost-free, non-dried glue is cleaned with water or Universal cleaning cloth.

- Moisture class D3
- Paintable
- Working temperature +5 °C to +40 °C
- Store upright at room temperature max +25 °C

Specification

Application environment	Indoors/Outdoors
-------------------------	------------------



Standard Pro Pack

Item no	Color	Packaging	Contents
20071	Transparent	PCE	0.25 L
20073	Transparent	PCE	0.75 L
20075	Transparent	PCE	5 L
20077	Transparent	PCE	25 L
20079	Transparent	PCE	100 L

WOOD ADHESIVE RAPID

AREA OF USE

- For indoor use
- For all types of applications where traditional wood adhesive is used
- Strong even if you don't need to put it under pressure
- Since the product is gap-filling the surfaces does not need to complete even in order to get good adhesion.



DESCRIPTION

For indoor use, not in non-constantly humid environments. Good adhesion to wood, stone, concrete, plasterboard, leca and cellular plastic. Does not have to dry under pressure, one side needs to absorb moisture. Fixates in 30 sec but achieves full strength after a few days. Flexible wood adhesive. Wet adhesive is cleaned with water or cleaning wipes.

- Does not flow
- A little flexible
- Working temp. +5 to +40°C
- Stored standing at room temperature, max +25°

Specification

Application environment	Indoors
-------------------------	---------



Standard Pro Pack

Item no	Packaging	Contents
118692	PCE	0.23 L
33118692	PCE - Baltic Edition	0.23 L
118693	PCE	0.48 L



WOOD ADHESIVE PU

AREA OF USE

- For indoor and outdoor use
- Wood against wood
- OSB/chipboard
- Styrofoam, foam rubber
- Metal, etc.

DESCRIPTION

Completely waterproof, wood glue based on Polyurethane. The adhesive has a filling capacity and foams up slightly when curing, dose in moderation. For the fastest glue fixing and thorough curing, water or use ESSVE activator before installation. For the best results, the material to be glued should be robust, have a reasonable fit and preferably be clean and free of grease. The glue joint should be clamped in a press or be held using its own weight for at least thirty minutes, preferably longer (glue expands). Store in a cool, but frost-free place. Uncured glue is cleaned using white spirit, alcohol or preferably ESSVE cleaning spray/universal cleaning cloth.

- Moisture class D4
- Paintable
- Working temperature +10 °C to +40 °C
- Store upright at room temperature max +25 °C

Specification

Application environment	Indoors/Outdoors
-------------------------	------------------



Standard Pro Pack

Item no	Color	Packaging	Contents
20093	Yellow	PCE	0.75 L

STONE ADHESIVE

STONE ADHESIVE GEL

AREA OF USE

- Stone walls, kerb stones
- Top stone, concrete
- Lightweight concrete, Leca, brick
- Wood, metal, drywall
- Styrofoam, insulation
- Extra quick with activator



DESCRIPTION

A time saving, effective and completely waterproof gel adhesive. Replaces both mounting adhesive and PU adhesive for use in non classified or load carrying joints. Cures extra quickly with ESSVE Activator – perfect for lower temperatures and closed applications. Expands when curing, joints should be clamped. Fixes depending on the temperature after about 5-8 minutes and can be loaded after a few hours. The gel is drip-free and does not run, not even on walls or the ceiling. Applied using caulking gun TACK GUN.

- Fast curing
- Super strong and filling
- 100 % waterproof
- Does not withstand sunlight, must be covered/painted over
- Working temperature +5 °C to +30 °C
- Fixes from 5 minutes
- Can be loaded after a few hours

Specification

Application environment	Indoors/Outdoors
-------------------------	------------------



Standard Pro Pack

Item no	Color	Packaging	Contents
20175	Yellow	PCE	0.30 L

Accessories

Item no	Description	Contents
31340	SCREW CAP CARTRIDGE	5 PCS
31339	ANGLE NOZZLE ADAPTER CARTRIDGE 300ML	5 PCS
31338	CARTRIDGE NOZZLE LONG 17CM	2 PCS
19997	NOZZLE STANDARD 300ML	5 PCS
19944	CARTRIDGE NOZZLE 360°	5 PCS
19504	AIR CAULKING GUN T16 PRO METAL 300 ML	1 PCS
19404	CAULKING GUN H14 PRO METAL	1 PCS
19602	TACK GUN CAULKING TOOL 300ML	1 PCS
19315	ESSVE CAULKING GUN 300ML	1 PCS



STONE ADHESIVE FOAM

AREA OF USE

- For inside and outside
- Stone walls, kerb stones
- Top stone, concrete
- Lightweight concrete, Leca, brick
- Wood, metal, drywall
- Styrofoam, insulation
- Extra quick curing with activator

DESCRIPTION

Replaces both mounting adhesive and PU adhesive for use in non classified or load carrying joints. Effective and timesaving. Gives a very strong and gap filling, waterproof fixing. Stone Adhesive comes with a multiadapter and can be applied with straw or with a foam gun. Gun is recommended since it gives better control and better possibilities to start working again after some time. It makes it also possible to use the ESSVE Y-adapter (accessories) which saves even more time. Cures extra quickly with ESSVE Activator – perfect for lower temperatures down to -18°C and closed applications.

- Fast curing
- Extra fast curing with ESSVE Aktivator
- 100 % waterproof
- Does not withstand sunlight, must be covered/painted over
- Working Temperature -10° to +35°C
- Fixates after 10 minutes
- Can be loaded from 30-60 minutes

Standard Pro Pack

Item no	Color	Packaging	Contents
118826	Beige	PCE	0.75 L
118824	Beige	PCE	0.40 L

BOARD ADHESIVE

CHIP BOARD ADHESIVE HYBRID

AREA OF USE

- For indoor and outdoor use
- Chipboard floors, Platform floors
- Chipboard and floor structures
- Moisture resistant membrane function
- Counteracts creaking floors



DESCRIPTION

For bonding chipboard sub-flooring, in grooves and wooden joists. Bonding according to the platform principle, gives a moisture-resistant membrane function and counteracts creaking floors. Use in combination with screws according to the instructions from the board supplier. Clean up spills with cleaning cloth and water. See also TDS for important application information.

- Waterproof
- Based on hybrid-technology
- Free from solvents, isocyanates and silicon
- Paintable
- Working temperature -10 °C to +40 °C
- Store upright at room temperature max +25°C

Specification

Application environment	Indoors/Outdoors
-------------------------	------------------



Standard Pro Pack

Item no	Packaging	Contents
20116	PCE	0.30 L

Accessories

Item no	Description	Contents
19602	TACK GUN CAULKING TOOL 300ML	1 PCS
19940	CARTRIDGE NOZZLE ESS TACK	5 PCS
19997	NOZZLE STANDARD 300ML	5 PCS
31340	SCREW CAP CARTRIDGE	5 PCS
31338	CARTRIDGE NOZZLE LONG 17CM	2 PCS
19944	CARTRIDGE NOZZLE 360°	5 PCS
19315	ESSVE CAULKING GUN 300ML	1 PCS
118796	CLEANER SPRAY 500ML	0.50 L
19942	CAP FOR ESS TACK NOZZLE	5 PCS
19404	CAULKING GUN H14 PRO METAL	1 PCS
19504	AIR CAULKING GUN T16 PRO METAL 300 ML	1 PCS
19508	AIR GUN T22XP PRO METAL 600 ML	1 PCS
19515	BATTERY TO GUN 10,8V/1,1A	1 PCS
31339	ANGLE NOZZLE ADAPTER CARTRIDGE 300ML	5 PCS



CHIPBOARD ADHESIVE ECO

AREA OF USE

- For indoor and outdoor use
- Chipboard floors
- Platform floors
- Chipboard against floor structures
- Moisture resistant membrane function
- Counteracts creaking floors

DESCRIPTION

A solvent free chipboard adhesive. Specially developed for installing both platform floors as well as normal chipboard flooring. The adhesive is weather-resistant, withstands the cold, quickly forms a membrane and is highly effective in preventing creaking floors. It is versatile and easy-to-work and simple to clean in the event of spills and spots. Used instead of adhesive in combination with screws according to the recommendations of the board supplier.

- Water-based
- Free of solvent/environment harmful substances
- Odourless
- Paintable
- Working temperature -10 °C to max. +40 °C
- Store upright at room temperature max +25 °C

Specification

Application environment	Indoors/Outdoors
-------------------------	------------------



Standard Pro Pack

Item no	Color	Packaging	Contents
20115	Beige	PCE	0.30 L
20127	Beige	PCE	0.60 L

Accessories

Item no	Description	Contents
19602	TACK GUN CAULKING TOOL 300ML	1 PCS
19940	CARTRIDGE NOZZLE ESS TACK	5 PCS
19942	CAP FOR ESS TACK NOZZLE	5 PCS
19404	CAULKING GUN H14 PRO METAL	1 PCS
19504	AIR CAULKING GUN T16 PRO METAL 300 ML	1 PCS
19508	AIR GUN T22XP PRO METAL 600 ML	1 PCS
19515	BATTERY TO GUN 10,8V/1,1A	1 PCS
31339	ANGLE NOZZLE ADAPTER CARTRIDGE 300ML	5 PCS
19997	NOZZLE STANDARD 300ML	5 PCS
19999	NOZZLES FOR 600ML SAUSAGES - 5	5 PCS
19970	NOZZLE FLR 600ML-5	5 PCS
31340	SCREW CAP CARTRIDGE	5 PCS
31338	CARTRIDGE NOZZLE LONG 17CM	2 PCS
19944	CARTRIDGE NOZZLE 360°	5 PCS
19315	ESSVE CAULKING GUN 300ML	1 PCS
118796	CLEANER SPRAY 500ML	0.50 L

DRYWALL ADHESIVE CONSTRUCTION

AREA OF USE

- For indoor use
- Wetroom boards
- Fibre cement boards
- Drywall against timber/steel joists
- Chipboard
- Concrete, Leca, etc.



DESCRIPTION

Water based, quick fixing board adhesive for wet room boards, fibre cement boards and drywall panels on wood, metal joints and Leca. One material should always be absorbent. For the best results, combine with screws (minimum 6 screws/120 cm wide board). Applications without screws only in accordance with separate instructions from board suppliers. For dry, not-constantly moist environments. Clean up spills with water/damp cloth.

- Quick fixing, from 30 minutes
- Odourless
- Highly efficient installation
- Fully sealed joints, sound damping
- Free of environmentally hazardous substances
- Freeze-proof down to -10 °C.

Specification

Application environment	Indoors
-------------------------	---------



Standard Pro Pack

Item no	Color	Packaging	Contents
118808	White	PCE	0.30 L
118810	White	PCE	0.60 L

Accessories

Item no	Description	Contents
19602	TACK GUN CAULKING TOOL 300ML	1 PCS
19940	CARTRIDGE NOZZLE ESS TACK	5 PCS
19942	CAP FOR ESS TACK NOZZLE	5 PCS
19404	CAULKING GUN H14 PRO METAL	1 PCS
19504	AIR CAULKING GUN T16 PRO METAL 300 ML	1 PCS
19508	AIR GUN T22XP PRO METAL 600 ML	1 PCS
19515	BATTERY TO GUN 10,8V/1,1A	1 PCS
31339	ANGLE NOZZLE ADAPTER CARTRIDGE 300ML	5 PCS
19997	NOZZLE STANDARD 300ML	5 PCS
19999	NOZZLES FOR 600ML SAUSAGES - 5	5 PCS
19970	NOZZLE FLR 600ML-5	5 PCS
31340	SCREW CAP CARTRIDGE	5 PCS
31338	CARTRIDGE NOZZLE LONG 17CM	2 PCS
19944	CARTRIDGE NOZZLE 360°	5 PCS
19315	ESSVE CAULKING GUN 300ML	1 PCS
118796	CLEANER SPRAY 500ML	0.50 L

CONSTRUCTION SEALANT



ALL WEATHER SEALANT

AREA OF USE

- Installation and repair
- Rainwater system/gutters
- Sealing of penetrations in the roof and foundation.
- One product – all year round – in all weathers!

DESCRIPTION

Extremely versatile product based on a unique rubber solution. As the name implies the compound fixes and seals in all weather irrespective of the time of year and the conditions. Available in completely transparent or black finishes and provides a very elastic seal that is fully weather resistant. The product is primarily meant to be used outdoors, due to the sharp odour, but also works well indoors if you can accept the odour, which quickly fades. Our absolute recommendation for the installation and repair of leaking gutters, rainwater systems and sealing of penetrations in a roof and foundations.

- Adheres in any weather, wet, cold, etc.
- Highly elastic
- Adheres to almost all materials
- Does not freeze
- Permanent completely watertight seal
- Easy to work with
- Fully waterproof from the first second
- Paintable
- Application temperature 5 - 40 °C

Specification

Application environment	Outdoors
-------------------------	----------



Standard Pro Pack

Item no	Color	Packaging	Contents
118718	Transparent	PCE	0.30 L
118720	Black	PCE	0.30 L
33118718	Transparent – Baltic Edition	PCE	0.30 L

Accessories

Item no	Description	Contents
31340	SCREW CAP CARTRIDGE	5 PCS
31339	ANGLE NOZZLE ADAPTER CARTRIDGE 300ML	5 PCS
31338	CARTRIDGE NOZZLE LONG 17CM	2 PCS
19997	NOZZLE STANDARD 300ML	5 PCS
19944	CARTRIDGE NOZZLE 360°	5 PCS
19207	SEALANT APPLICATION TOOL 30 MM	1 PCS
19206	SEALANT APPLICATION TOOL 25 MM	1 PCS
19205	SEALANT APPLICATION TOOL 20 MM	1 PCS
19204	SEALANT APPLICATION TOOL 15 MM	1 PCS
19203	SEALANT APPLICATION TOOL 10 MM	1 PCS
19202	SEALANT APPLICATION TOOL 8 MM	1 PCS
19201	SEALANT APPLICATION TOOL 6 MM	1 PCS
19504	AIR CAULKING GUN T16 PRO METAL 300 ML	1 PCS
19404	CAULKING GUN H14 PRO METAL	1 PCS
19602	TACK GUN CAULKING TOOL 300ML	1 PCS
19315	ESSVE CAULKING GUN 300ML	1 PCS

CONSTRUCTION SEALANT FAÇADE - HIGHLY ELASTIC EXPANSION JOINTS

AREA OF USE

- For indoor and outdoor use
- Between façade/building structure
- Around windows, doors
- Pipes and penetrations
- Construction sealing



DESCRIPTION

Highly elastic expansion joints (Hybrid sealant). Cures in contact with air moisture and consequently slowly in tight joints and at lower temperatures, below +5°C, extremely slowly. Curing resumes as the temperature rises. Frost-proof, water and weather-resistant. Clean with cleaning cloth/spray or solvent.

- Weather-resistant
- Soft and low modular
- Working temperature +5°C to +40°C
- Paintable
- Store upright at room temperature +25°C

Specification

Application environment Indoors/Outdoors



Standard Pro Pack

Item no	Color	Color code NCS-S	Packaging	Contents	CE
118501	White	0502-G	PCE	0.30 L	✓
118503	Kiselgray	2502-Y	PCE	0.30 L	✓
118505	Concretegray	3502-Y	PCE	0.30 L	✓
118507	Black	9000-N	PCE	0.30 L	✓
118509	White	0502-G	PCE	0.60 L	✓
118511	Kiselgray	2502-Y	PCE	0.60 L	✓
118513	Concretegray	3502-Y	PCE	0.60 L	✓
118515	Black	9000-N	PCE	0.60 L	✓

Accessories

Item no	Description	Contents
118800	CLEANER WIPES 150PCE	150 PCS
31340	SCREW CAP CARTRIDGE	5 PCS
31339	ANGLE NOZZLE ADAPTER CARTRIDGE 300ML	5 PCS
31338	CARTRIDGE NOZZLE LONG 17CM	2 PCS
31332	SEALANT TOOL - LARGE	1 PCS
31331	SEALANT TOOL - SMALL	1 PCS
19997	NOZZLE STANDARD 300ML	5 PCS
19944	CARTRIDGE NOZZLE 360°	5 PCS
19207	SEALANT APPLICATION TOOL 30 MM	1 PCS
19206	SEALANT APPLICATION TOOL 25 MM	1 PCS
19205	SEALANT APPLICATION TOOL 20 MM	1 PCS
19204	SEALANT APPLICATION TOOL 15 MM	1 PCS
19203	SEALANT APPLICATION TOOL 10 MM	1 PCS
19202	SEALANT APPLICATION TOOL 8 MM	1 PCS
19201	SEALANT APPLICATION TOOL 6 MM	1 PCS
19504	AIR CAULKING GUN T16 PRO METAL 300 ML	1 PCS
19404	CAULKING GUN H14 PRO METAL	1 PCS
19602	TACK GUN CAULKING TOOL 300ML	1 PCS
19999	NOZZLES FOR 600ML SAUSAGES - 5	5 PCS
19970	NOZZLE FLR 600ML-5	5 PCS
19508	AIR GUN T22XP PRO METAL 600 ML	1 PCS
118796	CLEANER SPRAY 500ML	0.50 L



ESS SEAL ESS 1

AREA OF USE

- For indoor and outdoor use
- CE-marked for Fasad, Glas, Sanitary, Pedestrian Walkway
- Approved for usage in foodstuffs-related sector (ISEGA)
- Flexible and weather resistant

DESCRIPTION

Fast curing, wather resistant and permanently elastic sealing against metal, concrete and several plastics. Application: staircase joints, bodywork, ventilation, air conditioning, facade, flooring, sanitation and windows.

The product can also be used for easier bonding. Uncured product is cleaned with Cleaning Cloth- Cleaning Spray Construction and Industry or solvents.

- Appl.temp. +5° to +40°C
- Shore A: 32
- Movement capability 20%.
- Store upright at room temperature max +25°C

Specification

Application environment	Indoors/Outdoors
-------------------------	------------------



Standard Pro Pack

Item no	Color	Color code RAL	Packaging	Contents	CE
118670	Offwhite	RAL9010	PCE	0.30 L	✓
33118670	Offwhite – Baltic Edition	RAL9010	PCE	0.30 L	✓
118672	Offwhite	RAL9010	PCE	0.60 L	✓
118674	Light gray	RAL7035	PCE	0.30 L	✓
118676	Dark gray	RAL7042	PCE	0.30 L	✓
118678	Dark gray	RAL7042	PCE	0.60 L	✓
118680	Anthracite	RAL7016	PCE	0.30 L	✓
118682	Black	RAL9011	PCE	0.30 L	✓
118684	Black	RAL9011	PCE	0.60 L	✓
118686	Transparent		PCE	0.30 L	✓

Accessories

Item no	Description	Contents
31340	SCREW CAP CARTRIDGE	5 PCS
31339	ANGLE NOZZLE ADAPTER CARTRIDGE 300ML	5 PCS
31338	CARTRIDGE NOZZLE LONG 17CM	2 PCS
31332	SEALANT TOOL - LARGE	1 PCS
31331	SEALANT TOOL - SMALL	1 PCS
19997	NOZZLE STANDARD 300ML	5 PCS
19944	CARTRIDGE NOZZLE 360°	5 PCS
19207	SEALANT APPLICATION TOOL 30 MM	1 PCS
19206	SEALANT APPLICATION TOOL 25 MM	1 PCS
19205	SEALANT APPLICATION TOOL 20 MM	1 PCS
19204	SEALANT APPLICATION TOOL 15 MM	1 PCS
19203	SEALANT APPLICATION TOOL 10 MM	1 PCS
19202	SEALANT APPLICATION TOOL 8 MM	1 PCS
19201	SEALANT APPLICATION TOOL 6 MM	1 PCS
19504	AIR CAULKING GUN T16 PRO METAL 300 ML	1 PCS
19404	CAULKING GUN H14 PRO METAL	1 PCS
19602	TACK GUN CAULKING TOOL 300ML	1 PCS
19315	ESSVE CAULKING GUN 300ML	1 PCS

ACOUSTICS JOINT SEALANT

AREA OF USE

- Indoor applications
- Acoustic sealant (ISO 10140)
- For cracks and gaps
- Painter's caulk
- Does not yellow



DESCRIPTION

The acoustic properties of the sealant are tested in accordance with ISO 10140 [see independent report]. Indoor acoustic seal for joints up to 8 mm. The product is suitable for joining transitions between different materials and smoothing corners.

- Working temperature +5 to 40 °C
- Shore A 25
- Movement capacity: +10%
- Store upright at room temperature max. +25 °C

Specification

Application environment	Indoors
-------------------------	---------



Standard Pro Pack

Item no	Color	Color code NCS-S	Packaging	Contents	CE
118688	White	0603-G80Y	PCE	0.30 L	✓
118690	White	0603-G80Y	PCE	0.60 L	✓

Accessories

Item no	Description	Contents
31340	SCREW CAP CARTRIDGE	5 PCS
31339	ANGLE NOZZLE ADAPTER CARTRIDGE 300ML	5 PCS
31338	CARTRIDGE NOZZLE LONG 17CM	2 PCS
31332	SEALANT TOOL - LARGE	1 PCS
31331	SEALANT TOOL - SMALL	1 PCS
19997	NOZZLE STANDARD 300ML	5 PCS
19944	CARTRIDGE NOZZLE 360°	5 PCS
19207	SEALANT APPLICATION TOOL 30 MM	1 PCS
19206	SEALANT APPLICATION TOOL 25 MM	1 PCS
19205	SEALANT APPLICATION TOOL 20 MM	1 PCS
19204	SEALANT APPLICATION TOOL 15 MM	1 PCS
19203	SEALANT APPLICATION TOOL 10 MM	1 PCS
19202	SEALANT APPLICATION TOOL 8 MM	1 PCS
19201	SEALANT APPLICATION TOOL 6 MM	1 PCS
19504	AIR CAULKING GUN T16 PRO METAL 300 ML	1 PCS
19404	CAULKING GUN H14 PRO METAL	1 PCS
19602	TACK GUN CAULKING TOOL 300ML	1 PCS
19315	ESSVE CAULKING GUN 300ML	1 PCS



SANITARY SEALANT

AREA OF USE

- Indoors
- Wet room approved
- Used when the area will be painted

DESCRIPTION

For sanitary wet-room applications. Cures in contact with air moisture and consequently slowly in tight joints and at lower temperatures, below +5 °C, extremely slowly, curing resumes as the temperature rises. Frost and water-resistant. Clean uncured product with cleaning cloth - Cleaning spray Construction and Industry or solvent.

- Shore A 32
- Movement capacity 20%.
- Working temperature +5 to 40 °C
- Store upright at room temperature max. +25 °C

Specification

Application environment	Indoors
-------------------------	---------



Standard Pro Pack

Item no	Color	Color code RAL	Packaging	Contents	CE
118661	White		PCE	0.30 L	✓
118662	Gray	RAL7038	PCE	0.30 L	✓
118664	Concretegray	RAL7004	PCE	0.30 L	✓
118666	Black	RAL9011	PCE	0.30 L	✓

Accessories

Item no	Description	Contents
31340	SCREW CAP CARTRIDGE	5 PCS
31339	ANGLE NOZZLE ADAPTER CARTRIDGE 300ML	5 PCS
31338	CARTRIDGE NOZZLE LONG 17CM	2 PCS
31332	SEALANT TOOL - LARGE	1 PCS
31331	SEALANT TOOL - SMALL	1 PCS
19997	NOZZLE STANDARD 300ML	5 PCS
19944	CARTRIDGE NOZZLE 360°	5 PCS
19207	SEALANT APPLICATION TOOL 30 MM	1 PCS
19206	SEALANT APPLICATION TOOL 25 MM	1 PCS
19205	SEALANT APPLICATION TOOL 20 MM	1 PCS
19204	SEALANT APPLICATION TOOL 15 MM	1 PCS
19203	SEALANT APPLICATION TOOL 10 MM	1 PCS
19202	SEALANT APPLICATION TOOL 8 MM	1 PCS
19201	SEALANT APPLICATION TOOL 6 MM	1 PCS
19504	AIR CAULKING GUN T16 PRO METAL 300 ML	1 PCS
19404	CAULKING GUN H14 PRO METAL	1 PCS
19602	TACK GUN CAULKING TOOL 300ML	1 PCS
19315	ESSVE CAULKING GUN 300ML	1 PCS

ESS SEAL & BOND

AREA OF USE

- For indoor and outdoor use
- Fasten, fix and seal most material
- Resistant to vibration
- For construction and industry
- Vehicles, building & concrete elements.
- For Floors
- For carbody sealing and marine seals



DESCRIPTION

Medium hard adhesive and joint that fixates, seal and withstand vibrations. Moisture curing so cures faster in warmer weather and slowly in temperatures below +5°C. Approved for usage in foodstuffs-related sector for example for the jointing of wall and floor areas in companies which are preparing and processing foodstuffs. Frost resistant, water and weather resistant. Clean with cleaning cloth / spray or solvent.

- Fixating sealant/ adhesive in thin joints
- Approved for usage in foodstuffs-related sector
- Grindable
- Application temp +5°C till +40°C
- Paintable
- Storage +25°C

Specification

Application environment Indoors/Outdoors



Standard Pro Pack

Item no	Color	Color code NCS-S	Packaging	Contents	CE
118694	Offwhite	0502-Y	PCE	0.30 L	✓
118696	Light gray	2502-Y	PCE	0.30 L	✓
118698	Concretegray	4502-Y	PCE	0.30 L	✓
118700	Beige	1505-Y10R	PCE	0.30 L	✓
118702	Brown	7010-Y50R	PCE	0.30 L	✓
118704	Black	9000-S	PCE	0.30 L	✓
118706	Dark oak	4020-Y30R	PCE	0.30 L	✓
118708	Offwhite	0502-G	PCE	0.60 L	✓
118712	Concretegray	4502-Y	PCE	0.60 L	✓
118714	Black	9000-Y	PCE	0.60 L	✓
118716	Light oak	2020-Y20R	PCE	0.30 L	✓

Accessories

Item no	Description	Contents
31340	SCREW CAP CARTRIDGE	5 PCS
31339	ANGLE NOZZLE ADAPTER CARTRIDGE 300ML	5 PCS
31338	CARTRIDGE NOZZLE LONG 17CM	2 PCS
31332	SEALANT TOOL - LARGE	1 PCS
31331	SEALANT TOOL - SMALL	1 PCS
19997	NOZZLE STANDARD 300ML	5 PCS
19944	CARTRIDGE NOZZLE 360°	5 PCS
19207	SEALANT APPLICATION TOOL 30 MM	1 PCS
19206	SEALANT APPLICATION TOOL 25 MM	1 PCS
19205	SEALANT APPLICATION TOOL 20 MM	1 PCS
19204	SEALANT APPLICATION TOOL 15 MM	1 PCS
19203	SEALANT APPLICATION TOOL 10 MM	1 PCS
19202	SEALANT APPLICATION TOOL 8 MM	1 PCS
19201	SEALANT APPLICATION TOOL 6 MM	1 PCS
19504	AIR CAULKING GUN T16 PRO METAL 300 ML	1 PCS
19404	CAULKING GUN H14 PRO METAL	1 PCS
19602	TACK GUN CAULKING TOOL 300ML	1 PCS
19315	ESSVE CAULKING GUN 300ML	1 PCS

ROOF SEALANT GLAS FIBER RE INFORCED BITUMEN BLACK

AREA OF USE

- Outdoor use
- Repairs and bonding
- Seals penetrations in the roof/foundation
- Roofing felt and sheet etc.
- Easy to work with
- Dries quickly



DESCRIPTION

Versatile, repair and adhesive sealant based on asphalt and reinforced with fibre glass. Perfect to bond or repair felt and sheet metal roofing. Excellent to lay around the chimney or penetrations on both the roof or the foundation. The consistency of the sealant means it to easily fill even a slightly larger gaps. Ideal for filling cracks and holes and forms a completely waterproof joint. An all-round sealant for roofs and foundations that can be used all year round in almost any weather, regardless wet and cold. Uncured sealant is cleaned using ESSVE cleaning spray.

- Asphalt based roofing compound (bitumen)
- Glass fibre reinforced
- Can be sprayed or trowelled
- Adheres to damp surfaces
- Completely waterproof
- Working temperature +0- 30°C
- Paintable, risk of bleeding

Specification

Application environment	Outdoors
-------------------------	----------



Standard Pro Pack

Item no	Color	Packaging	Contents
119070	Black	PCE	0.30 L

Accessories

Item no	Description	Contents
31340	SCREW CAP CARTRIDGE	5 PCS
31339	ANGLE NOZZLE ADAPTER CARTRIDGE 300ML	5 PCS
31338	CARTRIDGE NOZZLE LONG 17CM	2 PCS
19997	NOZZLE STANDARD 300ML	5 PCS
19944	CARTRIDGE NOZZLE 360°	5 PCS
19207	SEALANT APPLICATION TOOL 30 MM	1 PCS
19206	SEALANT APPLICATION TOOL 25 MM	1 PCS
19205	SEALANT APPLICATION TOOL 20 MM	1 PCS
19204	SEALANT APPLICATION TOOL 15 MM	1 PCS
19203	SEALANT APPLICATION TOOL 10 MM	1 PCS
19202	SEALANT APPLICATION TOOL 8 MM	1 PCS
19201	SEALANT APPLICATION TOOL 6 MM	1 PCS
19504	AIR CAULKING GUN T16 PRO METAL 300 ML	1 PCS
19404	CAULKING GUN H14 PRO METAL	1 PCS
19602	TACK GUN CAULKING TOOL 300ML	1 PCS
118796	CLEANER SPRAY 500ML	0.50 L



PLASTIC FOIL SEALANT

AREA OF USE

- For indoor use
- Adheres and seals against plastic
- Immediate sealing
- Can be pressurised
- For plastic foil and other plastic parts
- Penetrations of plastic materials
- Adheres to most building materials

DESCRIPTION

Special sealant construction plastic is a semi-drying, semi-elastic, high tack adhesive and sealant for sealing and bonding plastic parts in the construction industry. The product provides a completely airtight joint seal that can be pressurised, and can replace, e.g. Tape. The product has a clear, green signal colour in order to see where it has been applied, the colour fades slightly after which it dries, but remains green. For joining/sealing construction plastic and between construction plastic and other building parts. And, on account of the product consistency, you can also build up the compound, which means it can be used on less perfect connections and shapes and can bridge gaps that arise. The product's high adhesive properties mean that it adheres to most plastics, even those that normally can not be joined. Ideal for sealing around pipes and boxes and other penetrations of plastic when you want to make it airtight.

- No stains on connecting materials
- No requirement for air or moisture to cure
- Remains in green in colour
- Frost-proof
- Easy to apply
- Odourless

Specification

Application environment	Indoors
-------------------------	---------



Standard Pro Pack

Item no	Color	Packaging	Contents
119071	Green	PCE	0.30 L

Accessories

Item no	Description	Contents
31340	SCREW CAP CARTRIDGE	5 PCS
31339	ANGLE NOZZLE ADAPTER CARTRIDGE 300ML	5 PCS
31338	CARTRIDGE NOZZLE LONG 17CM	2 PCS
19997	NOZZLE STANDARD 300ML	5 PCS
19944	CARTRIDGE NOZZLE 360°	5 PCS
19207	SEALANT APPLICATION TOOL 30 MM	1 PCS
19206	SEALANT APPLICATION TOOL 25 MM	1 PCS
19205	SEALANT APPLICATION TOOL 20 MM	1 PCS
19204	SEALANT APPLICATION TOOL 15 MM	1 PCS
19203	SEALANT APPLICATION TOOL 10 MM	1 PCS
19202	SEALANT APPLICATION TOOL 8 MM	1 PCS
19201	SEALANT APPLICATION TOOL 6 MM	1 PCS
19504	AIR CAULKING GUN T16 PRO METAL 300 ML	1 PCS
19404	CAULKING GUN H14 PRO METAL	1 PCS
19602	TACK GUN CAULKING TOOL 300ML	1 PCS
19315	ESSVE CAULKING GUN 300ML	1 PCS

TRANSPARENT SEALANT

AREA OF USE

- Adheres, fixes and seal to most materials
- Withstands impact, shock and vibration
- For construction, industry
- Vehicles, building & concrete structures
- Floors and more
- Bodywork & marine seals



DESCRIPTION

Medium hard & robust sealant that fixes, seals, withstands impact, shock and vibration. Cures in contact with air, moisture and consequently slowly in tight joints. At lower temperatures, below +5°C, extremely slow, curing resumes in the event of rising temperature. Approved for food handling/contact areas. Frost-proof, water and weather-resistant. Clean with cleaning cloth/spray or solvent.

- Fixing sealing adhesive in thin joints
- Sandable
- Working temperature +5°C to +40°C
- Paintable
- Store upright at room temperature +25°C

Specification

Application environment Indoors



Standard Pro Pack

Item no	Color	Packaging	Contents	CE
118561	Transparent	PCE	0.30 L	✓

Accessories

Item no	Description	Contents
31340	SCREW CAP CARTRIDGE	5 PCS
31339	ANGLE NOZZLE ADAPTER CARTRIDGE 300ML	5 PCS
31338	CARTRIDGE NOZZLE LONG 17CM	2 PCS
31332	SEALANT TOOL - LARGE	1 PCS
31331	SEALANT TOOL - SMALL	1 PCS
19997	NOZZLE STANDARD 300ML	5 PCS
19944	CARTRIDGE NOZZLE 360°	5 PCS
19207	SEALANT APPLICATION TOOL 30 MM	1 PCS
19206	SEALANT APPLICATION TOOL 25 MM	1 PCS
19205	SEALANT APPLICATION TOOL 20 MM	1 PCS
19204	SEALANT APPLICATION TOOL 15 MM	1 PCS
19203	SEALANT APPLICATION TOOL 10 MM	1 PCS
19202	SEALANT APPLICATION TOOL 8 MM	1 PCS
19201	SEALANT APPLICATION TOOL 6 MM	1 PCS
19504	AIR CAULKING GUN T16 PRO METAL 300 ML	1 PCS
19404	CAULKING GUN H14 PRO METAL	1 PCS
19602	TACK GUN CAULKING TOOL 300ML	1 PCS
19315	ESSVE CAULKING GUN 300ML	1 PCS
118796	CLEANER SPRAY 500ML	0.50 L



BUTYL SEALANT – GAS-TIGHT SEAL

AREA OF USE

- For indoor and outdoor use
- For radon sealing
- Sealing of plastic construction foil
- Concealed joints between metal parts
- Gas-tight seal
- Concrete, brick, bitumen

DESCRIPTION

Skin-forming, non-curing, constant plastic sealant. Gas-tight, frost-proof, water and weather-resistant, sensitive to contact. Clean with solvent, cleaning cloth or spray.

- Classic butyl outdoor sealant
- Working temperature +5°C to +40°C
- Paintable
- Store upright at room temperature max +25°C

Specification

Application environment	Indoors/Outdoors
-------------------------	------------------



Standard Pro Pack

Item no	Color	Packaging	Contents
118862	White	PCE	0.30 L
118864	Gray	PCE	0.30 L
118866	Black	PCE	0.30 L

Accessories

Item no	Description	Contents
31340	SCREW CAP CARTRIDGE	5 PCS
31339	ANGLE NOZZLE ADAPTER CARTRIDGE 300ML	5 PCS
31338	CARTRIDGE NOZZLE LONG 17CM	2 PCS
19997	NOZZLE STANDARD 300ML	5 PCS
19944	CARTRIDGE NOZZLE 360°	5 PCS
19504	AIR CAULKING GUN T16 PRO METAL 300 ML	1 PCS
19404	CAULKING GUN H14 PRO METAL	1 PCS
19602	TACK GUN CAULKING TOOL 300ML	1 PCS
19315	ESSVE CAULKING GUN 300ML	1 PCS
118796	CLEANER SPRAY 500ML	0.50 L

ACRYLIC SEALANT

ACRYLIC FLEX 25 – HIGHLY RESILIENT UNIVERSAL DECORATORS CAULK

AREA OF USE

- For use in dry frost-free environments
- Highly elastic
- Interior joints
- Around doors and windows
- Lead-throughs, shadow mouldings, etc.



DESCRIPTION

Highly elastic acrylic sealant for interior joints with demands on a very good uptake of movement. Withstands short periods of storage in temperatures down to -10C°. Easy-to-work, water soluble before drying. Clean spills with water/damp cloth. Weather-resistant

- Does not crack, does not yellow
- Weather-resistant
- Working temperature +5°C to +40°C
- Paintable
- Store upright at room temperature max +25°C

Specification

Application environment Indoors



Standard Pro Pack

Item no	Color	Color code NCS-S	Packaging	Contents	CE
119014	White	0500-N	PCE	0.30 L	✓
33119014	White – Baltid Edition	0500-N	PCE	0.30 L	✓
119015	White	S0502-Y	PCE	0.30 L	✓
119113	White	S0502-Y	PCE	0.60 L	✓
119017	Light gray	1500-N	PCE	0.30 L	✓
119019	Gray	3000-N	PCE	0.30 L	✓
119023	Anthracite	7502-B	PCE	0.30 L	✓
119025	Beige	005-Y10R	PCE	0.30 L	✓
119027	Brown	7020-Y40R	PCE	0.30 L	✓
119029	Black	9000-N	PCE	0.30 L	✓
119031	Transparent		PCE	0.30 L	✓

Accessories

Item no	Description	Contents
31332	SEALANT TOOL - LARGE	1 PCS
31331	SEALANT TOOL - SMALL	1 PCS
19999	NOZZLES FOR 600ML SAUSAGES - 5	5 PCS
19970	NOZZLE FLR 600ML-5	5 PCS
19207	SEALANT APPLICATION TOOL 30 MM	1 PCS
19206	SEALANT APPLICATION TOOL 25 MM	1 PCS
19205	SEALANT APPLICATION TOOL 20 MM	1 PCS
19204	SEALANT APPLICATION TOOL 15 MM	1 PCS
19203	SEALANT APPLICATION TOOL 10 MM	1 PCS
19202	SEALANT APPLICATION TOOL 8 MM	1 PCS
19201	SEALANT APPLICATION TOOL 6 MM	1 PCS
19508	AIR GUN T22XP PRO METAL 600 ML	1 PCS
31340	SCREW CAP CARTRIDGE	5 PCS
31339	ANGLE NOZZLE ADAPTER CARTRIDGE 300ML	5 PCS
31338	CARTRIDGE NOZZLE LONG 17CM	2 PCS
19997	NOZZLE STANDARD 300ML	5 PCS
19944	CARTRIDGE NOZZLE 360°	5 PCS
19504	AIR CAULKING GUN T16 PRO METAL 300 ML	1 PCS
19404	CAULKING GUN H14 PRO METAL	1 PCS
19602	TACK GUN CAULKING TOOL 300ML	1 PCS
19315	ESSVE CAULKING GUN 300ML	1 PCS



ACRYLIC FLEX 10 – DECORATORS CAULK

AREA OF USE

- For use in dry frost-free environments
- Sealing of cracks, gaps and holes

DESCRIPTION

Acrylic based latex/decorators caulk for narrower joints and cracks without demands on great elasticity or high uptake of movement. Withstands short periods of storage in temperatures down to -10°C. Easy-to-work, water soluble before drying. Clean spills with water/moist cloth.

- Does not crack, does not yellow
- Working temperature +5°C to +40°C
- Paintable
- Store upright at room temperature max +25°C

Specification

Application environment Indoors



Standard Pro Pack

Item no	Color	Color code NCS-S	Packaging	Contents	CE
119003	White	0603-G80Y	PCE	0.30 L	✓
119105	White	0603-G80Y	PCE	0.60 L	✓

Accessories

Item no	Description	Contents
19602	TACK GUN CAULKING TOOL 300ML	1 PCS
31332	SEALANT TOOL - LARGE	1 PCS
31331	SEALANT TOOL - SMALL	1 PCS
19999	NOZZLES FOR 600ML SAUSAGES - 5	5 PCS
19970	NOZZLE FLR 600ML-5	5 PCS
19207	SEALANT APPLICATION TOOL 30 MM	1 PCS
19206	SEALANT APPLICATION TOOL 25 MM	1 PCS
19205	SEALANT APPLICATION TOOL 20 MM	1 PCS
19204	SEALANT APPLICATION TOOL 15 MM	1 PCS
19203	SEALANT APPLICATION TOOL 10 MM	1 PCS
19202	SEALANT APPLICATION TOOL 8 MM	1 PCS
19201	SEALANT APPLICATION TOOL 6 MM	1 PCS
19508	AIR GUN T22XP PRO METAL 600 ML	1 PCS
31340	SCREW CAP CARTRIDGE	5 PCS
31339	ANGLE NOZZLE ADAPTER CARTRIDGE 300ML	5 PCS
31338	CARTRIDGE NOZZLE LONG 17CM	2 PCS
19997	NOZZLE STANDARD 300ML	5 PCS
19944	CARTRIDGE NOZZLE 360°	5 PCS
19504	AIR CAULKING GUN T16 PRO METAL 300 ML	1 PCS
19404	CAULKING GUN H14 PRO METAL	1 PCS
19315	ESSVE CAULKING GUN 300ML	1 PCS

ACRYLIC FLEX 5 – WOOD SEALANT

AREA OF USE

- For use in dry frost-free environments
- Sealing of cracks, gaps and holes

DESCRIPTION

Acrylic based wood sealant for narrow joints and as a filler with small demands on the uptake of movement. Withstands short periods of storage in temperatures down to -10°C. Easy-to-work, water soluble before drying. Sandable after drying. Clean spills with water/damp cloth.

- Does not crack, does not yellow
- Working temperature +5°C to +40°C
- Paintable
- Store upright at room temperature max +25°C



Specification

Application environment Indoors



Standard Pro Pack

Item no	Color	Color code NCS-S	Packaging	Contents	CE
119001	White	0603-G80Y	PCE	0.30 L	✓
119103	White	0603-G80Y	PCE	0.60 L	✓

Accessories

Item no	Description	Contents
31332	SEALANT TOOL - LARGE	1 PCS
31331	SEALANT TOOL - SMALL	1 PCS
19999	NOZZLES FOR 600ML SAUSAGES - 5	5 PCS
19970	NOZZLE FLR 600ML-5	5 PCS
19207	SEALANT APPLICATION TOOL 30 MM	1 PCS
19206	SEALANT APPLICATION TOOL 25 MM	1 PCS
19205	SEALANT APPLICATION TOOL 20 MM	1 PCS
19204	SEALANT APPLICATION TOOL 15 MM	1 PCS
19203	SEALANT APPLICATION TOOL 10 MM	1 PCS
19202	SEALANT APPLICATION TOOL 8 MM	1 PCS
19201	SEALANT APPLICATION TOOL 6 MM	1 PCS
19508	AIR GUN T22XP PRO METAL 600 ML	1 PCS
31340	SCREW CAP CARTRIDGE	5 PCS
31339	ANGLE NOZZLE ADAPTER CARTRIDGE 300ML	5 PCS
31338	CARTRIDGE NOZZLE LONG 17CM	2 PCS
19997	NOZZLE STANDARD 300ML	5 PCS
19944	CARTRIDGE NOZZLE 360°	5 PCS
19504	AIR CAULKING GUN T16 PRO METAL 300 ML	1 PCS
19404	CAULKING GUN H14 PRO METAL	1 PCS
19602	TACK GUN CAULKING TOOL 300ML	1 PCS
19315	ESSVE CAULKING GUN 300ML	1 PCS

SILICONE



SANITARY SILICONE

AREA OF USE

- Sanitary wet-room applications
- Weather sealant, construction sealing
- Penetrations
- Around windows, doors and pipes
- Not for aquariums

DESCRIPTION

Cures in contact with air moisture and consequently slowly in tight joints and at lower temperatures, below +5 °C, extremely slowly. Curing resumes as the temperature rises. Frost-proof, waterproof and weather-resistant. Clean with cleaning cloth/spray or solvent.

- Easy to work with
- Smooth consistency
- Anti-mould treated
- Application temperature +5 °C to +40 °C
- Not paintable
- Store upright at room temperature +25 °C

Specification

Application environment Indoors/Outdoors



Standard Pro Pack

Item no	Color	Color code RAL	Packaging	Contents	CE
118868	Transparent		PCE	0.30 L	✓
118869	White		PCE	0.30 L	✓
118870	White		PCE	0.60 L	✓
118871	Light gray		PCE	0.30 L	✓
118872	Gray	RAL7004	PCE	0.30 L	✓
118873	Anthracite		PCE	0.30 L	✓
118874	Brown		PCE	0.30 L	✓
118875	Black		PCE	0.30 L	✓
118876	Metal		PCE	0.30 L	✓

Accessories

Item no	Description	Contents
31340	SCREW CAP CARTRIDGE	5 PCS
31339	ANGLE NOZZLE ADAPTER CARTRIDGE 300ML	5 PCS
31338	CARTRIDGE NOZZLE LONG 17CM	2 PCS
31332	SEALANT TOOL - LARGE	1 PCS
31331	SEALANT TOOL - SMALL	1 PCS
19997	NOZZLE STANDARD 300ML	5 PCS
19944	CARTRIDGE NOZZLE 360°	5 PCS
19207	SEALANT APPLICATION TOOL 30 MM	1 PCS
19206	SEALANT APPLICATION TOOL 25 MM	1 PCS
19205	SEALANT APPLICATION TOOL 20 MM	1 PCS
19204	SEALANT APPLICATION TOOL 15 MM	1 PCS
19203	SEALANT APPLICATION TOOL 10 MM	1 PCS
19202	SEALANT APPLICATION TOOL 8 MM	1 PCS
19201	SEALANT APPLICATION TOOL 6 MM	1 PCS
19504	AIR CAULKING GUN T16 PRO METAL 300 ML	1 PCS
19404	CAULKING GUN H14 PRO METAL	1 PCS
19602	TACK GUN CAULKING TOOL 300ML	1 PCS
19315	ESSVE CAULKING GUN 300ML	1 PCS



FACADE & GLASS SILICONE

AREA OF USE

- For indoor and outdoor use
- Sealing glass facades
- Weather sealant/Top sealant
- Between facade & construction elements
- Around windows and doors
- Conduit & penetrations
- Construction sealing

DESCRIPTION

Highly elastic expansion joints, 100% silicone. Cures in contact with air moisture and consequently slowly in tight joints and at lower temperatures, below +5 °C, extremely slowly. Curing resumes as the temperature rises. Frost-proof, waterproof and weather-resistant. Clean with cleaning cloth/spray or solvent.

- Extremely elastic
- Soft and low modular
- 100% UV resistant
- Application temperature +5 °C to +40 °C
- Not paintable
- Store upright at room temperature +25 °C

Specification

Application environment Indoors/Outdoors



Standard Pro Pack

Item no	Color	Packaging	Contents	CE
118877	White	PCE	0.30 L	✓
118878	Black	PCE	0.30 L	✓
118879	Gray	PCE	0.30 L	✓
118880	Transparent	PCE	0.30 L	

Accessories

Item no	Description	Contents
31340	SCREW CAP CARTRIDGE	5 PCS
31339	ANGLE NOZZLE ADAPTER CARTRIDGE 300ML	5 PCS
31338	CARTRIDGE NOZZLE LONG 17CM	2 PCS
31332	SEALANT TOOL - LARGE	1 PCS
31331	SEALANT TOOL - SMALL	1 PCS
19997	NOZZLE STANDARD 300ML	5 PCS
19944	CARTRIDGE NOZZLE 360°	5 PCS
19207	SEALANT APPLICATION TOOL 30 MM	1 PCS
19206	SEALANT APPLICATION TOOL 25 MM	1 PCS
19205	SEALANT APPLICATION TOOL 20 MM	1 PCS
19204	SEALANT APPLICATION TOOL 15 MM	1 PCS
19203	SEALANT APPLICATION TOOL 10 MM	1 PCS
19202	SEALANT APPLICATION TOOL 8 MM	1 PCS
19201	SEALANT APPLICATION TOOL 6 MM	1 PCS
19504	AIR CAULKING GUN T16 PRO METAL 300 ML	1 PCS
19404	CAULKING GUN H14 PRO METAL	1 PCS
19602	TACK GUN CAULKING TOOL 300ML	1 PCS
19315	ESSVE CAULKING GUN 300ML	1 PCS

POOL & GLASS SILICONE

AREA OF USE

- For indoor and outdoor use
- Tested in chlorine environment (Pool/swimming halls, etc.)
- Emergency repair of glass
- Bonding of silicone strip
- Glass bonding
- Glass against metal
- Aquariums (max. 720 l, L200xW60xH60cm)



Not mirrors and corrosion-sensitive applications

DESCRIPTION

Quick-drying, acidic curing, silicone that cures with humidity. Frost-proof, water and weather-resistant. Not for mirrors and corrosion-sensitive applications. Clean with solvent, cleaning cloth/spray.

- Application temperature +5 °C to +30 °C
- Shore A 30
- Movement capacity: 20%
- Not paintable
- Store upright at room temperature max. +25 °C

Specification

Application environment Indoors/Outdoors



Standard Pro Pack

Item no	Color	Packaging	Contents	CE
118756	Transparent	PCE	0.30 L	✓
118758	White	PCE	0.30 L	✓

Accessories

Item no	Description	Contents
31340	SCREW CAP CARTRIDGE	5 PCS
31339	ANGLE NOZZLE ADAPTER CARTRIDGE 300ML	5 PCS
31338	CARTRIDGE NOZZLE LONG 17CM	2 PCS
31332	SEALANT TOOL - LARGE	1 PCS
31331	SEALANT TOOL - SMALL	1 PCS
19997	NOZZLE STANDARD 300ML	5 PCS
19944	CARTRIDGE NOZZLE 360°	5 PCS
19207	SEALANT APPLICATION TOOL 30 MM	1 PCS
19206	SEALANT APPLICATION TOOL 25 MM	1 PCS
19205	SEALANT APPLICATION TOOL 20 MM	1 PCS
19204	SEALANT APPLICATION TOOL 15 MM	1 PCS
19203	SEALANT APPLICATION TOOL 10 MM	1 PCS
19202	SEALANT APPLICATION TOOL 8 MM	1 PCS
19201	SEALANT APPLICATION TOOL 6 MM	1 PCS
19504	AIR CAULKING GUN T16 PRO METAL 300 ML	1 PCS
19404	CAULKING GUN H14 PRO METAL	1 PCS
19602	TACK GUN CAULKING TOOL 300ML	1 PCS
19315	ESSVE CAULKING GUN 300ML	1 PCS

HAND AND GUNFOAM



STRAW/GUN APPLIED FOAM ALL SEASON

AREA OF USE

- For indoor and outdoor use
- Around doors and windows
- Pipes and between building structures
- Adheres to most building materials
- Not certain plastics

DESCRIPTION

Fixing non-elastic foam that can be cut and painted over after curing. Bonds to most building materials, but not certain plastics such as PE and PP. Use activator or water the application at lower temperatures and in confined areas. The can should be at room temperature for best performance.

- Does not withstand sunlight
- Must be covered/painted over.
- Extra quick with activator
- Shake up and down 20 times before use
- Working temperature -10°C to +40°C
- Paintable
- Cures slowly under +10 °C
- Store upright at room temperature max +25°C
- Optimal function with can at room temperature

Specification

Application environment	Indoors/Outdoors
-------------------------	------------------



Standard Pro Pack

Item no	Color	Packaging	Contents
118611	Yellow	PCE	0.50 L
118613	Yellow	PCE	0.75 L

Accessories

Item no	Description	Contents
31350	FOAM NOZZLE	5 PCS
31341	PLASTICTUBE NBS NOZZLE	5 PCS
31334	NOZZLE NBS APLICATOR GUN	1 PCS
313351	ESSVE NBS MG PRO 3 PU FOAM GUN	1 PCS
313345	ESSVE NBS PU FOAM GUN STANDARD	1 PCS
313342	ESSVE NBS ECO 3 PU FOAM GUN	1 PCS

FOAM WINDOW SEALING ECO

AREA OF USE

- Indoor and outdoor use
- Around windows and doors
- Pipes and penetrations
- Adheres to most materials
- E.g.: Wood, metal, concrete, stone, cellular plastic, Styrofoam
- Multi-adapter (gun and directly with enclosed tube)



DESCRIPTION

Isocyanate-free sealing foam/gun foam with improved performance, faster foam formation, more volume and easier to cut. With the enclosed combi-adapter and tube the product can be used directly, with or without tools. The result is always good with a gun and is the choice of professionals. The product gives an excellent result as a sound damping acoustic seal and has very good thermal insulation capacity.

- Soundproofing acoustic seal (-60 dB)
- Highly efficient thermal insulation
- Does not withstand sunlight - must be covered/painted over
- Cures slowly under +10 °C
- Shake up and down 20 times before use
- Work temperature +5-30 °C
- Store upright at room temperature max. +25 °C

Specification

Application environment	Indoors/Outdoors
-------------------------	------------------



Standard Pro Pack

Item no	Color	Packaging	Contents
118814	White	PCE	0.40 L
118816	White	PCE	0.74 L

Accessories

Item no	Description	Contents
31341	PLASTICTUBE NBS NOZZLE	5 PCS
31334	NOZZLE NBS APLICATOR GUN	1 PCS
313351	ESSVE NBS MG PRO 3 PU FOAM GUN	1 PCS
313345	ESSVE NBS PU FOAM GUN STANDARD	1 PCS
313342	ESSVE NBS ECO 3 PU FOAM GUN	1 PCS



FOAM WINDOW SEALING 500ML

AREA OF USE

- Indoor and outdoor use
- Doors and windows
- Penetrations
- General sealing with sealing foam
- Acoustic seal (-60 dB)
- Thermal insulation
- Multi-adapter (gun and directly with enclosed tube)

DESCRIPTION

Flexible and elastic sealing foam with high precision that gives a minimum of spillage. With the enclosed adapter and tube the product can be used directly, with or without tools. The result is always good with a gun and is the natural choice of professionals. Highly insulating with permanent movement absorption of about 12%. Perfect thermal insulation and ideal for acoustic sealing.

- Flexible/elastic
- 12% movement absorption
- Extra quick with activator
- Sound-proofing acoustic seal (-60dB)
- Shake 20 times before use
- Does not withstand sunlight – must be covered/painted over
- Working temperature down to -5°C with activator down to -15°C
- Store upright at room temperature max +25°C



Standard Pro Pack

Item no	Color	Packaging	Contents
118818	Light purple	PCE	0.50 L
118820	Light purple	PCE	0.75 L
33118820	Light purple – Baltic Edition	PCE	0.75 L

Accessories

Item no	Description	Contents
31341	PLASTICTUBE NBS NOZZLE	5 PCS
31334	NOZZLE NBS APLICATOR GUN	1 PCS
313351	ESSVE NBS MG PRO 3 PU FOAM GUN	1 PCS
313345	ESSVE NBS PU FOAM GUN STANDARD	1 PCS
313342	ESSVE NBS ECO 3 PU FOAM GUN	1 PCS

FOAM FOR CONSTRUCTION

AREA OF USE

- For indoor and outdoor use, all year round
- Around doors, windows
- Pipes and between building structures
- Adheres to most building materials
- Not certain plastics



DESCRIPTION

All-round quick curing, max volume, gun foam for use all year round. Slightly elastic light fixing with very good insulating and sound dampening properties. Easy to cut and paint over after curing. Use activator or water the application at lower temperatures and in confined areas. Does not withstand sunlight

- Must be covered/painted over.
- Maximum foam volume
- Extra quick with activator
- Shake 20 times before use
- Working temperature -10°C to +40°C
- Paintable
- Store upright at room temperature max +25°C
- Optimal function with can at room temperature

Specification

Application environment Indoors ,Outdoors



Standard Pro Pack

Item no	Color	Packaging	Contents
118812	Yellow	PCE	0.85 L
33118812	Beige - Baltic Edition	PCE	0.85 L

Accessories

Item no	Description	Contents
313345	ESSVE NBS PU FOAM GUN STANDARD	1 PCS
31341	PLASTICTUBE NBS NOZZLE	5 PCS
31334	NOZZLE NBS APLICATOR GUN	1 PCS
313351	ESSVE NBS MG PRO 3 PU FOAM GUN	1 PCS
313342	ESSVE NBS ECO 3 PU FOAM GUN	1 PCS

LIGHTWEIGHT FILLER



LEIGHT WEIGHT FILLER

AREA OF USE

- For indoor use
- Against drywall
- Fibreboards
- Wood, concrete
- does not shrink

DESCRIPTION

For fast and easy filling and repair. Replaces wood sealant, drywall mortar and standard lightweight filler. The product's main property is that it only needs to be used once since it does not sink during drying. For dry environments without demands on flexibility. Process with a scraper or filler knife and moisten lightly when levelling. Clean with water or a cleaning cloth.

- Filling once is enough
- Dries quickly (from 30 minutes)
- Does not sink
- easy sanding
- Working temperature +5°C to +30°C
- Paintable
- Store upright at room temperature max +25°C

Specification

Application environment	Indoors
-------------------------	---------



Standard Pro Pack

Item no	Color	Packaging	Contents	CE
118762	White	PCE	0.30 L	✓

SILICATE BASED JOINT FILLER

BOILER PUTTY - FIRE-RESISTANT

AREA OF USE

- For indoor and outdoor use
- Repair and installation of stove pipes
- Stoves, fireplaces
- Boiler; chimneys
- Exhaust systems



DESCRIPTION

Mineral refractory sealing putty. Can be reinforced with refractory heat-resistant fibres e.g. fibre glass. Adheres to brick, Leca, concrete, metal. Surface dries in a matter of minutes, fire resistant with gradual heating after about 24 hours. Uncured product, clean with water.

- Working temperature +5°C to +30°C
- Paintable
- Store upright at room temperature max +25°C

Specification

Application environment	Indoors/Outdoors
-------------------------	------------------



Standard Pro Pack

Item no	Color	Packaging	Contents
118860	Black	PCE	0.30 L

Accessories

Item no	Description	Contents
31340	SCREW CAP CARTRIDGE	5 PCS
31339	ANGLE NOZZLE ADAPTER CARTRIDGE 300ML	5 PCS
31338	CARTRIDGE NOZZLE LONG 17CM	2 PCS
19997	NOZZLE STANDARD 300ML	5 PCS
19944	CARTRIDGE NOZZLE 360°	5 PCS
19207	SEALANT APPLICATION TOOL 30 MM	1 PCS
19206	SEALANT APPLICATION TOOL 25 MM	1 PCS
19205	SEALANT APPLICATION TOOL 20 MM	1 PCS
19204	SEALANT APPLICATION TOOL 15 MM	1 PCS
19203	SEALANT APPLICATION TOOL 10 MM	1 PCS
19202	SEALANT APPLICATION TOOL 8 MM	1 PCS
19201	SEALANT APPLICATION TOOL 6 MM	1 PCS
19504	AIR CAULKING GUN T16 PRO METAL 300 ML	1 PCS
19404	CAULKING GUN H14 PRO METAL	1 PCS
19602	TACK GUN CAULKING TOOL 300ML	1 PCS
19315	ESSVE CAULKING GUN 300ML	1 PCS

WINDOW PUTTY



WINDOW SEALANT, OFFWHITE

AREA OF USE

- For indoor and outdoor use
- New glazing
- Resealing/putty
- Top seal
- Around fittings and flashing

DESCRIPTION

Hybrid based window sealant for new glazing and sealing. Also for top sealing and sealing around fittings and flashing. The compound is easy to apply and has a robust consistency. Smoothed with soapy water or even better with a Universal Cleaning Spray. Unlike traditional glazing putty it does not dry out and is completely weatherproof and is avoided by animals/birds, which otherwise like to peck loose the putty. Clean with Cleaning spray cloth Universal.

- Permanently flexible
- Weather-resistant
- Paintable
- Frost-proof
- Working temperature +5°C to +30°C
- Store upright at room temperature max +25°C

Specification

Application environment	Indoors/Outdoors
-------------------------	------------------



Standard Pro Pack

Item no	Color	Packaging	Contents
118766	Offwhite	PCE	0.30 L
118768	Offwhite	PCE	0.60 L

Accessories

Item no	Description	Contents
31340	SCREW CAP CARTRIDGE	5 PCS
31339	ANGLE NOZZLE ADAPTER CARTRIDGE 300ML	5 PCS
31338	CARTRIDGE NOZZLE LONG 17CM	2 PCS
31332	SEALANT TOOL - LARGE	1 PCS
31331	SEALANT TOOL - SMALL	1 PCS
19997	NOZZLE STANDARD 300ML	5 PCS
19944	CARTRIDGE NOZZLE 360°	5 PCS
19207	SEALANT APPLICATION TOOL 30 MM	1 PCS
19206	SEALANT APPLICATION TOOL 25 MM	1 PCS
19205	SEALANT APPLICATION TOOL 20 MM	1 PCS
19204	SEALANT APPLICATION TOOL 15 MM	1 PCS
19203	SEALANT APPLICATION TOOL 10 MM	1 PCS
19202	SEALANT APPLICATION TOOL 8 MM	1 PCS
19201	SEALANT APPLICATION TOOL 6 MM	1 PCS
19504	AIR CAULKING GUN T16 PRO METAL 300 ML	1 PCS
19404	CAULKING GUN H14 PRO METAL	1 PCS
19602	TACK GUN CAULKING TOOL 300ML	1 PCS
19315	ESSVE CAULKING GUN 300ML	1 PCS

CLEANING PU-ADHESIVE AND FOAM

CLEANER FOAM AND PU-ADHESIVE

AREA OF USE

- For indoor and outdoor use
- Multiple usage
- Uncured sealing foam

DESCRIPTION

The can must be shaken before use and preferably be at room temperature for best performance. For spills and smudges - spray directly on the surface and wipe off, repeat until absolutely clean. Clean the gun by rinsing until only fluid comes out, then close the valve. Sensitive surfaces may be damaged or dulled.

- Practical spray nozzle enclosed
- Store upright at room temperature max. +25 °C
- Not for cellular plastic and Styrofoam



Standard Pro Pack

Item no	Packaging	Contents
118798	PCE	0.50 L

CLEANING WIPES

CLEANER WIPES

AREA OF USE

- For indoor and outdoor use
- Cleaning of uncured adhesive
- Sealant, foam, paint and dirt, grease, oil
- Building, homes, cars, boats, bicycles
- Paint spots on walls and ceilings

DESCRIPTION

To clean and remove spots and stains. Cleans equipment and tools. The product can be used on most materials without damaging and leaving stains and residue on the surface. The cloth is particularly effective in combination with Universal cleaning spray.

- Practical tear-off function
- Works all year round
- Stored standing at room temperature max. +25 °C



Standard Pro Pack

Item no	Packaging	Contents
118800	PC	150 PCS
118802	PC	80 PCS

CLEANING SPRAY



CLEANERSPRAY UNIVERSAL

AREA OF USE

- For indoor and outdoor use
- For adhesives and sealants that can be easily wiped away before curing
- Dissolve oil, grease and dirt
- Smoothing agent for MS, hybrid and silicone-based sealants.
- Mild cleaning

DESCRIPTION

Cleans grease, oil, tar and asphalt (spots and splashes) and removal of labels with adhesive residue. Spray on and smooth. Cleans extra efficiently using a universal cleaning cloth. Works on most materials without damaging surfaces and materials. Leaves no stains or residue. Can be used as a degreasing agent when building, in homes, on cars, motorcycles, boats, bicycles.

- Practical spray
- Leaves no stains
- Application temperature -10 °C to +45 °C
- Stored standing at room temperature max. +25 °C

Standard Pro Pack

Item no	Color	Packaging	Contents
118796	Transparent	PCE	0.50 L

ACTIVATOR PU-ADHESIVE AND FOAM



ACTIVATOR - FOR FOAM, PU-ADHESIVE AND STONE ADHESIVE

AREA OF USE

- Faster curing and fixing times
- Works in cold weather
- Good for sealed/confined areas

DESCRIPTION

The can must be shaken before use and preferably be at room temperature for best performance. Spray on one or more surfaces before the adhesive or sealant is applied and directly on the adhesive and sealant before installing. Works down to -18° C. Leaves no residue or stains.

- Practical spray
- Highly efficient
- Store upright at room temperature max +25°C

Standard Pro Pack

Item no	Color	Packaging	Contents
118651	Transparent	PCE	0.50 L

ACRYLIC SEALANT

ESSVE FIRESTOP - LINEAR

AREA OF USE

ESSVE FIRESTOP – LINEAR is intended for fire rated horizontal and vertical joints between plaster walls and solid ceilings, walls of concrete, lightweight concrete and around windows and doors. Other construction must be built according to the manufacturers instructions in fire class EI 60 or EI 120. Sound reduction for LINEAR is 52/58 [dB]

DESCRIPTION

ESSVE FIRESTOP – LINEAR is a fire-resistant, water-based acrylic sealant for fire-rated joints. It hardens to a semi-flexible seal and prevents the penetration of fire, smoke, gas and water. The sealant has good adhesion to most substrates. After reaction with moisture, the joint compound hardens into an elastic joint with good mobility. The product is frost-resistant during transport and assembly crack-free and can be overpainted. "LINEAR" is developed with an environmental and sustainability perspective. Ingredients are selected to give as low an emission value (VOC) as possible.

Fire class: EN1366-4

CE marking according to: EN15651-1



Specification

Application environment	Indoors
-------------------------	---------



Standard Pro Pack

Item no	Color	Packaging	Contents
10001984	White	PCE	0.31 L
10001985	White	PCE	0.60 L

SILICONE



FIRESTOP 700 - FIRE-RESISTANT SEALS

AREA OF USE

- For indoor and outdoor use
- For sealing glazing structures
- Fire-resistant seals around doors and windows
- Good adhesion to most construction materials
- Very good adhesion to glass and aluminium

DESCRIPTION

Fire-resistant, neutral curing silicone sealant. For weather sealing of non-bearing outer walls and façades. Neutral curing with the help of humidity. It is perfectly weather resistance (UV and ozone) and with good chemical resistance.

- 100% silicone
- Not paintable
- Working temperature -5°C to +40°C
- Store upright at room temperature max +25°C

Specification

Application environment	Outdoors
-------------------------	----------



Standard Pro Pack

Item no	Color	Packaging	Contents
17202	Gray	PCE	0.31 L
17206	Gray	PCE	0.31 L
17204	Black	PCE	0.31 L

CABLE AND PIPE SLEEVE

ESSVE FIRESTOP - FIRE PUTTY

AREA OF USE

ESSVE FIRESTOP - FIRE PUTTY is a fire putty which, through its wide range of applications, simplifies the fire sealing of routed cables and pipes. ESSVE FIRESTOP - FIRE PUTTY is intended for fire sealing in fire class EI 60 to EI 120 of cables and metal pipes in wall construction.

Process the putty by hand. Use fingers or tools mount the putty in the opening around the cable or pipe to a depth of at least 20mm.

Perfect for holes where a simple and cost-effective solution is sought. The soft properties of the material provide a simple modification of the fire seal, which also enables the removal of existing cables or the installation of new ones.

Noise reduction: 64dB

DESCRIPTION

ESSVE FIRESTOP - FIRE PUTTY is a white silicone-based and non-curing fire putty for cable and pipe penetrations. In the event of a fire, a blockage of fire-resistant filler is formed which limits the passage of smoke and fire.

The long shelf-life of five years makes ESSVE FIRESTOP - FIRE PUTTY a product to have on hand when the need arises.

Approved in fire class:

✓
✓

ETA.nr 21/0195



Standard Pro Pack

Item no	Color	Contents
10001986	White	1 KG



ESSVE FIRESTOP – FIRE FOAM 2-K

AREA OF USE

- For indoor and outdoor use
- For doors and windows
- Pipes and penetrations
- Building structures
- Adheres to most building materials
- Not certain plastics

DESCRIPTION

Non-elastic foam with high compressive strength for fire classified seals and type approval. Cures regardless of the environment and in the absence of air humidity in enclosed spaces. Can be cut and painted.

- Does not withstand sunlight
- Must be covered/painted over.
- Cures within 15 minutes
- Shake up and down 20 times before activation
- Activated can to be used within 10 minutes
- Working temperature +10°C to +30°C
- Paintable
- Store upright at room temperature max +25 °C
- Optimal function with can at room temperature

Specification

Application environment

Outdoors



Standard Pro Pack

Item no	Color	Packaging	Contents
118623	Light green	PCE	0.40 L

ACCESSORIES

ROTATING NOZZLE 360° (0,3L)

DESCRIPTION

Rotating nozzle with red cap. Fits 300 ml cartridges.



Standard Pro Pack

Item no	Description	Packaging	Contents
19944	CARTRIDGE NOZZLE 360°	PC	5 PCS

CARTRIDGE NOZZLE



Standard Pro Pack

Item no	Description	Packaging	Contents
31338	CARTRIDGE NOZZLE LONG 17CM	PC	2 PCS

CAULKING GUN



ESSVE SKELETON GUN 300 ML

AREA OF USE

- Skeleton gun for sealants, silicone and adhesives.
- For 290 - 310 ml cartridges

Standard Pro Pack

Item no	Description	Packaging	Contents
19315	ESSVE SKELETON GUN 300ML	PCE	1 PCS



CAULKING GUN TACK GUN

DESCRIPTION

Hand gun with extra ratio for 290-310 ml cartridges. The gun has an open cradle and can be rotated. Recommended especially for ESS TACK PRO, ESS TACK EASY AND ESS TACK XTRM.

Standard Pro Pack

Item no	Description	Packaging	Contents
19602	TACK GUN CAULKING GUN 300ML	PCE	1 PCS



CAULKING GUN H 14

DESCRIPTION

Hand gun "professionals" for cartridges. The gun has an open cradle and can be rotated.

Standard Pro Pack

Item no	Description	Packaging	Contents
19404	CAULK GUN H14 PRO METAL 300 ML	PCE	1 PCS

ESSVE CAULKING GUN 600ML - MANUEL

AREA OF USE

A robust and powerful model for professionals. Used for the application of 600ml sausages. Ideal for work with construction joints, acrylics and silicones.

DESCRIPTION

- For the application of 600ml sausages (glue and joint)
- Automatic pressure release (on/off function)
- Thrust ratio 12:1



Standard Pro Pack

Item no	Description	Packaging	Contents
19347	Essve Gun 600ml - Manual	PCE	1 PCS

PNEUMATIC CAULKING GUN T 16

DESCRIPTION

Compressed air gun for 290-310 ml cartridges (sealant/adhesive), for max. pressure, at 8 bar, 100 kg. T 16 is equipped with a reduction valve.



Standard Pro Pack

Item no	Description	Packaging	Contents
19504	AIR GUN T16 PRO METAL 300 ML	PCE	1 PCS

PNEUMATIC CAULKING GUN T 22

DESCRIPTION

Compressed air gun 600 ml aluminium or plastic bags, equipped with a reduction valve (0-8 bar).



Standard Pro Pack

Item no	Description	Packaging	Contents
19508	AIR GUN T22XP PRO METAL 600 ML	PCE	1 PCS

Accessories

Item no	Description	Contents
19999	NOZZLES FOR 600ML SAUSAGES - 5	5 PCS



CARTRIDGE TUBE TRANSPARENT PLASTIC

DESCRIPTION

Sealant gun 600 ml with aluminium tube for professionals. Only weighs 0.95 kg, ratio of 2.5 kN. Ergonomic nylon handle, soft grip. Release the pressure with the help of the handle.

Standard Pro Pack

Item no	Description	Packaging	Contents
19620	CARTRIDGEPIPE 300ML	PCE	1 PCS



BATTERY TO GUN 10,8V/1,1A

Standard Pro Pack

Item no	Description	Packaging	Contents
19515	BATTERY TO GUN 10,8V/1,1A	PCE	1 PCS

NOZZLES



PU FOAM NOZZLE

Standard Pro Pack

Item no	Description	Packaging	Contents
31350	FOAM NOZZLE	PC	5 PCS



CAP TO ESS TACK NOZZLE

Small Pack

Item no	Description	Packaging	Contents
19942	CAP FOR ESS TACK NOZZLE	PC	5 PCS

DUAL BARREL NOZZLE



Standard Pro Pack

Item no	Description	Packaging	Contents
31352	DUAL BARREL NOZZLE	PC	2 PCS

NOZZLES FOR 600ML SAUSAGES

DESCRIPTION


Self opening nozzle for 600 ml packages.



Standard Pro Pack

Item no	Description	Packaging	Contents
19970	NOZZLE FLR 600ML	PC	5 PCS

NOZZLE FOR NBS APPLICATOR



Standard Pro Pack

Item no	Description	Packaging	Contents
31334	NOZZLE NBS APLICATOR GUN	PCE	1 PCS

ROTATING NOZZLE 360° (0,3L)

DESCRIPTION

Rotating nozzle with red cap. Fits 300 ml cartridges.



Standard Pro Pack

Item no	Description	Packaging	Contents
19944	CARTRIDGE NOZZLE 360°	PC	5 PCS



CARTRIDGE NOZZLE ESS TACK

Standard Pro Pack

Item no	Description	Packaging	Contents
19940	CARTRIDGE NOZZLE ESS TACK	PC	5 PCS



EXTENSION FOR NBS NOZZLE

Standard Pro Pack

Item no	Description	Packaging	Contents
31341	PLASTICTUBE NBS NOZZLE	PC	5 PCS
31342	PLASTIC TUBE FOR GUN EC03,STD	PC	10 PCS

Accessories

Item no	Description	Contents
313351	ESSVE NBS MG PRO 3 PU FOAM GUN	1 PCS



SCREW CAP TO 300 ML CARTRIDGES

Standard Pro Pack

Item no	Description	Packaging	Contents
31340	SCREW CAP CARTRIDGE	PC	5 PCS



CARTRIDGE INCLUDING PISTON

Standard Pro Pack

Item no	Description	Packaging	Contents
99091	EMPTY CARTRIDGES 300ML, Piston_20pc	PC	20 SET

ANGLE ADAPTER FOR 300 ML NOZZLE



Standard Pro Pack

Item no	Description	Packaging	Contents
31339	ANGLE NOZZLE ADAPTER CARTR.	PC	5 PCS

NOZZLE TO 600ML SAUSAGES

DESCRIPTION

Compressed air gun 600 ml aluminium or plastic bags, equipped with a reduction valve (0-8 bar).



Standard Pro Pack

Item no	Description	Packaging	Contents
19999	NOZZLES FOR 600ML SAUSAGES	PC	5 PCS

PU FOAM NOZZLE



Standard Pro Pack

Item no	Description	Packaging	Contents
31351	FOAM NOZZLE 2i1	PC	5 PCS

STANDARD CARTRIDGE NOZZLE 300ML CARTRIDGE



Standard Pro Pack

Item no	Description	Packaging	Contents
19997	NOZZLE STANDARD 300ML	PC	5 PCS



THIN NOZZLE FOR FOAM GUN

DESCRIPTION

The nozzle is suitable for: 313345ESSVE NBS FOAM GUN STD313342ESSVE NBS FOAM GUN ECO3

Standard Pro Pack

Item no	Description	Packaging	Contents
313343	THIN NOZZLE FOR MG PRO 3	PC	10 PCS

Accessories

Item no	Description	Contents
313345	ESSVE NBS PU FOAM GUN STANDARD	1 PCS
313342	ESSVE NBS ECO 3 PU FOAM GUN	1 PCS

FOAM GUN



ESSVE NBS PU FOAM GUN STANDARD

AREA OF USE

For efficient application using gun foam and Stone Adhesive Foam.

DESCRIPTION

Flexible and easy-to-use foam gun in standard design. Including spare spouts.

Standard Pro Pack

Item no	Description	Color	Packaging	Contents
313345	ESSVE FOAM GUN STD	Beige	PCE	1 PCS

Accessories

Item no	Description	Contents
313343	THIN NOZZLE FOR MG PRO 3	10 PCS



FOAM GUN NBS MG ECO 2

AREA OF USE

For efficient application using gun foam.

DESCRIPTION

Affordable sealant foam gun in basic design. Entry model with good performance and ergonomics for those who do not use the tool on a daily basis.

Standard Pro Pack

Item no	Description	Packaging	Contents
313342	ESSVE NBS ECO 3 PU FOAM GUN	PCE	1 PCS

Accessories

Item no	Description	Contents
313343	THIN NOZZLE FOR MG PRO 3	10 PCS

FOAM GUN NBS MG PRO

AREA OF USE

For efficient application using gun foam.

DESCRIPTION

Sealant foam gun professional model. Ergonomically designed for frequent daily use. All metal PTFE treated for easy cleaning.



Standard Pro Pack

Item no	Description	Packaging	Contents
313351	ESSVE NBS MG PRO 3 PU FOAM GUN	PCE	1 PCS

Accessories

Item no	Description	Contents
31342	PLASTIC TUBE FOR GUN ECO3,STD	10 PCS
31341	PLASTICTUBE NBS NOZZLE	5 PCS

BACKING ROD

BACKER ROD

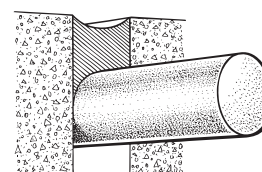
AREA OF USE

Used as a backer rod when sealing to give the right joint shape and the right quantity of sealant

DESCRIPTION

Backer rod made of polythene. For closed cells, does not absorb moisture and water, has a good thermal insulation capacity and is resistant to alkaline solutions.

- Dimensions from 16 mm with hollow profile
- Compressible and elastic
- Not paintable



Standard Pro Pack

Item no	Description	Color	Packaging	Contents
17731	BACKING ROD 35 MM 180M (1M)	Gray	PCE	1 M
17733	BACKING ROD, 40 MM 120M (1M)	Gray	PCE	1 M
17735	BACKING ROD, 50 MM 90M (1M)	Gray	PCE	1 M
17751	BACKING ROD 6MM, 1500M	Gray	RLE	1500 M
17753	BACKING ROD 10 MM , 600M (1M)	Gray	RLE	600 M
17755	BACKING ROD 13 MM 400M (1M)	Gray	RLE	400 M
17757	BACKING ROD 16 MM 250M (1M)	Gray	RLE	250 M
17759	BACKING ROD 20MM, 150M	Gray	RLE	150 M
17761	BACKING ROD 24 MM, 100M	Gray	RLE	100 M
17763	BACKING ROD, 30 MM, 80M	Gray	RLE	80 M
17771	BACKING ROD 10 MM, 50M	Gray	RLE	50 M
17773	BACKING ROD 16 MM, 50M	Gray	RLE	50 M
17775	BACKING ROD 20MM, 50M	Gray	RLE	50 M
17720	BACKING ROD 10MM ,6M	Gray	PCE	6 M
17722	BACKING ROD 13MM ,6M	Gray	PCE	6 M
17724	BACKING ROD 16MM ,6M	Gray	PCE	6 M
17726	BACKING ROD 20MM ,6M	Gray	PCE	6 M
17728	BACKING ROD 24MM ,6M	Gray	PCE	6 M

JOINT SMOOTHING TOOL



SEALANT APPLICATION TOOL - SMALL

Standard Pro Pack

Item no	Description	Packaging	Contents
31331	SEALANT FINISHING TOOL - SMALL	PCE	1 PCS



SEALANT APPLICATION TOOL - LARGE

Standard Pro Pack

Item no	Description	Packaging	Contents
31332	SEALANT FINISHING TOOL - LARGE	PCE	1 PCS



SEALANT SMOOTHER

DESCRIPTION

Sealant smoother made of wood for smoothing after jointing.

Standard Pro Pack

Item no	Description	Packaging	Contents
19201	JOINTSTICK, 6 MM	PCE	1 PCS
19202	JOINTSPICK, 8 MM	PCE	1 PCS
19203	JOINTSTICK, 10 MM	PCE	1 PCS
19204	JOINTSTICK, 15 MM	PCE	1 PCS
19205	JOINTSTICK, 20 MM	PCE	1 PCS
19206	JOINTSTICK, 25 MM	PCE	1 PCS
19207	JOINTSTICK, 30 MM	PCE	1 PCS

NAIL AND NAIL GUNS

STRAIGHT COLLATED	373
COIL COLLATED.....	382
MACHINERY BRADS	389
MACHINERY STAPLES.....	393
LOOSE NAILS	399
COMPRESSOR	422
NAIL GUNS	426
ACCESSORIES.....	438

SYMBOLS

INDOOR

C1

Electro zinc plated, fosfated
corrosivity C1

C2

Hot dip galvanized
corrosivity C2

OUTDOOR

C3

Hot dip galvanized
corrosivity C3

C4

Anti-corrosion treated
corrosivity C4

STAINLESS

A2

Stainless steel A2

A4

Stainless steel, acid proof A4



Indoors/Outdoors, Indoors,
Outdoors



Paintable, Not paintable

MATERIALS



Wood



Drywall



Board



Lightweight concrete



Concrete



Hollow brick



Brick



Natural stone



Hollow core element



Steel



Stainless steel



Aluminium

COLLATED NAILS 17°

STRAIGHT COLLATED NAILS 17° ROUND HEAD, BARBED, M-FUSION

DESCRIPTION

M-Fusion is a surface treatment with improved corrosion resistance (C4), compared to classic hot dip galvanising (C3). The surface treatment process takes place in a more environmentally friendly manner.



Wood

Specification

Surface treatment	M-Fusion
Corrosion resistance class	C4



Standard Pro Pack

Item no	Diameter	Length	Collation material	Packaging	Contents	CE
772481	2,8 mm	50 mm	Plastic	BU2	2200 PCS	✓
772483	2,8 mm	60 mm	Plastic	BU2	1800 PCS	✓
772485	2,8 mm	75 mm	Plastic	BU2	1300 PCS	✓
772487	3,1 mm	90 mm	Plastic	BU2	1200 PCS	✓

STRAIGHT COLLATED NAILS 17° ROUND HEAD, BARBED, BLANK

DESCRIPTION

Blank, no surface treatment. Suitable for all standard tools for 17° nails.



Wood

Specification

Surface treatment	Blank
Corrosion resistance class	C1
Application environment	Indoors



Standard Pro Pack

Item no	Diameter	Length	Collation material	Packaging	Contents	CE
777491	2,8 mm	60 mm	Plastic	BU2	1800 PCS	✓
777493	2,8 mm	75 mm	Plastic	BU2	1300 PCS	✓
777495	3,1 mm	90 mm	Plastic	BU1	1200 PCS	✓



STRAIGHT COLLATED NAILS 17°, ROUND HEAD, PLAIN, HOT DIP GALVANIZED

DESCRIPTION

Suitable for all standard tools for 17° nails.



Wood

Specification

Surface treatment	Hot Dip Galvanized
Corrosion resistance class	C3
Application environment	Outdoors

C3

17°

Standard Pro Pack

Item no	Diameter	Length	Collation material	Packaging	Contents	CE
777940	2,8 mm	50 mm	Plastic	BU2	2200 PCS	✓
777942	2,8 mm	60 mm	Plastic	BU2	1800 PCS	✓
777944	2,8 mm	75 mm	Plastic	BU2	1300 PCS	✓
777946	3,1 mm	90 mm	Plastic	BU1	1200 PCS	✓

COLLATED NAILS 21°



STRAIGHT COLLATED NAILS 21° ROUND HEAD, BARBED. M-FUSION

DESCRIPTION

M-Fusion is a surface treatment with improved corrosion resistance (C4), compared to classic hot dip galvanising (C3). The surface treatment process takes place in a more environmentally friendly manner.

Suitable for all standard tools for 21° nails. NOTE! For min/max length, see each machine's product sheet.



Wood

Specification

Surface treatment	M-Fusion
Corrosion resistance class	C4
Application environment	Outdoors

C4

21°

Standard Pro Pack

Item no	Diameter	Length	Collation material	Packaging	Contents	CE
772461	2,8 mm	50 mm	Plastic	BU2	2200 PCS	✓
772463	2,8 mm	60 mm	Plastic	BU2	1800 PCS	✓
772465	2,8 mm	75 mm	Plastic	BU2	1300 PCS	✓
772467	3,1 mm	90 mm	Plastic	BU2	1200 PCS	✓

STRAIGHT COLLATED NAILS 21°, ROUND HEAD, BARBED, BLANK

DESCRIPTION

Suitable for all standard tools for 21° nails. NOTE! For min/max length, see each machine's product sheet.



Specification

Surface treatment	Blank
Corrosion resistance class	C1
Application environment	Indoors



Standard Pro Pack

Item no	Diameter	Length	Collation material	Packaging	Contents	CE
777471	2,8 mm	60 mm	Plastic	BU2	1800 PCS	✓
777473	2,8 mm	75 mm	Plastic	BU2	1300 PCS	✓
777475	3,1 mm	90 mm	Plastic	BU1	1200 PCS	✓

STRAIGHT COLLATED NAILS 21°, ROUND HEAD, PLAIN, HOT DIP GALVANIZED

DESCRIPTION

Suitable for all standard tools for 21° nails. NOTE! For min/max length, see each machine's product sheet.



Specification

Surface treatment	Hot Dip Galvanized
Corrosion resistance class	C3
Application environment	Outdoors



Standard Pro Pack

Item no	Diameter	Length	Collation material	Packaging	Contents	CE
777922	2,8 mm	60 mm	Plastic	BU2	1800 PCS	✓
777924	2,8 mm	75 mm	Plastic	BU2	1300 PCS	✓
777926	3,1 mm	90 mm	Plastic	BU1	1200 PCS	✓

COLLATED NAILS 34°



BARBED STRIP NAILS 34° 2,8X50MM HDG

DESCRIPTION

Suitable for all standard tools for 34° nails.
NOTE! For min/max length, see each machine's product sheet.



Specification

Surface treatment	Hot Dip Galvanized
Corrosion resistance class	C3
Application environment	Outdoors

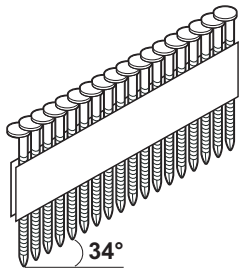


Wood



Standard Pro Pack

Item no	Diameter	Length	Collation material	Packaging	Contents	CE
777401	2,8 mm	50 mm	Paper	BU2	2200 PCS	✓



STRIP NAILS 34° FULL HEAD 2,5X50MM HDG DECRABLACK

DESCRIPTION

Suitable for all standard tools for 34° Decra nails.
NOTE! For min/max length, see each machine's product sheet.

Specification

Surface treatment	Hot Dip Galvanized
Corrosion resistance class	C3
Application environment	Outdoors



Wood



Standard Pro Pack

Item no	Diameter	Length	Color	Collation material	Packaging	Contents	CE
778731	2,5 mm	50 mm	Black	Paper	PC	1200 PCS	✓

STRAIGHT COLLATED NAILS 34°, D-HEAD, BARBED, BLANK

DESCRIPTION

Suitable for all standard tools for 34° nails.

NOTE! For min/max length, see each machine's product sheet.



Specification

Surface treatment	Blank
Corrosion resistance class	C1
Application environment	Indoors



Standard Pro Pack


Item no	Diameter	Length	Collation material	Packaging	Contents	CE
777411	2,8 mm	60 mm	Paper	BU2	1800 PCS	✓
777413	2,8 mm	75 mm	Paper	BU2	1300 PCS	✓
777415	3,1 mm	90 mm	Paper	BU2	1200 PCS	✓

STRAIGHT COLLATED NAILS 34°, D-HEAD, PLAIN, HOT DIP GALVANIZED

DESCRIPTION

Suitable for all standard tools for 34° nails.

NOTE! For min/max length, see each machine's product sheet.




Specification

Surface treatment	Hot Dip Galvanized
Corrosion resistance class	C3
Application environment	Outdoors



Standard Pro Pack


Item no	Diameter	Length	Collation material	Packaging	Contents	CE
777900	2,8 mm	50 mm	Paper	BU2	2200 PCS	✓
777902	2,8 mm	60 mm	Paper	BU2	1800 PCS	✓
777904	2,8 mm	75 mm	Paper	BU2	1300 PCS	✓
777906	3,1 mm	90 mm	Paper	BU2	1200 PCS	✓



STRAIGHT COLLATED NAILS 34°, PLAIN, BLANK

DESCRIPTION

Suitable for all standard tools for 34° nails.
NOTE! For min/max length, see each machine's product sheet.



Wood

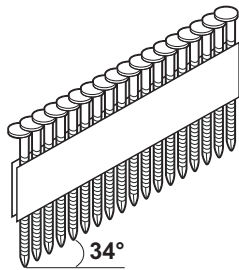
Specification

Surface treatment	Blank
Corrosion resistance class	C1
Application environment	Indoors



Standard Pro Pack

Item no	Diameter	Length	Collation material	Packaging	Contents	CE
777910	2,8 mm	60 mm	Paper	BU2	1800 PCS	✓
777912	2,8 mm	75 mm	Paper	BU2	1300 PCS	✓
777914	3,1 mm	90 mm	Paper	BU2	1200 PCS	✓



RING SHANK STRIP NAILS 34° FULL HEAD M-FUSION

DESCRIPTION

Suitable for all standard tools for 34° nails.
NOTE! For min/max length, see each machine's product sheet.



Wood

Specification

Surface treatment	M-Fusion
Corrosion resistance class	C4



Standard Pro Pack


Item no	Diameter	Length	Collation material	Packaging	Contents	CE
772703	2,8 mm	60 mm	Paper	BU2	2800 PCS	✓
772705	2,8 mm	75 mm	Paper	BU2	1400 PCS	✓
772707	3,1 mm	90 mm	Paper	BU2	1240 PCS	✓

BARBED STRIP NAILS 34° D-HEAD, M-FUSION

DESCRIPTION

Suitable for all standard tools for 34° nails.

NOTE! For min/max length, see each machine's product sheet.



Wood

Specification

Surface treatment	M-Fusion
Corrosion resistance class	C4
Application environment	Outdoors



Standard Pro Pack

Item no	Diameter	Length	Collation material	Packaging	Contents	CE
772403	2,8 mm	60 mm	Paper	BU2	2800 PCS	✓
772405	2,8 mm	75 mm	Paper	BU2	1400 PCS	✓
772407	3,1 mm	90 mm	Paper	BU2	1240 PCS	✓

METAL CONNECTOR NAILS 34°

CONNECTOR NAILS 34° PLASTIC COLLATED 4,0X40MM HDG

DESCRIPTION

Suitable for all standard tools for 34° Metal connector nails. NOTE! For min/max length, see each machine's product sheet.



Wood

Specification

Surface treatment	Hot Dip Galvanized
Corrosion resistance class	C3
Application environment	Outdoors



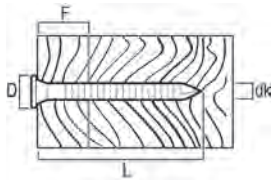
Standard Pro Pack

Item no	Diameter	Length	Collation material	Packaging	Contents	CE
777694	4 mm	40 mm	Paper	PC	1200 PCS	✓
774037	4 mm	40 mm	Plastic	B02	2400 PCS	✓

STRAIGHT COLLATED METAL CONNECTOR NAIL, 34° PAPER COLLATED, BRIGHT ZINC PLATED

DESCRIPTION

Suitable for all standard tools for 34° Metal connector nails. NOTE! For min/max length, see each machine's product sheet.



Wood



Specification

Surface treatment	Zinc plated
Corrosion resistance class	C1
Application environment	Outdoors

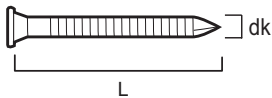
Standard Pro Pack

Item no	Diameter	Length	Collation material	Packaging	Contents	CE
777690	4 mm	40 mm	Paper	PC	1200 PCS	✓
777692	4 mm	50 mm	Plastic	PC	1200 PCS	✓

METAL CONNECTOR NAIL 34°, PLASTIC COLLATED, BRIGHT ZINC PLATED

DESCRIPTION

Suitable for all standard tools for 34° Metal connector nails. NOTE! For min/max length, see each machine's product sheet.



Wood



Specification

Surface treatment	Zinc plated
Corrosion resistance class	C1
Application environment	Indoors

Standard Pro Pack

Item no	Diameter	Length	Collation material	Packaging	Contents	CE
774031	4 mm	40 mm	Plastic	B02	2400 PCS	✓
774033	4 mm	50 mm	Plastic	B02	1800 PCS	✓
778035	4 mm	60 mm	Plastic	PC	1600 PCS	✓

CONCRETE NAIL 0°

EDGEFAST FASTENER SS A2

AREA OF USE

Unique fasteners for hidden decking application. It's recommended for soft to medium hard decking boards, with a maximum thickness of 28 mm. The EDGEFAST system consists of a unique type of fasteners and nailer that allows you to attach two fasteners at the sides of the decking board in one and the same motion. This results in considerable time savings.

DESCRIPTION

For ESSVE EDGEFAST nail gun

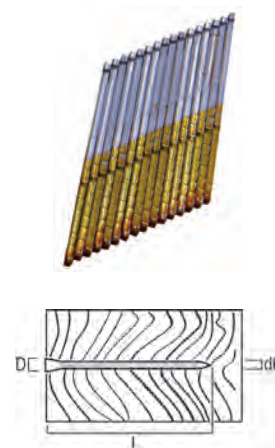
Specification

Main Materials	Stainless steel A2
Corrosion resistance class	C4 A2

A2

Small Pack

Item no	Length	Packaging	Contents
776754	57 mm	114	300 PCS



EDGEFAST FASTENER C4

AREA OF USE

Unique fasteners for hidden decking application. It's recommended for soft to medium hard decking boards, with a maximum thickness of 28 mm. The EDGEFAST system consists of a unique type of fasteners and nailer that allows you to attach two fasteners at the sides of the decking board in one and the same motion. This results in considerable time savings.

DESCRIPTION

For ESSVE EDGEFAST nail gun

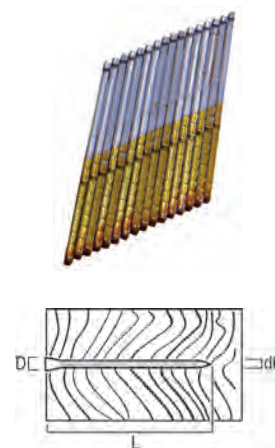
Specification

Surface treatment	Dacromet
Corrosion resistance class	C4

C4

Small Pack

Item no	Length	Packaging	Contents
776752	57 mm	114	300 PCS



COLLATED NAILS 0°



COIL 0° PLASTIC COLLATED NAILS HDG

DESCRIPTION

Suitable for all standard tools for 0° round collated nails. **NOTE!** For min./max. length, see each machine's product sheet.



Specification

Surface treatment	Hot Dip Galvanized
Corrosion resistance class	C3
Application environment	Outdoors



Wood



Standard Pro Pack

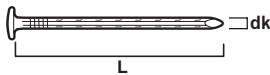
Item no	Diameter	Length	Color	Collation material	Packaging	Contents	CE
774621	2,5 mm	50 mm		Plastic	B03	1950 PCS	✓
774623	2,5 mm	65 mm		Plastic	B03	1950 PCS	✓
774625	2,5 mm	75 mm		Plastic	B03	975 PCS	✓
778613	2,1 mm	35 mm		Plastic	PC	2600 PCS	✓
778615	2,1 mm	40 mm		Plastic	PC	1950 PCS	✓
778617	2,1 mm	45 mm		Plastic	PC	1950 PCS	✓
778619	2,1 mm	50 mm		Plastic	PC	1950 PCS	✓
778642	2,5 mm	50 mm	Red	Plastic	PC	1950 PCS	✓
778640	2,5 mm	50 mm	Black	Plastic	PC	1950 PCS	✓



COIL 0° PLASTIC COLLATED NAILS STAINLESS STEEL A4

DESCRIPTION

Suitable for all standard tools for 0° round collated nails. **NOTE!** For min./max. length, see each machine's product sheet.



Specification

Main Materials	Stainless steel A4
Corrosion resistance class	C5
Application environment	Outdoors



Wood



Standard Pro Pack

Item no	Diameter	Length	Collation material	Packaging	Contents	CE
774629	2,5 mm	50 mm	Plastic	B03	1950 PCS	✓
774631	2,5 mm	65 mm	Plastic	B03	1950 PCS	✓
774633	2,5 mm	75 mm	Plastic	B03	975 PCS	✓

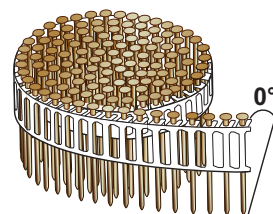
COIL 0° PLASTIC COLLATED DRYWALL NAILS 2,5X35MM EZP

Specification

Surface treatment	Zinc plated
Corrosion resistance class	C1
Application environment	Indoors

C1

0°



Wood

Standard Pro Pack

Item no	Diameter	Length	Collation material	Packaging	Contents	CE
778650	2,5 mm	35 mm	Plastic	PC	2600 PCS	✓
778652	2,5 mm	50 mm	Plastic	PC	1950 PCS	✓

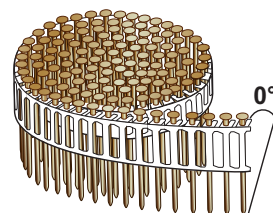
COIL 0° PLASTIC COLLATED RING SHANK NAILS RAISED HEAD 2,1X50MM STAINLESS A4

Specification

Main Materials	Stainless steel A4
Corrosion resistance class	C5
Application environment	Outdoors

A4

0°



Wood

Standard Pro Pack

Item no	Diameter	Length	Collation material	Packaging	Contents	CE
778627	2,1 mm	50 mm	Plastic	PC	1950 PCS	✓

COLLATED NAILS 15°

COIL 15° PLASTIC COLLATED BARBED NAILS 2,5X65MM HDG DESCRIPTION

Suitable for all standard tools for 15° wire collated nails.
NOTE! For min/max length, see each machine's product sheet.

Specification

Surface treatment	Hot Dip Galvanized
Application environment	Outdoors

15°



Wood

Standard Pro Pack

Item no	Diameter	Length	Collation material	Packaging	Contents	CE
777801	2,5 mm	50 mm	Plastic	TU1	1400 PCS	✓
777803	2,5 mm	65 mm	Plastic	TU1	1000 PCS	✓
777805	2,8 mm	75 mm	Plastic	TU1	875 PCS	✓



AUTOMATED NAILS COLI 15°, COILED, STAINLESS A4 ACID PROOF

DESCRIPTION

Suitable for all standard tools for 15° plastic collated nails.
NOTE! For min/max length, see each machine's product sheet.



Wood

Specification

Main Materials	Stainless steel A4
Corrosion resistance class	C5
Application environment	Outdoors

A4

15°

Standard Pro Pack

Item no	Diameter	Length	Collation material	Packaging	Contents	CE
774635	2,5 mm	50 mm	Plastic	B03	1750 PCS	✓
774637	2,5 mm	65 mm	Plastic	B03	1750 PCS	✓
774639	2,5 mm	75 mm	Plastic	B03	875 PCS	✓



AUTOMATED NAILS COIL 15°, COILED, STAINLESS A4 ACID PROOF

DESCRIPTION

Suitable for all standard tools for 15° plastic collated nails.
NOTE! For min/max length, see each machine's product sheet.



Wood

Specification

Main Materials	Stainless steel A4
Corrosion resistance class	C5
Application environment	Outdoors

A4

15°


Standard Pro Pack

Item no	Diameter	Length	Collation material	Packaging	Contents	CE
774304	2,5 mm	50 mm	Plastic	B03	1750 PCS	✓
774306	2,5 mm	65 mm	Plastic	B03	1750 PCS	✓
774308	2,5 mm	75 mm	Plastic	B03	875 PCS	✓

AUTOMATED NAILS COIL 15°, COILED, HOT DIP GALVANISED

DESCRIPTION

Suitable for all standard tools for 15° plastic collated nails.
NOTE! For min/max length, see each machine's product sheet.



Specification	
Surface treatment	Hot Dip Galvanized
Application environment	Outdoors



Standard Pro Pack						
Item no	Diameter	Length	Collation material	Packaging	Contents	CE
778051	2,1 mm	25 mm	Plastic	PC	4000 PCS	✓
778053	2,1 mm	30 mm	Plastic	PC	3200 PCS	✓
774055	2,1 mm	25 mm	Plastic	B03	3600 PCS	✓
774057	2,1 mm	40 mm	Plastic	B03	3600 PCS	✓
774061	2,1 mm	45 mm	Plastic	B03	2400 PCS	✓
774063	2,1 mm	50 mm	Plastic	B03	2400 PCS	✓
778291	2,5 mm	38 mm	Plastic	PC	3200 PCS	✓
778293	2,5 mm	50 mm	Plastic	PC	2400 PCS	✓
774295	2,5 mm	65 mm	Plastic	B03	1750 PCS	✓

COIL 15° PLASTIC COLLATED THREADED DECKING NAILScrew 3,1X75MM PH2 STAINLESS A2

DESCRIPTION

ESSVE decking nail screws are used to install pressure-impregnated decking timber quickly and more efficiently. The head's PH2 crosshead enables both adjustment and dismantling afterwards. The thread is designed as barbs that also have a glue coating, which means that the product has a very good cut in the wood. Suitable for most 15-degree round collated nail guns on the market that can take 75 mm plastic collated nails. Stainless A2



Specification	
Main Materials	Stainless steel A2
Corrosion resistance class	C4 A2
Application environment	Outdoors



Standard Pro Pack							
Item no	Diameter	Length	Type of bits	Collation material	Packaging	Contents	CE
774560	3,1 mm	75 mm	PH2	Plastic	B03	875 PCS	✓



Wood

WIRE COLLATED COIL NAIL 15°, BARBED, BLANK

DESCRIPTION

Suitable for all standard tools for 15° wire collated nails.
NOTE! For min/max length, see each machine's product sheet.

Specification

Corrosion resistance class	C1
Application environment	Indoors



Standard Pro Pack

Item no	Diameter	Length	Collation material	Packaging	Contents	CE
777870	2,5 mm	50 mm	Wire	TU1	1575 PCS	✓
777872	2,8 mm	60 mm	Wire	TU1	1200 PCS	✓
777873	2,5 mm	65 mm	Wire	TU1	1125 PCS	✓
777874	2,8 mm	65 mm	Wire	TU1	1000 PCS	✓
777875	2,8 mm	75 mm	Wire	TU1	1000 PCS	✓
777876	3,1 mm	90 mm	Wire	TU1	800 PCS	✓



Wood

WIRE COLLATED COIL NAIL 15°, BARBED, M-FUSION

DESCRIPTION

M-Fusion is a surface treatment with improved corrosion resistance (C4), compared to classic hot dip galvanising (C3). The surface treatment process takes place in a more environmentally friendly manner.

Suitable for all standard tools for 15° wire collated nails.
NOTE! For min/max length, see each machine's product sheet.

Specification

Corrosion resistance class	C4
Application environment	Outdoors



Standard Pro Pack

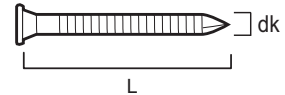
Item no	Diameter	Length	Collation material	Packaging	Contents	CE
772870	2,5 mm	50 mm	Wire	P02	2400 PCS	✓
772880	2,5 mm	50 mm	Wire	P01	5400 PCS	✓
772873	2,5 mm	65 mm	Wire	P02	2400 PCS	✓
772883	2,5 mm	65 mm	Wire	P01	4500 PCS	✓
772871	2,8 mm	50 mm	Wire	P02	2000 PCS	✓
772881	2,8 mm	50 mm	Wire	P01	4800 PCS	✓
772872	2,8 mm	60 mm	Wire	P02	2000 PCS	✓
772882	2,8 mm	60 mm	Wire	P01	4000 PCS	✓
772884	2,8 mm	65 mm	Wire	P01	4000 PCS	✓
772874	2,8 mm	65 mm	Wire	P02	2000 PCS	✓
772885	2,8 mm	75 mm	Wire	P01	3200 PCS	✓
772875	2,8 mm	75 mm	Wire	P02	1000 PCS	✓
772876	3,1 mm	90 mm	Wire	P02	900 PCS	✓
772886	3,1 mm	90 mm	Wire	P01	2400 PCS	✓

METAL CONNECTOR NAILS 15°

COIL 15° PLASTIC COLLATED CONNECTOR NAILS 4,0X40MM HDG

DESCRIPTION

Suitable for all standard tools for 15° Metal connector nails. NOTE! For min/max length, see each machine's product sheet.



Wood

Specification

Surface treatment	Hot Dip Galvanized
Corrosion resistance class	C3
Application environment	Outdoors



Standard Pro Pack

Item no	Diameter	Length	Collation material	Packaging	Contents	CE
774047	4 mm	40 mm	Plastic	B03	1800 PCS	✓

METAL CONNECTOR NAIL 15° COIL COLLATED, PLASTIC COLLATED (COIL)

DESCRIPTION

Suitable for all standard tools for 15° Metal connector nails. NOTE! For min/max length, see each machine's product sheet.



Wood

Specification

Surface treatment	Zinc plated
Corrosion resistance class	C1
Application environment	Indoors



Standard Pro Pack

Item no	Diameter	Length	Collation material	Packaging	Contents	CE
778049	4 mm	35 mm	Plastic	PC	1600 PCS	✓
774041	4 mm	40 mm	Plastic	B03	1800 PCS	✓
774043	4 mm	50 mm	Plastic	B03	1200 PCS	✓
778045	4 mm	60 mm	Plastic	PC	800 PCS	✓

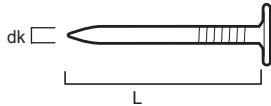
ROOFING NAILS 15°



COIL COLLATED, WIRE COLLATED CLOUT NAILS 15°, HOT DIP GALVANIZED

DESCRIPTION

Suitable for all standard tools for 15° plastic collated nails. NOTE! For min/max length, see each machine's product sheet.



Wood

Specification

Surface treatment	Hot Dip Galvanized
Corrosion resistance class	C3
Application environment	Outdoors



Standard Pro Pack

Item no	Diameter	Length	Collation material	Packaging	Contents	CE
777430	3 mm	19 mm	Wire	PC	7200 PCS	✓
777432	3 mm	22 mm	Wire	PC	7200 PCS	✓
777434	3 mm	32 mm	Wire	PC	7200 PCS	✓
777436	3 mm	38 mm	Wire	PC	7200 PCS	✓
77765	3 mm	19 mm	Wire	TU1	2160 PCS	✓
77766	3 mm	22 mm	Wire	TU1	1920 PCS	✓
77767	3 mm	32 mm	Wire	TU1	1200 PCS	✓
77768	3 mm	38 mm	Wire	TU1	1080 PCS	✓
77769	3 mm	45 mm	Wire	TU1	960 PCS	✓

F18, 0°, 1,2MM

BRAD F18, 0°, BRIGHT ZINC PLATED


DESCRIPTION

Suitable for all standard tools for 0° brads. NOTE! For min/max length, see each machine's product sheet.

Specification

Surface treatment	Zinc plated
Corrosion resistance class	C1
Application environment	Indoors

C1



Wood

Standard Pro Pack

Item no	Length	Diameter	Packaging	Contents
776451	16 mm	1,2 mm	202	10000 PCS
776457	25 mm	1,2 mm	202	7000 PCS
776449	30 mm	1,2 mm	202	6000 PCS
776455	38 mm	1,2 mm	202	4000 PCS
776453	45 mm	1,2 mm	202	3800 PCS
778142	45 mm	1,2 mm	PC	5000 PCS
776456	50 mm	1,2 mm	202	3600 PCS
776450		1,2 mm	PC	2500 PCS

BRAD F18 0°, BRIGHT ZINC PLATED + WHITE HEAD


DESCRIPTION

Suitable for all standard tools for 0° brads. NOTE! For min/max length, see each machine's product sheet.

Specification

Surface treatment	Zinc plated
Corrosion resistance class	C1
Application environment	Indoors

C1

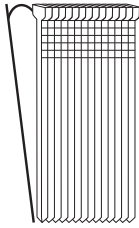


Wood

Standard Pro Pack

Item no	Length	Diameter	Packaging	Contents
776458	38 mm	1,2 mm	202	4000 PCS
776459	50 mm	1,2 mm	202	3600 PCS

0°



BRAD F18 0°, STAINLESS A4 ACID PROOF

DESCRIPTION

Suitable for all standard tools for 0° brads. NOTE! For min/max length, see each machine's product sheet.

Specification

Main Materials	Stainless steel A4
Corrosion resistance class	C5
Application environment	Outdoors



Standard Pro Pack

Item no	Length	Diameter	Packaging	Contents
774163	38 mm	1,2 mm	B01	5000 PCS
774165	50 mm	1,2 mm	B01	5000 PCS

F16, 0°, 1,6MM



Wood

BRAD F16, 0°, BRIGHT ZINC PLATED

DESCRIPTION

Suitable for all standard tools for 0° brads. NOTE! For min/max length, see each machine's product sheet.

Specification

Surface treatment	Zinc plated
Corrosion resistance class	C1
Application environment	Indoors



Standard Pro Pack



Item no	Length	Diameter	Packaging	Contents
776441	25 mm	1,6 mm	202	3700 PCS
776445	38 mm	1,6 mm	202	2400 PCS
776443	45 mm	1,6 mm	202	2200 PCS
776447	50 mm	1,6 mm	202	2000 PCS
776448	63 mm	1,6 mm	202	1600 PCS
776440		1,6 mm	PC	2000 PCS

BRAD F16 0°, BRIGHT ZINC PLATED + WHITE HEAD**DESCRIPTION**

Suitable for all standard tools for 0° brads. NOTE! For min/max length, see each machine's product sheet.

Specification

Surface treatment	Zinc plated
Corrosion resistance class	C1
Application environment	Indoors

C1

Wood

Standard Pro Pack

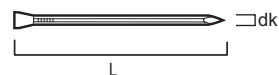
Item no	Length	Diameter	Color	Packaging	Contents
776438	38 mm	1,6 mm	White	202	2400 PCS
776439	50 mm	1,6 mm	White	202	2064 PCS

BRAD F16 0°, STAINLESS A4 ACID PROOF**DESCRIPTION**

Suitable for all standard tools for 0° brads. NOTE! For min/max length, see each machine's product sheet.

Specification

Main Materials	Stainless steel A4
Corrosion resistance class	C5
Application environment	Outdoors


A4

Wood

Standard Pro Pack

Item no	Length	Diameter	Packaging	Contents
774167	32 mm	1,6 mm	B01	3500 PCS
774168	38 mm	1,6 mm	B01	3500 PCS
774169	50 mm	1,6 mm	B01	2500 PCS
778164	18 mm	1,6 mm	PC	5000 PCS
778166	25 mm	1,6 mm	PC	5000 PCS

D16, 20°, 1,6MM



Wood

BRAD D16 20°, BRIGHT ZINC PLATED

DESCRIPTION

Suitable for all standard tools for 20° brads. NOTE! For min/max length, see each machine's product sheet.

Specification

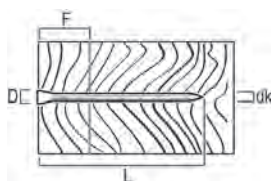
Surface treatment	Zinc plated
Corrosion resistance class	C1
Application environment	Indoors



Standard Pro Pack

Item no	Length	Diameter	Packaging	Contents
776740	19 mm	1,6 mm	203	7200 PCS
776744	25 mm	1,6 mm	203	5600 PCS
776746	35 mm	1,6 mm	203	4400 PCS
776748	50 mm	1,6 mm	203	2800 PCS
776750	63 mm	1,6 mm	203	2400 PCS

STEEL BRADS 0°, 1,8MM



Concrete

ESSVE STEEL BRAD ST, 0°, BRIGHT ZINC PLATED

AREA OF USE

For mounting of skirtings etc. directly in concrete and brick. Combine with glue for crack-proof mounting over time. Also recommended for sheet metal and to the Nail-It inner wall system.

DESCRIPTION

Hardened steel brad that drives directly through skirtings, metal etc. into concrete and brick, and thin sheet metal. Efficient mounting where you often have to drill / plug / screw.

Specification

Surface treatment	Zinc plated
Corrosion resistance class	C1
Application environment	Indoors



Small Pack

Item no	Length	Diameter	Packaging	Contents
776442	15 mm	1,8 mm	113	3650 PCS
776444	20 mm	1,8 mm	113	2650 PCS
776446	25 mm	1,8 mm	113	2050 PCS
776452	30 mm	1,8 mm	113	1750 PCS
776454	40 mm	1,8 mm	113	750 PCS

WIDTH 5-6MM

STAPLES 90 = STAPLES BE 90

DESCRIPTION

Suitable for all standard tools for Staples 90.

NOTE! For min/max length, see each machine's product sheet.

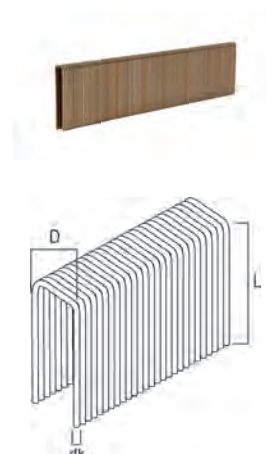
Specification

Surface treatment	Zinc plated
Corrosion resistance class	C1
Application environment	Indoors

C1

Standard Pro Pack

Item no	Length	Diameter	Fixture thickness	Packaging	Contents
778510	12 mm	5,8 mm	4 mm	PC	5000 PCS
778511	18 mm	5,8 mm	6 mm	PC	5000 PCS
778512	25 mm	5,8 mm	8 mm	PC	5000 PCS
778513	30 mm	5,8 mm	10 mm	PC	5000 PCS
778514	35 mm	5,8 mm	12 mm	PC	5000 PCS
778515	40 mm	5,8 mm	13 mm	PC	5000 PCS



WIDTH 10-13MM

STAPLES BE 80 = STAPLES 80. BRIGHT ZINC PLATED

DESCRIPTION

Suitable for all standard tools for Staples BE-80.

NOTE! For min/max length, see each machine's product sheet.

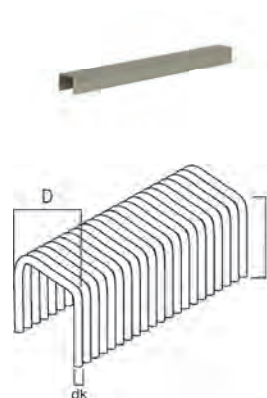
Specification

Surface treatment	Zinc plated
Corrosion resistance class	C1
Application environment	Indoors

C1

Standard Pro Pack

Item no	Length	Diameter	Packaging	Contents
774422	6 mm	13 mm	B01	12500 PCS
774424	8 mm	13 mm	B01	9500 PCS
774426	10 mm	13 mm	B01	7500 PCS
774428	12 mm	13 mm	B01	6500 PCS
774430	14 mm	13 mm	B01	5400 PCS
774432	16 mm	13 mm	B01	5400 PCS

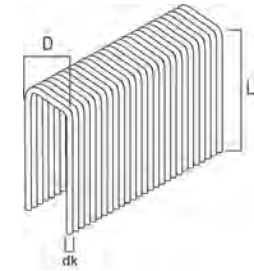




STAPLES H500. BRIGHT ZINC PLATED

DESCRIPTION

Suitable for all standard tools for Staples H500.
NOTE! For min/max length, see each machine's product sheet.



Specification

Surface treatment	Zinc plated
Corrosion resistance class	C1
Application environment	Indoors

C1

Standard Pro Pack

Item no	Length	Diameter	Packaging	Contents
778505	20 mm	10,8 mm	304	5800 PCS
778506	25 mm	10,8 mm	304	4600 PCS
778507	30 mm	10,8 mm	304	3800 PCS
778508	35 mm	10,8 mm	304	3000 PCS
778509	40 mm	10,8 mm	304	3000 PCS



STAPLES PB 25 A4

DESCRIPTION

Suitable for all standard tools for Staples PB-18.
NOTE! For min/max length, see each machine's product sheet.



Wood

Specification

Main Materials	Stainless steel A2
Corrosion resistance class	C5
Application environment	Outdoors

A4

Standard Pro Pack

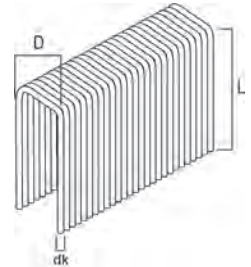
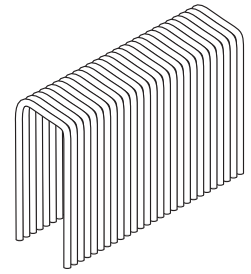
Item no	Length	Packaging	Contents
778482	25 mm	PC	3000 PCS

STAPLES PB-18 = STAPLES I-18. BRIGHT ZINC PLATED

DESCRIPTION

Suitable for all standard tools for Staples PB-18.

NOTE! For min/max length, see each machine's product sheet.



Specification

Surface treatment	Zinc plated
Corrosion resistance class	C1
Application environment	Indoors

C1



Wood

Standard Pro Pack

Item no	Length	Diameter	Packaging	Contents
774474	25 mm	10 mm	B01	2800 PCS
774478	32 mm	10 mm	B01	2000 PCS
774480	38 mm	10 mm	B01	2000 PCS
778472	19 mm	10 mm	PC	3500 PCS
778476	28 mm	10 mm	PC	2500 PCS

STAPLES PG50 = STAPLES DF50. BRIGHT ZINC PLATED

DESCRIPTION

Suitable for all standard tools for Staples PG 50.

NOTE! For min/max length, see each machine's product sheet.



Wood

Specification

Surface treatment	Zinc plated
Corrosion resistance class	C1
Application environment	Indoors

C1

Standard Pro Pack

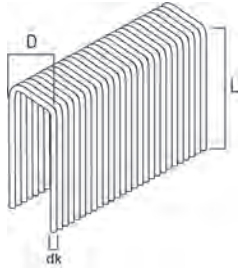
Item no	Length	Packaging	Contents
778450	6 mm	PC	9000 PCS
778452	8 mm	PC	7000 PCS



STAPLES PL16 = STAPLES S16. BRIGHT ZINC PLATED

DESCRIPTION

Suitable for all standard tools for Staples PL16.
NOTE! For min/max length, see each machine's product sheet.



Specification

Surface treatment	Zinc plated
Corrosion resistance class	C1
Application environment	Indoors



Wood



Standard Pro Pack

Item no	Length	Diameter	Packaging	Contents	CE
774415	38 mm	13 mm	B04	6600 PCS	✓
774418	50 mm	13 mm	B04	5000 PCS	✓



STAPLES PZ16. STAINLESS A4 ACID PROOF

DESCRIPTION

Suitable for all standard tools for Staples M2.
NOTE! For min/max length, see each machine's product sheet.

Specification

Main Materials	Stainless steel A4
Corrosion resistance class	C5
Application environment	Outdoors



Wood



Standard Pro Pack

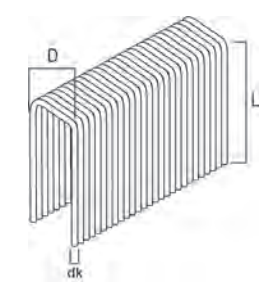
Item no	Length	Packaging	Contents	CE
778404	38 mm	PC	4000 PCS	✓
778406	50 mm	PC	3000 PCS	✓

STAPLES M2 = STAPLES PZ16. BRIGHT ZINC PLATED

DESCRIPTION

Suitable for all standard tools for Staples M2.

NOTE! For min/max length, see each machine's product sheet.



Specification	
Surface treatment	Zinc plated
Corrosion resistance class	C1
Application environment	Indoors



Standard Pro Pack

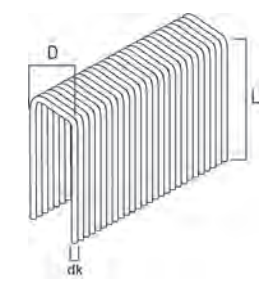
Item no	Length	Diameter	Packaging	Contents
777571	25 mm	10,8 mm	304	2000 PCS
777573	32 mm	10,8 mm	304	2000 PCS
777575	38 mm	10,8 mm	304	2000 PCS
777577	44 mm	10,8 mm	304	2000 PCS
777579	50 mm	10,8 mm	304	2000 PCS

WIDTH 24-27MM

STAPLES WP25 = STAPLES TW16. BRIGHT ZINC PLATED

DESCRIPTION

Suitable for all standard tools for Staples WP 25=TW16. NOTE! For min/max length, see each machine's product sheet.



Specification	
Surface treatment	Zinc plated
Corrosion resistance class	C1
Application environment	Indoors



Standard Pro Pack

Item no	Length	Diameter	Fixture thickness	Packaging	Contents
777569	25 mm	25 mm	8 mm	BU4	2000 PCS
777583	32 mm	25 mm	11 mm	BU4	2000 PCS
777585	38 mm	25 mm	13 mm	BU4	2000 PCS

SYMBOLS

INDOOR

C1

Electro zinc plated, fosfated corrosivity C1

C2

Hot dip galvanized corrosivity C2

OUTDOOR

C3

Hot dip galvanized corrosivity C3

C4

Anti-corrosion treated corrosivity C4

STAINLESS

A2

Stainless steel A2

A4

Stainless steel, acid proof A4



Indoors/Outdoors, Indoors, Outdoors



Paintable, Not paintable

MATERIALS



Wood



Drywall



Board



Lightweight concrete



Concrete



Hollow brick



Brick



Natural stone



Hollow core element



Steel



Stainless steel



Aluminium

METAL CONNECTOR NAIL

CONNECTOR NAILS 4,0X40 A4

AREA OF USE

ESSVE Metal connector nails are intended for use together with ESSVE Timber connectors where a hole diameter of 5.0 mm is required for nail diameter 4.0 mm. The length of the nail is adapted to the timber dimensions and the load requirements.

DESCRIPTION

Made of stainless steel A4 for highly exposed environments such as marine environments.



Wood

Specification

Main Materials	Stainless steel A4
Corrosion resistance class	C5
Application environment	Outdoors



Standard Pro Pack

Item no	Diameter	Length	Diameter of head	Packaging	Contents
451670	4 mm	40 mm	8 mm	PC	250 PCS

METAL CONNECTOR NAILS, BRIGHT ZINC PLATED

AREA OF USE

ESSVE Metal connector nails are intended for use together with ESSVE Timber connectors where a hole diameter of 5.0 mm is required for nail diameter 4.0 mm. The length of the nail is adapted to the timber dimensions and the load requirements.

DESCRIPTION

Made of steel, bright zinc-plated surface treatment.



Wood

Specification

Surface treatment	Zinc plated
Corrosion resistance class	C1
Application environment	Indoors



Standard Pro Pack

Item no	Diameter	Length	Diameter of head	Packaging	Contents	CE
777256	3,1 mm	40 mm	8 mm	203	385 PCS	
777253	4 mm	31 mm	8 mm	203	265 PCS	✓
851826	4 mm	35 mm	8 mm	203	250 PCS	✓
851812	4 mm	40 mm	8 mm	203	250 PCS	✓
851811	4 mm	50 mm	8 mm	203	250 PCS	✓
851813	4 mm	60 mm	8 mm	203	250 PCS	✓

Small Pack

Item no	Diameter	Length	Diameter of head	Packaging	Contents	CE
522120	4 mm	40 mm	8 mm	PC	25 PCS	✓



Wood

METAL CONNECTOR NAIL, HOT DIP GALVANIZED

AREA OF USE

ESSVE Metal connector nails are intended for use together with ESSVE Timber connectors where a hole diameter of 5.0 mm is required for nail diameter 4.0 mm. The length of the nail is adapted to the timber dimensions and the load requirements.

DESCRIPTION

Made of steel with hot dipped galvanised surface treatment.

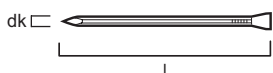
Specification	
Surface treatment	Hot Dip Galvanized
Corrosion resistance class	C3
Application environment	Outdoors



Standard Pro Pack

Item no	Diameter	Length	Diameter of head	Packaging	Contents	CE
777262	4 mm	40 mm	8 mm	203	200 PCS	✓
777263	4 mm	40 mm	8 mm	304	490 PCS	✓
777264	4 mm	50 mm	8 mm	203	170 PCS	✓
777265	4 mm	60 mm	8 mm	203	130 PCS	✓

BRADS



Wood

GROOVED BRADS, BRIGHT ZINC PLATED

AREA OF USE

ESSVE Brads are designed for hidden or discreet nailing indoors and outdoors.

DESCRIPTION

Made of steel with bright zinc plated surface treatment for indoor environments.

Specification	
Surface treatment	Zinc plated
Corrosion resistance class	C1
Application environment	Indoors



Standard Pro Pack

Item no	Diameter	Length	Diameter of head	Packaging	Contents
777096	1,4 mm	25 mm	2,24 mm	202	1500 PCS
777097	1,4 mm	30 mm	2,24 mm	202	1500 PCS
777098	1,7 mm	35 mm	2,72 mm	202	900 PCS
777099	1,7 mm	40 mm	2,72 mm	203	1000 PCS
777100	2 mm	50 mm	3,2 mm	203	900 PCS

Small Pack

Item no	Diameter	Length	Diameter of head	Packaging	Contents
522051	1,4 mm	25 mm	2,24 mm	PC	100 PCS
522052	1,4 mm	30 mm	2,24 mm	PC	100 PCS
523060	1,7 mm	40 mm	2,72 mm	PC	100 PCS

GROOVED BRADS, HOT DIP GALVANIZED

AREA OF USE

ESSVE Brads are designed for hidden or discreet nailing indoors and outdoors.

DESCRIPTION

Made of steel with hot dip galvanized surface treatment for outdoor environments or where there are demands on corrosion protection.



Wood

Specification

Surface treatment	Hot Dip Galvanized
Corrosion resistance class	C3
Application environment	Outdoors



Standard Pro Pack

Item no	Diameter	Length	Diameter of head	Packaging	Contents
777118	1,7 mm	35 mm	2,72 mm	203	1000 PCS
777119	1,7 mm	40 mm	2,72 mm	203	900 PCS
777120	2 mm	50 mm	3,2 mm	203	625 PCS
777121	2,3 mm	60 mm	3,68 mm	203	415 PCS
777122	2,8 mm	75 mm	4,48 mm	203	215 PCS
777123	3,4 mm	100 mm	5,44 mm	304	285 PCS

Small Pack

Item no	Diameter	Length	Diameter of head	Packaging	Contents
523062	2 mm	50 mm	3,2 mm	PC	75 PCS
522054	2,3 mm	60 mm	3,68 mm	PC	60 PCS
522056	2,8 mm	75 mm	4,48 mm	PC	40 PCS
522058	3,4 mm	100 mm	5,44 mm	PC	20 PCS


GROOVED BRADS, YELLOW ZINC PLATED

AREA OF USE

ESSVE Brads are designed for hidden or discreet nailing indoors and outdoors.

DESCRIPTION

Made of steel with yellow zinc plated surface treatment for indoor environments.



Wood

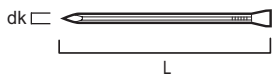
Specification

Surface treatment	Yellow zink plated
Corrosion resistance class	C1
Application environment	Indoors



Standard Pro Pack

Item no	Diameter	Length	Diameter of head	Color	Packaging	Contents
777139	1,7 mm	40 mm	2,72 mm	Yellow	202	1000 PCS
777140	2 mm	50 mm	3,2 mm	Brown	203	770 PCS



Wood

GROOVED BARBED BRADS, HOT DIP GALVANISED

AREA OF USE

ESSVE Brads are designed for hidden or discreet nailing of panelling, chipboard and hard fibre boards, indoors and outdoors. Barbed structure gives excellent fastening capacity.

DESCRIPTION

Made of steel with hot dip galvanized surface treatment for outdoor environments or where there are demands on corrosion protection.


Specification

Surface treatment	Hot Dip Galvanized
Corrosion resistance class	C3
Application environment	Outdoors



Standard Pro Pack

Item no	Diameter	Length	Diameter of head	Packaging	Contents
777112	2 mm	25 mm	3,2 mm	202	1000 PCS
777114	2 mm	35 mm	3,2 mm	203	1000 PCS
777116	2 mm	50 mm	3,2 mm	203	710 PCS



Wood

GROOVED BARBED BRADS, YELLOW ZINC PLATED

AREA OF USE

ESSVE Brads are designed for hidden or discreet nailing of panelling, chipboard and hard fibre boards, indoors and outdoors. Barbed structure gives excellent fastening capacity.

DESCRIPTION

Made of steel with yellow zinc plated surface treatment for indoor environments.

Specification

Surface treatment	Yellow zink plated
Corrosion resistance class	C1
Application environment	Indoors



Standard Pro Pack

Item no	Diameter	Length	Diameter of head	Color	Packaging	Contents
777136	2 mm	40 mm	3,2 mm	Yellow	203	1000 PCS

Small Pack

Item no	Diameter	Length	Diameter of head	Color	Packaging	Contents
523085	1,7 mm	40 mm	2,72 mm	Yellow	PC	100 PCS
523087	2 mm	50 mm	3,2 mm	Yellow	PC	90 PCS

WHITE FINISHED BRAD, HDG

AREA OF USE

ESSVE Painted brads are designed for hidden or discreet nailing in painted details and carpentry.

DESCRIPTION

Made of hot dip galvanized steel with brown or white painted finish.



Wood

Specification

Surface treatment	Coated
Corrosion resistance class	C3
Application environment	Outdoors



Standard Pro Pack

Item no	Diameter	Length	Diameter of head	Color	Packaging	Contents
777125	1,4 mm	30 mm	2,24 mm	White	202	1000 PCS
777126	1,7 mm	35 mm	2,72 mm	White	203	1000 PCS
777127	1,7 mm	40 mm	2,72 mm	White	203	1000 PCS
777128	2 mm	50 mm	3,2 mm	White	203	770 PCS

Small Pack

Item no	Diameter	Length	Diameter of head	Color	Packaging	Contents
523080	1,7 mm	40 mm	3,2 mm	Brown	PC	100 PCS
523082	2 mm	50 mm	3,2 mm	White	PC	90 PCS

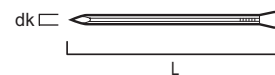
BROWN FINISHED BRAD, HDG

AREA OF USE

ESSVE Painted brads are designed for hidden or discreet nailing in painted details and carpentry.

DESCRIPTION

Made of hot dip galvanized steel with brown or white painted finish.



Wood

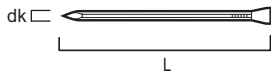
Specification

Surface treatment	Coated
Corrosion resistance class	C1
Application environment	Indoors



Small Pack

Item no	Diameter	Length	Diameter of head	Color	Packaging	Contents
523088	1,7 mm	40 mm	2,72 mm	Brown	PC	100 PCS



Wood

PLAIN BRAD, COPPER TREATED

AREA OF USE

ESSVE Plain brad is intended hidden or discreet nailing of panelling, decor edging etc. indoors and in dry environments, where there are low demands on corrosion protection.

Specification

Surface treatment	Copper plated
Corrosion resistance class	C1
Application environment	Indoors



Standard Pro Pack

Item no	Diameter	Length	Diameter of head	Color	Packaging	Contents
777130	1,4 mm	25 mm	2,24 mm	Copper	202	1000 PCS
777131	1,4 mm	30 mm	2,24 mm	Copper	202	1000 PCS

Small Pack

Item no	Diameter	Length	Diameter of head	Color	Packaging	Contents
522160	1,2 mm	20 mm	1,92 mm	Copper	PC	100 PCS
522162	1,4 mm	25 mm	2,24 mm	Copper	PC	100 PCS
522166	1,4 mm	35 mm	2,24 mm	Copper	PC	80 PCS



Wood

GROOVED BARBED BRADS, BRIGHT ZINC PLATED

AREA OF USE

ESSVE Brads are designed for hidden or discreet nailing of panelling, chipboard and hard fibre boards, indoors and outdoors. Barbed structure gives excellent fastening capacity.

DESCRIPTION

Made of steel with bright zinc plated surface treatment for indoor environments.

Specification

Surface treatment	Zinc plated
Corrosion resistance class	C1
Application environment	Indoors



Small Pack

Item no	Diameter	Length	Diameter of head	Packaging	Contents
522134	2 mm	35 mm	3,2 mm	PC	120 PCS
522135	2 mm	50 mm	3,2 mm	PC	80 PCS

ROOFING NAIL

CLOUT NAIL, HDG

AREA OF USE

ESSVE Clout nail is intended for roofing felt and asphalt board, etc outdoors where there are demands on corrosion protection. Longer dimensions are suitable for nailing e.g. boards and drywall.



Wood

Specification

Surface treatment	Hot Dip Galvanized
Corrosion resistance class	C3
Application environment	Outdoors



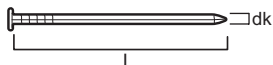
Standard Pro Pack

Item no	Diameter	Length	Diameter of head	Packaging	Contents	CE
777236	2,1 mm	20 mm	7,1 mm	203	1000 PCS	✓
777237	2,1 mm	20 mm	7,1 mm	304	2500 PCS	✓
777239	2,8 mm	20 mm	9,2 mm	203	725 PCS	✓
777240	2,5 mm	25 mm	8,2 mm	203	720 PCS	✓
777241	2,5 mm	25 mm	8,2 mm	304	1440 PCS	✓
777243	2,8 mm	25 mm	9,2 mm	203	625 PCS	✓
777244	2,5 mm	30 mm	8,2 mm	203	650 PCS	✓
777245	2,5 mm	35 mm	8,2 mm	203	550 PCS	✓
777246	2,5 mm	35 mm	8,2 mm	304	1200 PCS	✓
777248	2,5 mm	40 mm	8,2 mm	203	500 PCS	✓
777250	2,8 mm	30 mm	9,2 mm	203	490 PCS	✓
777252	2,8 mm	35 mm	9,2 mm	203	400 PCS	✓
777231	2,8 mm	45 mm	9,2 mm	304	750 PCS	✓
777249	2,5 mm	50 mm	8,2 mm	203	425 PCS	✓
777232	2,8 mm	55 mm	9,2 mm	304	650 PCS	✓
777233	2,8 mm	65 mm	9,2 mm	304	525 PCS	✓
777235	2,8 mm	75 mm	9,2 mm	304	450 PCS	✓

Small Pack

Item no	Diameter	Length	Diameter of head	Packaging	Contents	CE
522100	2,1 mm	20 mm	7,1 mm	PC	100 PCS	✓
522102	2,5 mm	25 mm	8,2 mm	PC	80 PCS	✓
522104	2,5 mm	35 mm	8,2 mm	PC	60 PCS	✓

GROOVED NAILS



Wood

GROOVED NAIL M-FUSION

DESCRIPTION

M-Fusion is a surface treatment with improved corrosion resistance (C4), compared to classic hot dip galvanising (C3). The surface treatment process takes place in a more environmentally friendly manner.

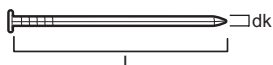
Specification

Surface treatment	M-Fusion
Corrosion resistance class	C4
Application environment	Outdoors



Standard Pro Pack

Item no	Diameter	Length	Diameter of head	Packaging	Contents	CE
772178	2,3 mm	60 mm	5,75 mm	304	995 PCS	✓
772176	2,3 mm	60 mm	5,75 mm	BU4	2500 PCS	✓
772180	2,5 mm	65 mm	6 mm	304	750 PCS	✓
772185	2,8 mm	75 mm	6,8 mm	304	540 PCS	✓
772184	2,8 mm	75 mm	6,8 mm	BU4	1300 PCS	✓
772189	3,4 mm	90 mm	7,8 mm	304	335 PCS	✓
772182	3,4 mm	95 mm	7,8 mm	304	300 PCS	✓
772190	3,4 mm	100 mm	7,8 mm	BU4	700 PCS	✓
772191	3,4 mm	100 mm	7,8 mm	304	300 PCS	✓
772195	4,3 mm	125 mm	9,5 mm	304	155 PCS	✓
772193	4,3 mm	125 mm	9,5 mm	BU4	375 PCS	✓



Wood

GROOVED NAIL, BRIGHT

AREA OF USE

ESSVE Grooved nail Bright is intended for most carpentry work in dry environments, where there are no demands on corrosion protection.

Specification

Surface treatment	Blank
Corrosion resistance class	C1
Application environment	Indoors



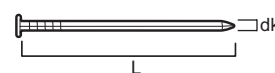
Standard Pro Pack

Item no	Diameter	Length	Diameter of head	Packaging	Contents	CE
777153	2 mm	50 mm	5 mm	203	740 PCS	✓
777154	2 mm	50 mm	5 mm	304	1720 PCS	✓
777156	2,3 mm	60 mm	5,75 mm	BU1	2400 PCS	✓
777157	2,3 mm	60 mm	5,75 mm	203	480 PCS	✓
777159	2,8 mm	75 mm	6,8 mm	304	600 PCS	✓
777160	2,8 mm	75 mm	6,8 mm	203	240 PCS	✓
777161	2,8 mm	75 mm	6,8 mm	BU2	1200 PCS	✓
777162	3,4 mm	100 mm	7,8 mm	BU2	630 PCS	✓
777163	3,4 mm	100 mm	7,8 mm	304	315 PCS	✓
777164	3,4 mm	100 mm	7,8 mm	203	125 PCS	✓
777166	4 mm	125 mm	8,8 mm	304	180 PCS	✓

GROOVED NAIL, BRIGHT ZINC PLATED

AREA OF USE

ESSVE Grooved nail BZP is intended for most carpentry work indoors and in dry environments, where there are low demands on corrosion protection.



Wood

Specification

Surface treatment	Zinc plated
Corrosion resistance class	C1
Application environment	Indoors

C1

Standard Pro Pack

Item no	Diameter	Length	Diameter of head	Packaging	Contents
777147	1,2 mm	20 mm		102	1000 PCS
777148	1,4 mm	25 mm		202	1000 PCS
777149	1,4 mm	30 mm		202	1000 PCS
777150	1,7 mm	35 mm	4,25 mm	203	1000 PCS
777152	1,7 mm	40 mm	4,25 mm	202	1000 PCS

Small Pack

Item no	Diameter	Length	Diameter of head	Packaging	Contents
522031	1,2 mm	20 mm		PC	100 PCS
522032	1,4 mm	25 mm		PC	100 PCS
522033	1,4 mm	30 mm		PC	100 PCS
522034	1,7 mm	40 mm	4,25 mm	PC	100 PCS



Wood

GROOVED NAIL, HOT DIP GALVANIZED

AREA OF USE

ESSVE Grooved nail BZP is intended for most carpentry work indoors and in dry environments, where there are low demands on corrosion protection.

Specification

Surface treatment	Hot Dip Galvanized
Corrosion resistance class	C3
Application environment	Outdoors




Standard Pro Pack

Item no	Diameter	Length	Diameter of head	Packaging	Contents	CE
777172	1,7 mm	40 mm	4,25 mm	204	1000 PCS	✓
777173	2 mm	50 mm	5 mm	S01	3270 PCS	✓
777174	2 mm	50 mm	5 mm	203	620 PCS	✓
777179	2 mm	50 mm	5 mm	304	1380 PCS	✓
777177	2,3 mm	60 mm	5,75 mm	203	410 PCS	✓
777186	2,8 mm	75 mm	6,8 mm	203	215 PCS	✓
777188	3,4 mm	90 mm	7,8 mm	BU2	670 PCS	✓
777192	3,4 mm	100 mm	7,8 mm	203	120 PCS	✓
777194	4 mm	125 mm	8,8 mm	206	170 PCS	✓
777199	5,1 mm	150 mm	11,2 mm	304	140 PCS	✓
777198	5,5 mm	175 mm	12,1 mm	206	65 PCS	✓
522043	5,1 mm	150 mm	11,2 mm	PC	10 PCS	✓

Small Pack

Item no	Diameter	Length	Diameter of head	Packaging	Contents	CE
522035	2 mm	50 mm	5 mm	PC	75 PCS	✓
522036	2,3 mm	60 mm	5,75 mm	PC	60 PCS	✓
522037	2,8 mm	75 mm	6,8 mm	PC	40 PCS	✓
522030	3,4 mm	100 mm	7,8 mm	PC	20 PCS	✓
522039	4 mm	125 mm	8,8 mm	PC	10 PCS	✓



Wood

GROOVED NAIL, STAINLESS, A4

AREA OF USE

ESSVE Grooved nail of stainless steel is intended for most carpentry work outdoors in highly exposed environments such as marine environments.

Specification

Main Materials	Stainless steel A4
Corrosion resistance class	C5
Application environment	Outdoors



Standard Pro Pack

Item no	Diameter	Length	Diameter of head	Packaging	Contents	CE
777215	2,8 mm	75 mm	7,8 mm	203	250 PCS	✓
777216	3,4 mm	100 mm	7,8 mm	203	140 PCS	✓

GROOVED NAIL LKH, HDG+WHITE FINISH

AREA OF USE

ESSVE Grooved nail in white finish intended for most painted carpentry work, where there are no demands on a non-corroding nail.



Wood

Specification

Surface treatment	Hot Dip Galvanized
Corrosion resistance class	C3
Application environment	Outdoors



Standard Pro Pack

Item no	Diameter	Length	Diameter of head	Color	Packaging	Contents
777211	1,7 mm	40 mm	4,25 mm	White	203	1000 PCS
777212	2 mm	50 mm	5 mm	White	203	645 PCS

Small Pack

Item no	Diameter	Length	Diameter of head	Color	Packaging	Contents
522116	1,7 mm	40 mm	4,25 mm	White	PC	50 PCS
522118	2 mm	50 mm	5 mm	White	PC	50 PCS

BARBED NAILS, ROUND, BRIGHT ZINC PLATED

AREA OF USE

ESSVE Barbed nail is intended nailing boards and drywall panels indoors and in dry environments, where there are low demands on corrosion protection. Barbed structure gives excellent fastening capacity.



Wood

Specification

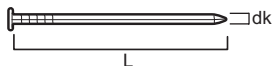
Surface treatment	Zinc plated
Corrosion resistance class	C1
Application environment	Indoors



Standard Pro Pack

Item no	Diameter	Length	Diameter of head	Packaging	Contents	CE
777218	2,3 mm	35 mm	5,75 mm	203	800 PCS	✓
777219	2,3 mm	55 mm	5,75 mm	304	1310 PCS	✓

SQUARE NAIL



Wood

SQUARE NAIL, M-FUSION

DESCRIPTION

M-Fusion is a surface treatment with improved corrosion resistance (C4), compared to classic hot dip galvanising (C3). The surface treatment process takes place in a more environmentally friendly manner.

Specification

Surface treatment	M-Fusion
Corrosion resistance class	C4
Application environment	Outdoors

C4

Standard Pro Pack

Item no	Diameter	Length	Diameter of head	Packaging	Contents	CE
772362	2,5 mm	65 mm	6,3 mm	304	785 PCS	✓
772364	2,8 mm	65 mm	7 mm	304	630 PCS	✓
772366	2,8 mm	75 mm	7 mm	304	550 PCS	✓
772368	2,8 mm	90 mm	7 mm	304	460 PCS	✓
772370	3,4 mm	95 mm	8,5 mm	304	290 PCS	✓
772372	3,8 mm	125 mm	9,5 mm	304	170 PCS	✓
772373	4,2 mm	125 mm	10,5 mm	304	155 PCS	✓



Wood

SQUARE NAIL, HDG

AREA OF USE

ESSVE Square nail intended for most carpentry work both on load carrying and non-load carrying structures. Hot dip galvanized.

Specification

Surface treatment	Hot Dip Galvanized
Corrosion resistance class	C3
Application environment	Outdoors

C3

Standard Pro Pack

Item no	Diameter	Length	Diameter of head	Packaging	Contents	CE
777346	1,7 mm	30 mm	4,3 mm	203	1370 PCS	✓
777357	2 mm	40 mm	5 mm	203	770 PCS	✓
776359	2 mm	50 mm	5 mm	304	1380 PCS	✓
777360	2,2 mm	55 mm	5,5 mm	304	1170 PCS	✓
777361	2,2 mm	55 mm	5,5 mm	203	460 PCS	✓
777363	2,5 mm	65 mm	6,3 mm	203	320 PCS	✓
777371	3,4 mm	95 mm	8,5 mm	203	110 PCS	✓
777374	4,8 mm	150 mm	10,5 mm	304	100 PCS	✓
777375	5,5 mm	175 mm	13,8 mm	206	70 PCS	✓

SQUARE NAIL, BRIGHT

AREA OF USE

ESSVE Square nail Bright is intended for most carpentry work in dry environments, where there are no demands on corrosion protection.



Wood

Specification

Surface treatment	Blank
Corrosion resistance class	C1
Application environment	Indoors

C1

Standard Pro Pack


Item no	Diameter	Length	Diameter of head	Packaging	Contents	CE
777377	2 mm	50 mm	5 mm	304	1790 PCS	✓
777384	2,2 mm	55 mm	5,5 mm	304	1330 PCS	✓
777386	2,5 mm	65 mm	6,3 mm	304	900 PCS	✓
777389	2,8 mm	75 mm	7 mm	304	600 PCS	✓
777391	3,4 mm	95 mm	8,5 mm	304	320 PCS	✓
777393	3,8 mm	125 mm	9,5 mm	304	180 PCS	✓

RING SHANK NAIL

RINGSHANK NAILS LENS HEADED 4,0X125MM STAINLESS STEEL A4

AREA OF USE

ESSVE Ring shank nail is intended for nailing in brickbond against wood as anchoring of facade brick. For applications with high demands on fastening capacity (pull-out strength).



Brick

DESCRIPTION

The nail is made of stainless steel A4 for highly exposed environments such as marine environments.

Specification

Main Materials	Stainless steel A4
Corrosion resistance class	C5
Application environment	Outdoors

A4

Standard Pro Pack

Item no	Diameter	Length	Packaging	Contents
777322	4 mm	125 mm	204	100 PCS



Wood

RING SHANK NAIL LKH, RSF A4

AREA OF USE

ESSVE Ring shaft nail is intended for applications with high demands on fastening capacity (pull-out strength).

DESCRIPTION

The nail is made of steel with either a bright zinc-plated surface finish or of stainless acid proof, RSF A4 for highly exposed environments such as marine environments.

Specification

Main Materials	Stainless steel A4
Corrosion resistance class	C5
Application environment	Outdoors

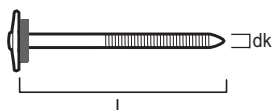


Standard Pro Pack

Item no	Diameter	Length	Packaging	Contents	CE
777273	2,3 mm	35 mm	203	770 PCS	✓
777275	2,3 mm	50 mm	203	555 PCS	✓
777276	2,5 mm	60 mm	203	250 PCS	✓
777277	3,1 mm	75 mm	203	210 PCS	✓

Small Pack

Item no	Diameter	Length	Packaging	Contents	CE
523040	1,9 mm	25 mm	PC	50 PCS	✓
522042	1,9 mm	30 mm	PC	40 PCS	✓
522046	2,3 mm	45 mm	PC	30 PCS	✓



Wood

BELL HEAD, HDG

AREA OF USE

ESSVE Bell headed nail is intended for roof covering material and sheet metal. For applications with high demands on fastening capacity (pull-out strength).

DESCRIPTION

The nail is made of steel with hot dip galvanized surface finish or with a painted black finish with sealing washer.

Specification

Surface treatment	Hot Dip Galvanized
Corrosion resistance class	C3
Application environment	Outdoors



Standard Pro Pack

Item no	Diameter	Length	Packaging	Contents
777312	3,7 mm	60 mm	304	100 PCS
777314	3,7 mm	75 mm	304	100 PCS

BELL HEADED, BLACK FINISH

AREA OF USE

ESSVE Bell headed nail is intended for roof covering material and sheet metal. For applications with high demands on fastening capacity (pull-out strength).

DESCRIPTION

The nail is made of steel with hot dip galvanized surface finish or with a painted black finish with sealing washer.



Wood

Specification

Surface treatment	Hot Dip Galvanized
Corrosion resistance class	C3
Application environment	Outdoors



Standard Pro Pack

Item no	Diameter	Length	Color	Packaging	Contents
777311	3,7 mm	60 mm	Black	304	100 PCS
777313	3,7 mm	75 mm	Black	304	100 PCS
777315	3,7 mm	100 mm	Black	304	100 PCS

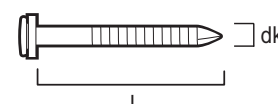
METALWORK NAIL WITH SEAL, SMALL PACKAGE

AREA OF USE

ESSVE Metalwork nail with seal intended for sheet-metal work, window flashing, etc. outdoors. For applications with high demands on fastening capacity (pull-out strength).

DESCRIPTION

The nail is available in different designs. Light metal, copper, in steel with hot dip galvanized surface treatment painted in white or black.



Wood

Specification

Surface treatment	Hot Dip Galvanized
Corrosion resistance class	C3
Application environment	Outdoors



Standard Pro Pack

Item no	Diameter	Length	Color	Packaging	Contents
777331	2,5 mm	30 mm	Black	202	200 PCS
777332	2,5 mm	30 mm	White	202	200 PCS

Small Pack

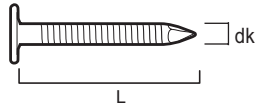
Item no	Diameter	Length	Color	Packaging	Contents
522144	2,5 mm	25 mm	Black	PC	35 PCS
522145	2,5 mm	30 mm	White	PC	40 PCS
522147	2,5 mm	30 mm	Black	PC	40 PCS



RING SHANK NAIL

AREA OF USE

ESSVE Ring shank nail is intended for nailing sheet-metal to timber substrate outdoors where there are demands on corrosion protection. For applications with high demands on fastening capacity (pull-out strength).



DESCRIPTION

Hot dip galvanized, black or white painted surface treatment.



Wood

Specification

Surface treatment	Hot Dip Galvanized
Corrosion resistance class	C3
Application environment	Outdoors



Standard Pro Pack

Item no	Diameter	Length	Color	Packaging	Contents
777289	3,5 mm	30 mm	Black	202	250 PCS

Small Pack

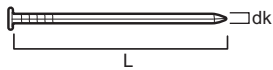
Item no	Diameter	Length	Color	Packaging	Contents
522152	3,5 mm	30 mm	Black	PC	40 PCS



GROOVED NAIL LKH, HDG+WHITE FINISH

AREA OF USE

ESSVE Grooved nail in white finish intended for most painted carpentry work, where there are no demands on a non-corroding nail.



Wood

Specification

Surface treatment	Hot Dip Galvanized
Corrosion resistance class	C3
Application environment	Outdoors



Standard Pro Pack

Item no	Diameter	Length	Diameter of head	Color	Packaging	Contents
777211	1,7 mm	40 mm	4,25 mm	White	203	1000 PCS
777212	2 mm	50 mm	5 mm	White	203	645 PCS

Small Pack

Item no	Diameter	Length	Diameter of head	Color	Packaging	Contents
522116	1,7 mm	40 mm	4,25 mm	White	PC	50 PCS
522118	2 mm	50 mm	5 mm	White	PC	50 PCS

VARIOUS NAILS

STAPLE 5,0X50MM ZINC

Specification

Surface treatment	Hot Dip Galvanized
Corrosion resistance class	C3
Application environment	Outdoors



Small Pack

Item no	Diameter	Length	Packaging	Contents
523338	5 mm	50 mm	PC	5 PCS

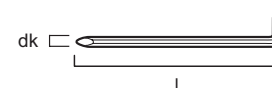
HOOK CLAMP 2,8X75 HDG

AREA OF USE

ESSVE Hoop clamp is intended for the installation of fencing, wire, netting, etc, outdoors where there are demands on corrosion protection.

Specification

Surface treatment	Hot Dip Galvanized
Corrosion resistance class	C3
Application environment	Outdoors



Standard Pro Pack

Item no	Diameter	Length	Packaging	Contents
777305	2,5 mm	35 mm	203	500 PCS
777352	2,5 mm	50 mm	203	500 PCS
777353	2,5 mm	60 mm	203	500 PCS
777343	2,8 mm	75 mm	203	195 PCS


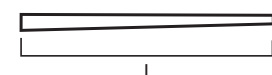
SHIRTINGBOARD NAIL 60MM YELLOW EZP

AREA OF USE

ESSVE Moulding nail is intended for painted linings, baseboards etc against lightweight concrete and porous stone material, indoors and in dry environments.

Specification

Surface treatment	Yellow zink plated
Corrosion resistance class	C1
Application environment	Indoors



Standard Pro Pack

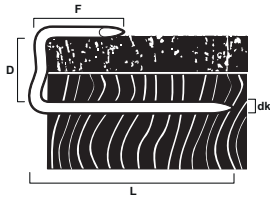
Item no	Length	Color	Packaging	Contents
777319	60 mm	Yellow	203	260 PCS



ROOF TILE HOOK 3,0X60X28 STAINLESS A2

AREA OF USE

For fixing roof tiles.



Specification

Main Materials	Stainless steel A2
Corrosion resistance class	C4 A2
Application environment	Outdoors

A2

Standard Pro Pack

Item no	Diameter	Length	Packaging	Contents
777399	3 mm	60 mm	203	100 PCS



CORRUGATED FASTENER 9X24MM

DESCRIPTION

5-wave nail plate.



Wood

Specification

Surface treatment	Zinc plated
Corrosion resistance class	C1
Application environment	Indoors

C1


Small Pack

Item no	Length	Packaging	Contents
523350	24 mm	PC	15 PCS

DOUBLE HEADED NAIL, GROOVED, BRIGHT

AREA OF USE

ESSVE Double headed nail is intended for temporary structures such as formwork and scaffold work, with demands on easy dismantling.



Wood

Specification

Surface treatment	Blank
Corrosion resistance class	C1
Application environment	Indoors

C1


Standard Pro Pack

Item no	Diameter	Length	Diameter of head	Packaging	Contents
777222	3,4 mm	60 mm	6,8 mm	BU2	890 PCS
777229	3,4 mm	60 mm	6,8 mm	304	445 PCS
777223	3,4 mm	75 mm	6,8 mm	BU2	730 PCS
777230	3,4 mm	75 mm	6,8 mm	304	365 PCS
777224	3,4 mm	90 mm	6,8 mm	BU2	650 PCS
777225	3,4 mm	90 mm	6,8 mm	304	325 PCS

DOUBLE HEADED NAIL, PLAIN, BRIGHT

AREA OF USE

ESSVE Double headed nail is intended for temporary structures such as formwork and scaffold work, with demands on easy dismantling.



Wood

Specification

Surface treatment	Blank
Corrosion resistance class	C1
Application environment	Indoors

C1

Standard Pro Pack

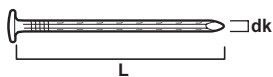
Item no	Diameter	Length	Packaging	Contents
777496	3,4 mm	65 mm	304	430 PCS
777497	3,4 mm	75 mm	304	375 PCS
777498	3,4 mm	90 mm	304	330 PCS



BRASS NAIL ROUND, PAN HEAD

AREA OF USE

ESSVE Brass nail KH is intended for most joinery work, nailing edging and hobby work.



Wood

Specification

Corrosion resistance class	C1
Application environment	Indoors



Standard Pro Pack

Item no	Diameter	Length	Packaging	Contents
777325	1,7 mm	30 mm	202	1000 PCS

Small Pack


Item no	Diameter	Length	Packaging	Contents
522300	1,2 mm	12 mm	PC	180 PCS
522302	1,2 mm	15 mm	PC	150 PCS
522304	1,4 mm	20 mm	PC	100 PCS
522305	1,4 mm	25 mm	PC	80 PCS
522306	1,7 mm	30 mm	PC	50 PCS
522308	2 mm	35 mm	PC	40 PCS



MASONRY NAIL, BZP

AREA OF USE

ESSVE Masonry nail is intended for hard materials such as concrete, brick and hardened steel, in dry environments.



Brick

Specification

Surface treatment	Zinc plated
Corrosion resistance class	C1
Application environment	Indoors



Standard Pro Pack

Item no	Diameter	Length	Packaging	Contents
777296	3 mm	30 mm	102	100 PCS
777298	3 mm	40 mm	202	100 PCS
777306	3 mm	50 mm	203	100 PCS
777307	3 mm	60 mm	203	100 PCS
777308	3 mm	70 mm	203	100 PCS
777309	3 mm	80 mm	203	100 PCS

Small Pack

Item no	Diameter	Length	Packaging	Contents
522270	3 mm	30 mm	PC	15 PCS
522272	3 mm	40 mm	PC	15 PCS
522274	3 mm	50 mm	PC	15 PCS

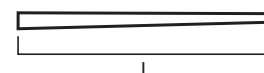
MOULDING NAIL WHITE FINISH

AREA OF USE

ESSVE Moulding nail is intended for painted linings, baseboards etc against lightweight concrete and porous stone material, indoors and in dry environments.



Specification	
Surface treatment	Zinc plated
Corrosion resistance class	C1
Application environment	Indoors



Lightweight concrete

C1

Standard Pro Pack

Item no	Length	Color	Packaging	Contents
777318	50 mm	White	203	420 PCS

Small Pack

Item no	Length	Color	Packaging	Contents
522244	50 mm	White	PC	25 PCS
522246	50 mm	White	PC	25 PCS

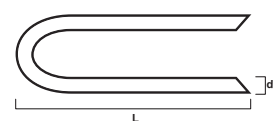
STAPLE

AREA OF USE

ESSVE Staple HDG is intended for the installation of fencing, wire, netting, etc, outdoors where there are demands on corrosion protection.



Specification	
Surface treatment	Hot Dip Galvanized
Corrosion resistance class	C3
Application environment	Outdoors



Wood

C3

Standard Pro Pack

Item no	Diameter	Length	Packaging	Contents
777334	1,75 mm	19 mm	203	1350 PCS
777335	2,5 mm	25 mm	203	470 PCS
777336	2,75 mm	30 mm	203	360 PCS
777338	3 mm	35 mm	203	260 PCS
777339	3,25 mm	40 mm	203	180 PCS
777340	3,75 mm	50 mm	203	120 PCS

Small Pack

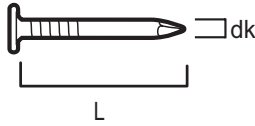
Item no	Diameter	Length	Packaging	Contents
522330	1,75 mm	19 mm	PC	60 PCS
522332	2,5 mm	25 mm	PC	30 PCS
522334	2,75 mm	30 mm	PC	20 PCS
522336	3,25 mm	40 mm	PC	15 PCS



TELEPHONE NAIL, WHITE

AREA OF USE

ESSVE Telephone nail is intended for routing low voltage cables, indoors in dry environments.



Specification

Surface treatment	Zinc plated
Corrosion resistance class	C1
Application environment	Indoors



Wood



Small Pack

Item no	Diameter	Length	Color	Packaging	Contents
522174	1,4 mm	12 mm	White	PC	100 PCS
522176	1,4 mm	20 mm	White	PC	100 PCS



SPECIAL TACK IRON

AREA OF USE

ESSVE Special tacks are intended for furniture upholstery and hobby carpentry.

DESCRIPTION

Special tacks are available in two different materials, iron or copper.



Wood

Specification

Surface treatment	Blank
Corrosion resistance class	C1
Application environment	Indoors



Small Pack

Item no	Length	Packaging	Contents
522182	12 mm	PC	150 PCS
522184	16 mm	PC	100 PCS
522186	19 mm	PC	80 PCS

SPECIAL TACK COPPER

AREA OF USE

ESSVE Special tacks are intended for furniture upholstery and hobby carpentry.

DESCRIPTION

Special tacks are available in two different materials, iron or copper.



Wood

Specification

Corrosion resistance class	C3
Application environment	Outdoors



Standard Pro Pack

Item no	Length	Packaging	Contents
522196	19 mm	PC	60 PCS

Small Pack

Item no	Length	Packaging	Contents
522192	12 mm	PC	120 PCS

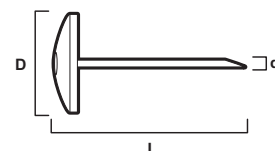
FURNITURE NAIL

AREA OF USE

ESSVE Furniture nail is intended for furniture joinery and decoration nailing.

DESCRIPTION

The nail is available in different variants and surface finishes.



Specification

Surface treatment	NICKEL PLATED
Corrosion resistance class	C1
Application environment	Indoors



Wood

Small Pack

Item no	Diameter	Length	Color	Packaging	Contents
522202	1,3 mm	11 mm	Bright Brass	PC	40 PCS
522212	1,4 mm	13 mm	Bright Brass	PC	35 PCS
522222	1,3 mm	13 mm	Oxide	PC	35 PCS
522220	1,3 mm	13 mm	Oxide	PC	25 PCS

OIL FREE



COMPRESSOR C 5/10 ESSVE OILFREE 4,5 LITER

AREA OF USE

The C 5/10 ESSVE compressor is suitable for brad- and small staple guns.

DESCRIPTION

Small and versatile oil-free brad compressor.



Standard Pro Pack

Item no	Length	Width	Height	Packaging	Contents
713942	370 mm	370 mm	340 mm	PCE	1 PCS



COMPRESSOR AIR MATE PRO DUO TWIN LARGE EXTR 25LT 2HP 1400

AREA OF USE

The Air Mate Pro 25LT 2HP 1400 compressor is suitable for medium size work, when continuous parallel usage of two large coil- or frame nailers is needed.

DESCRIPTION

This is a silent compressor for professional use. It is oil-free which guarantees a long service interval. The air capacity is high, and the compressor is equipped with double air outlets. The wheel-barrow model ensures easy movement throughout the work site.



Standard Pro Pack

Item no	Length	Width	Height	Packaging	Contents
713915	600 mm	550 mm	820 mm	PCE	1 PCS

COMPRESSOR AIR MATE PRO DUO TWIN MEDIUM EXTR 3T 2HP 1400

AREA OF USE

The Air Mate Pro 3T 2HP 1400 compressor is suitable for parallel usage of two brad- or staple guns, or one large coil- or framing nailer with a high work rate. The high capacity and low weight makes it especially suitable in combination with a roofing-felt gun. For parallel nailing with large tools a compressor with a greater tank volume is recommended, for example, T25/260.

DESCRIPTION

The compressor is oil-free which guarantees a long service interval. The air capacity is high, and the compressor is equipped with double air outlets.



Standard Pro Pack

Item no	Length	Width	Height	Packaging	Contents
713911	590 mm	340 mm	380 mm	PCE	1 PCS

COMPRESSOR AIR MATE PRO DUO TWIN X-LARGE EXTR TANDEM 22L

AREA OF USE

The Air Mate Pro Tandem 22L compressor is suitable for medium size work, when continuous parallel usage of two large coil- or frame nailers is needed.

DESCRIPTION

This is a silent compressor for professional use. It is oil-free which guarantees a long service interval. The air capacity is high, and the compressor is equipped with double air outlets. The cart model ensures easy movement throughout the work site.



Standard Pro Pack

Item no	Length	Width	Height	Packaging	Contents
713925	780 mm	720 mm	560 mm	PCE	1 PCS

COMPRESSOR ECU 6/150 OILFREE

AREA OF USE

The ECU 6/150 compressor is suitable for a brad- or staple nailer, but can also handle medium-sized nailers at a slow working speed.

DESCRIPTION

ECU 6/150 is a small and very flexible oil-free portable compressor. Pressure gauge for tank pressure and the desired regulated output pressure.



Standard Pro Pack

Item no	Length	Width	Height	Packaging	Contents
713982	430 mm	210 mm	430 mm	PCE	1 PCS



COMPRESSOR SILENT 6/110

AREA OF USE

The Silent 6/110 compressor is suitable for brad- or staple nailers.

DESCRIPTION

This is a very silent compressor with a noise level of only 59 Db (LpA). Oil-free portable compressor with robust protective frame. Pressure gauge for tank pressure and the desired regulated output pressure.



Standard Pro Pack

Item no	Length	Width	Height	Packaging	Contents
713906	400 mm	330 mm	330 mm	PCE	1 PCS

OIL LUBRICATED



COMPRESSOR OIL 10/200

AREA OF USE

The Oil 10/200 compressor is suitable for brad-, stapler- and medium sized nail guns such as roofing nailers, but can also handle straight collated framing nailers at a slow working speed.

DESCRIPTION

Durable oil lubricated compressor with proper wheels and pull handle. Oil change is recommended a couple of times a year for good performance and durability. Pressure gauge for tank pressure and the desired regulated output pressure.



Standard Pro Pack

Item no	Length	Width	Height	Packaging	Contents
713912	450 mm	400 mm	660 mm	PCE	1 PCS

Accessories

Item no	Description	Contents
901343	COMPRESSOR OIL MINERAL 1 L	1 L

COMPRESSOR OIL 20/300

AREA OF USE

The Oil 20/300 compressor is suitable for most types of nailers.

DESCRIPTION

Durable oil lubricated compressor with proper wheels and pull handle. Oil change is recommended a couple of times a year for good performance and durability. Pressure gauge for tank pressure and the desired regulated output pressure.



OIL

Standard Pro Pack

Item no	Length	Width	Height	Packaging	Contents
713916	520 mm	430 mm	790 mm	PCE	1 PCS

Accessories

Item no	Description	Contents
901343	COMPRESSOR OIL MINERAL 1 L	1 L

NAIL GUNS



NAIL GUN ESSVE EDGEFAST

AREA OF USE

ESSVE EDGEFAST is a very fast system for mounting decking board. The fastener installation is on the side of the boards, which makes the fasteners hidden with no visible head, or splinters in the deck. All together this gives the deck a luxurious impression – quick and easy. This is a system for professionals where time efficiency and an aesthetic impression are top priority. It's recommended for soft to medium hard decking boards, with a maximum thickness of 28 mm.

DESCRIPTION

The EDGEFAST system consists of a unique type of nailer that allows you to attach two fasteners at the sides of the decking board in one motion. This results in considerable time savings. According to our own tests, EDGEFAST is 4-5 times faster than traditional top screwing. The spacer plates ensures a perfect distance between the boards.

Standard Pro Pack

Item no	Packaging	Contents
713065	PCE	1 PCS

Accessories

Item no	Description	Contents
776752	Essve Edgefast Fastener Dacromet	300 PCS
776754	Essve Edgefast Fastener Stainless Steel A2	300 PCS



PNEUMATIC FRAMING NAILER 17° 90MM

AREA OF USE

Joining of timber structures, for example, frameworks. Fastening of tongue and groove, battens, façade cladding and nailing of linings and panels.

DESCRIPTION

Powerful professional nail gun for nails up to 90 mm. Equipped with a number of smart features, e.g. adjustable exhaust, swivel coupling and easy adjustment for bump nailing.



Standard Pro Pack

Item no	Packaging	Contents
713148	PCE	1 PCS

Accessories

Item no	Description	Contents
777491	STRIPNAIL 17° BARBED 2,8X60MM BRIGHT	1800 PCS
777493	STRIPNAIL 17° BARBED 2,8X75MM BRIGHT	1300 PCS
777495	STRIPNAIL 17° BARBED 3,1X90MM BRIGHT	1200 PCS
772481	STRIPNAIL 17° BARBED 2,8X50MM M-FUSION	2200 PCS
772483	STRIPNAIL 17° BARBED 2,8X60MM M-FUSION	1800 PCS
772485	STRIPNAIL 17° BARBED 2,8X75MM M-FUSION	1300 PCS
772487	STRIPNAIL 17° BARBED 3,1X90MM M-FUSION	1200 PCS
777940	STRIPNAIL 17° SMOOTH 2,8X50MM HDG	2200 PCS
777942	STRIPNAIL 17° SMOOTH 2,8X60MM HDG	1800 PCS
777944	STRIPNAIL 17° SMOOTH 2,8X75MM HDG	1300 PCS
777946	STRIPNAIL 17° SMOOTH 3,1X90MM HDG	1200 PCS

PNEUMATIC FRAMING NAILER 21° 90MM

AREA OF USE

Joining of timber structures, for example, frameworks. Fastening of tongue and groove, battens, façade cladding and nailing of linings and panels.

DESCRIPTION

Powerful professional nail gun for nails up to 90 mm. Equipped with a number of smart features, e.g. adjustable exhaust, swivel coupling and easy adjustment for bump nailing.



Standard Pro Pack

Item no	Packaging	Contents
713142	PCE	1 PCS

Accessories

Item no	Description	Contents
777471	STRIPNAIL 21° BARBED 2,8x60MM M-FUSION	1800 PCS
777473	STRIPNAIL 21° BARBED 2,8x75MM M-FUSION	1300 PCS
777475	STRIPNAIL 21° BARBED 3,1x90 MM M-FUSION	1200 PCS
772461	STRIPNAIL 21° BARBED 2,8X60MM BRIGHT	2200 PCS
772463	STRIPNAIL 21° BARBED 2,8X75MM BRIGHT	1800 PCS
772465	STRIPNAIL 21° BARBED 3,1X90MM BRIGHT	1300 PCS
772467	STRIPNAIL 21° BARBED 3,1x90 MM M-FUSION	1200 PCS
777922	STRIPNAIL 21° SMOOTH 2,8X60MM HDG	1800 PCS
777924	STRIPNAIL 21° SMOOTH 2,8X75MM HDG	1300 PCS
777926	STRIPNAIL 21° SMOOTH 3,1X90MM HDG	1200 PCS



CORDLESS FRAMING NAILER 34° 90MM G4

AREA OF USE

For joining timber constructions, e.g. frameworks. Fastening of tongue and groove, battens, façade cladding and nailing of linings and panels.

DESCRIPTION

Well balanced and gas-powered nail gun for professional use. Ergonomic, provided with rubber grip. Tool-free depth adjustment.



Standard Pro Pack

Item no	Packaging	Contents
10000198	PCE	1 PCS

Accessories

Item no	Description	Contents
778714	STRIPNAIL 34° RING SHANK FULL HEAD 3,1X80MM A4	810 PCS
777902	STRIPNAIL 34° SMOOTH 2,8X60MM HDG	1800 PCS
777413	STRIPNAIL 34° BARBED 2,8X75MM BRIGHT	1300 PCS
777411	STRIPNAIL 34° BARBED 2,8X60MM BRIGHT	1800 PCS
777401	STRIPNAIL 34° BARBED 2,8X50MM HDG	2200 PCS
777906	STRIPNAIL 34° SMOOTH 3,1X90MM HDG	1200 PCS
777912	STRIPNAIL 34° SMOOTH 2,8X75MM BRIGHT	1300 PCS
777914	STRIPNAIL 34° SMOOTH 3,1X90MM BRIGHT	1200 PCS
777910	STRIPNAIL 34° SMOOTH 2,8X60MM BRIGHT	1800 PCS
777904	STRIPNAIL 34° SMOOTH 2,8X75MM HDG	1300 PCS
777415	STRIPNAIL 34° BARBED 3,1X90MM BRIGHT	1200 PCS
777900	STRIPNAIL 34° SMOOTH 2,8X50MM HDG	2200 PCS
778731	STRIPNAIL 34° DECRA BLACK FULL HEAD 2,5X50MM HDG	1200 PCS



PNEUMATIC FRAMING NAILER 34° 90 MM

AREA OF USE

Joining of timber structures, for example, frameworks. Fastening of tongue and groove, battens, façade cladding and nailing of linings and panels.

DESCRIPTION

Powerful professional nail gun for nails up to 90 mm. Equipped with a number of smart features, e.g. adjustable exhaust, swivel coupling and easy adjustment for bump nailing.



Standard Pro Pack

Item no	Packaging	Contents
713147	PCE	1 PCS

Accessories

Item no	Description	Contents
777411	STRIPNAIL 34° BARBED 2,8X60MM BRIGHT	1800 PCS
777413	STRIPNAIL 34° BARBED 2,8X75MM BRIGHT	1300 PCS
777415	STRIPNAIL 34° BARBED 3,1X90MM BRIGHT	1200 PCS
777401	STRIPNAIL 34° BARBED 2,8X50MM HDG	2200 PCS
772403	STRIPNAIL 34° BARBED 2,8x60MM M-FUS	2800 PCS
772405	STRIPNAIL 34° BARBED 2,8x75MM M-FUS	1400 PCS
772407	STRIPNAIL 34° BARBED 3,1x90MM M-FUS	1240 PCS
777900	STRIPNAIL 34° SMOOTH 2,8X50MM HDG	2200 PCS
777902	STRIPNAIL 34° SMOOTH 2,8X60MM HDG	1800 PCS
777904	STRIPNAIL 34° SMOOTH 2,8X75MM HDG	1300 PCS
777906	STRIPNAIL 34° SMOOTH 3,1X90MM HDG	1200 PCS
772703	STRIPNAIL 34° RING SHANK 2,8X60MM M-FUS	2800 PCS
772705	STRIPNAIL 34° RING SHANK 2,8X75MM M-FUS	1400 PCS
772707	STRIPNAIL 34° RING SHANK 3,1X90MM M-FUS	1240 PCS
778712	STRIPNAIL 34° RING SHANK FULL HEAD 3,1X63MM A4	1200 PCS
778714	STRIPNAIL 34° RING SHANK FULL HEAD 3,1X80MM A4	810 PCS
778731	STRIPNAIL 34° DECRA BLACK FULL HEAD 2,5X50MM HDG	1200 PCS

PNEUMATIC METAL CONNECTOR NAILER 34° 50 MM

AREA OF USE

Installation of fittings, nail plates and construction brackets, etc, with collated metal connector nails.

DESCRIPTION

Quick and safe. Minimal risk of ricochets. Perfect for fittings and nail plate mounting.



Standard Pro Pack

Item no	Packaging	Contents
713055	PCE	1 PCS

Accessories

Item no	Description	Contents
777690	WOOD CONNECTOR NAIL 4,0X40 EZP	1200 PCS
777692	WOOD CONNECTOR NAIL 4,0X50 EZP	1200 PCS
777694	WOOD CONNECTOR NAIL 4,0X40 HDG	1200 PCS
774031	WOOD CONNECTOR NAIL PLASTIC COLLATED 34° 4X40 EZP	2400 PCS
774033	WOOD CONNECTOR NAIL PLASTIC COLLATED 34° 4X50 EZP	1800 PCS
774037	WOOD CONNECTOR NAIL PLASTIC COLLATED 34° 4X40 HDG	2400 PCS



CORDLESS FRAMING NAILER 17° 90MM G3

AREA OF USE

For joining timber constructions, e.g. frameworks. Fastening of tongue and groove, battens, façade cladding and nailing of linings and panels.

DESCRIPTION

Robust and reliable gas nail gun for professional use.



Standard Pro Pack

Item no	Packaging	Contents
713175	PCE	1 PCS

Accessories

Item no	Description	Contents
901085	SERVICE KIT FOR FNG 17/90, FNG 21/90	1
901087	DRIVER UNIT FOR FNG 17/90, FNG 21/90	1
901089	FEEDING KIT FOR FNG 17/90, FNG 21/90	1
901127	MOTOR UNIT FOR FNG 17/90, FNG 21/90, FNG 34/90	1
901129	ELECTRIC UNIT FOR FNG 17/90, FNG 21/90, FNG 34/90	1
901131	NO MARK SET FRAMING NAILER GAS FNG 17/90	1
901133	BATTERY FOR BNG 1,2/50, BNG 1,6/20/64, FNG 17/90, FNG 21/90	1
901135	CHARGER & ADAPTOR FOR BNG 1,2/50, BNG 1,6/20/64, FNG 17/90	1
777495	STRIPNAIL 17° BARBED 3,1X90MM BRIGHT	1200 PCS
777493	STRIPNAIL 17° BARBED 2,8X75MM BRIGHT	1300 PCS
777491	STRIPNAIL 17° BARBED 2,8X60MM BRIGHT	1800 PCS
777940	STRIPNAIL 17° SMOOTH 2,8X50MM HDG	2200 PCS
777942	STRIPNAIL 17° SMOOTH 2,8X60MM HDG	1800 PCS
777946	STRIPNAIL 17° SMOOTH 3,1X90MM HDG	1200 PCS



CORDLESS FRAMING NAILER 21° 90 MM G3

AREA OF USE

For joining timber constructions, e.g. frameworks. Fastening of tongue and groove, battens, façade cladding and nailing of linings and panels.

DESCRIPTION

Powerful and reliable gas powered nail gun for professional use.



Standard Pro Pack

Item no	Packaging	Contents
713172	PCE	1 PCS

Accessories

Item no	Description	Contents
772461	STRIPNAIL 21° BARBED 2,8X60MM BRIGHT	2200 PCS
772463	STRIPNAIL 21° BARBED 2,8X75MM BRIGHT	1800 PCS
772465	STRIPNAIL 21° BARBED 3,1X90MM BRIGHT	1300 PCS
772467	STRIPNAIL 21° BARBED 3,1x90 MM M-FUSION	1200 PCS
777475	STRIPNAIL 21° BARBED 3,1x90 MM M-FUSION	1200 PCS
777471	STRIPNAIL 21° BARBED 2,8x60MM M-FUSION	1800 PCS
777473	STRIPNAIL 21° BARBED 2,8x75MM M-FUSION	1300 PCS
777922	STRIPNAIL 21° SMOOTH 2,8X60MM HDG	1800 PCS
777924	STRIPNAIL 21° SMOOTH 2,8X75MM HDG	1300 PCS
777926	STRIPNAIL 21° SMOOTH 3,1X90MM HDG	1200 PCS

PNEUMATIC COIL NAILER 15° 65 MM

AREA OF USE

Joining of timber structures, for example, frameworks. Fastening of tongue and groove, battens, façade cladding and nailing of linings and panels.

DESCRIPTION

Smooth. Plastic or wire collated (coil) coil collated nail. Equipped with a number of smart features, e.g. adjustable exhaust, swivel coupling and easy adjustment for bump nailing.



Standard Pro Pack

Item no	Length	Packaging	Contents
713064	268 mm	PCE	1 PCS

Accessories

Item no	Description	Contents
777870	COIL BARBED 15° WIRE COLLATED NAIL 2,5X50 BRIGHT	1575 PCS
777873	COIL BARBED 15° WIRE COLLATED NAIL 2,5X65 BRIGHT	1125 PCS
772880	COIL BARBED 15° WIRE COLLATED NAIL 2,5X50 M-FUSION	5400 PCS
772870	COIL BARBED 15° WIRE COLLATED NAIL 2,5X50 M-FUSION	2400 PCS
772883	COIL BARBED 15° WIRE COLLATED NAIL 2,5X65 M-FUSION	4500 PCS
772873	COIL BARBED 15° WIRE COLLATED NAIL 2,5X65 M-FUSION	2400 PCS
774295	RING SHANK NAIL COIL 15° PLASTIC COLLATED 2,5X65HDG	1750 PCS
774304	RING SHANK NAIL COIL 15° PLASTIC COLLATED 2,5X50 A4	1750 PCS
774306	RING SHANK NAIL COIL 15° PLASTIC COLLATED 2,5X65 A4	1750 PCS
774635	RING SHANK NAIL COIL 15° RAISED HEAD 2,5X50 A4	1750 PCS
774637	RING SHANK NAIL COIL 15° RAISED HEAD 2,5X65 A4	1750 PCS



PNEUMATIC COIL NAILER 15° 90 MM

AREA OF USE

Joining of timber structures, for example, frameworks. Fastening of tongue and groove, battens, façade cladding and nailing of linings and panels.

DESCRIPTION

Powerful professional nail gun for nails up to 90 mm, plastic or wire collated (coil) round collated nails. Equipped with a number of smart features, e.g. adjustable exhaust, swivel coupling and easy adjustment for bump nailing.



Standard Pro Pack

Item no	Length	Packaging	Contents
713063	311 mm	PCE	1 PCS

Accessories

Item no	Description	Contents
777870	COIL BARBED 15° WIRE COLLATED NAIL 2,5X50 BRIGHT	1575 PCS
777872	COIL BARBED 15° WIRE COLLATED NAIL 2,8X60 BRIGHT	1200 PCS
777873	COIL BARBED 15° WIRE COLLATED NAIL 2,5X65 BRIGHT	1125 PCS
777874	COIL BARBED 15° WIRE COLLATED NAIL 2,8X65 BRIGHT	1000 PCS
777875	COIL BARBED 15° WIRE COLLATED NAIL 2,8X75 BRIGHT	1000 PCS
777876	COIL BARBED 15° WIRE COLLATED NAIL 3,1X90 BRIGHT	800 PCS
772880	COIL BARBED 15° WIRE COLLATED NAIL 2,5X50 M-FUSION	5400 PCS
772870	COIL BARBED 15° WIRE COLLATED NAIL 2,5X50 M-FUSION	2400 PCS
772881	COIL BARBED 15° WIRE COLLATED NAIL 2,8X50 M-FUSION	4800 PCS
772871	COIL BARBED 15° WIRE COLLATED NAIL 2,8X50 M-FUSION	2000 PCS
772882	COIL BARBED 15° WIRE COLLATED NAIL 2,8X60 M-FUSION	4000 PCS
772872	COIL BARBED 15° WIRE COLLATED NAIL 2,8X60 M-FUSION	2000 PCS
772883	COIL BARBED 15° WIRE COLLATED NAIL 2,5X65 M-FUSION	4500 PCS
772873	COIL BARBED 15° WIRE COLLATED NAIL 2,5X65 M-FUSION	2400 PCS
772884	COIL BARBED 15° WIRE COLLATED NAIL 2,8X65 M-FUSION	4000 PCS
772874	COIL BARBED 15° WIRE COLLATED NAIL 2,8X65 M-FUSION	2000 PCS
772885	COIL BARBED 15° WIRE COLLATED NAIL 2,8X75 M-FUSION	3200 PCS
772875	COIL BARBED 15° WIRE COLLATED NAIL 2,8X75 M-FUSION	1000 PCS
772886	COIL BARBED 15° WIRE COLLATED NAIL 3,1X90 M-FUSION	2400 PCS
772876	COIL BARBED 15° WIRE COLLATED NAIL 3,1X90 M-FUSION	900 PCS
777801	RING SHANK NAIL COIL 15° PLASTIC COLLATED 2,5X50HDG	1400 PCS
777803	COIL BARBED 15° PLASTIC COLLATED NAIL 2,5X65 HDG	1000 PCS
777805	COIL BARBED 15° PLASTIC COLLATED NAIL 2,8X75 HDG	875 PCS
774295	RING SHANK NAIL COIL 15° PLASTIC COLLATED 2,5X65HDG	1750 PCS
774304	RING SHANK NAIL COIL 15° PLASTIC COLLATED 2,5X50 A4	1750 PCS
774306	RING SHANK NAIL COIL 15° PLASTIC COLLATED 2,5X65 A4	1750 PCS
774308	RING SHANK NAIL COIL 15° PLASTIC COLLATED 2,5X75 A4	875 PCS
774635	RING SHANK NAIL COIL 15° RAISED HEAD 2,5X50 A4	1750 PCS
774637	RING SHANK NAIL COIL 15° RAISED HEAD 2,5X65 A4	1750 PCS
774639	RING SHANK NAIL COIL 15° RAISED HEAD 2,5X75 A4	875 PCS
774560	DECKING NAILSCREW 3,1X75 PH2 A2	875 PCS

PNEUMATIC COIL ROOFING NAILER 15° 45 MM

AREA OF USE

For nailing roofing felt, wind protection, asfa-board, etc.

DESCRIPTION

For efficient nailing of roofing felt and board material. Equipped with a number of smart features, e.g. application support, swivel coupling and tool-less depth setting. Low sound level and ergonomic design.



15°

Standard Pro Pack

Item no	Packaging	Contents
713035	PCE	1 PCS

Accessories

Item no	Description	Contents
777430	CLOUT NAIL COIL WIRE WELDED 15° 3,0X19MM HDG	7200 PCS
777432	CLOUT NAIL COIL WIRE WELDED 15° 3,0X22MM HDG	7200 PCS
777434	CLOUT NAIL COIL WIRE WELDED 15° 3,0X32MM HDG	7200 PCS
777436	CLOUT NAIL COIL WIRE WELDED 15° 3,0X38MM HDG	7200 PCS
777765	CLOUT NAIL COIL WIRE WELDED 15° 3,0X19MM HDG	2160 PCS
777766	CLOUT NAIL COIL WIRE WELDED 15° 3,0X22MM HDG	1920 PCS
777767	CLOUT NAIL COIL WIRE WELDED 15° 3,0X32MM HDG	1200 PCS
777768	CLOUT NAIL COIL WIRE WELDED 15° 3,0X38MM HDG	1080 PCS
777769	CLOUT NAIL COIL WIRE WELDED 15° 3,0X45MM HDG	960 PCS



PNEUMATIC BRAD NAILER F16 ESSVE 1,6 MM 64 MM

AREA OF USE

For nailing interior joinery, e.g. panels, mouldings and board materials.

DESCRIPTION

Professional machine with a number of functional advantages, e.g. tool-less nose piece clearing.



Standard Pro Pack

Item no	Packaging	Contents
713051	PCE	1 PCS

Accessories

Item no	Description	Contents
776441	BRADS F16 0° 1,6X25MM EZP	3700 PCS
776445	BRADS F16 0° 1,6X38MM EZP	2400 PCS
776443	BRADS F16 0° 1,6X45MM EZP	2200 PCS
776447	BRADS F16 0° 1,6X50MM EZP	2000 PCS
776448	BRADS F16 0° 1,6X63MM EZP	1600 PCS
774167	BRADS F16 0° 1,6X32MM A4	3500 PCS
774168	BRADS F16 0° 1,6X38MM A4	3500 PCS
774169	BRADS F16 0° 1,6X50MM A4	2500 PCS
776438	BRADS F16 0° 1,6X38MM WHITE	2400 PCS
776439	BRADS F16 0° 1,6X50MM WHITE	2064 PCS
778164	BRADS F16 0° 1,6X18MM A4	5000 PCS
778166	BRADS F16 0° 1,6X25MM A4	5000 PCS
776440	BRADS F16 0° 1,6MM MIX EZP	2000 PCS



PNEUMATIC BRAD NAILER F18 ESSVE 1,2 MM 55 MM

AREA OF USE

Perfect for nailing of mouldings and architraves/window reveals.

DESCRIPTION

Small and flexible brad nailer for joinery.



Standard Pro Pack

Item no	Packaging	Contents
713070	PCE	1 PCS

Accessories

Item no	Description	Contents
776456	BRADS F18 0° 1,2X50MM EZP	3600 PCS
776453	BRADS F18 0° 1,2X45MM EZP	3800 PCS
776459	BRADS F18 0° 1,2X50MM WHITE	3600 PCS
776455	BRADS F18 0° 1,2X38MM EZP	4000 PCS
776451	BRADS F18 0° 1,2X16MM EZP	10000 PCS
776457	BRADS F18 0° 1,2X25MM EZP	7000 PCS
776458	BRADS F18 0° 1,2X38MM WHITE	4000 PCS
778143	BRADS F18 0° 1,2X19MM A4	5000 PCS
778145	BRADS F18 0° 1,2X30MM A4	5000 PCS
778144	BRADS F18 0° 1,2X25MM A4	5000 PCS

CORDLESS BRAD NAILER D16 1,6 MM 64 MM

AREA OF USE

For nailing interior joinery, e.g. panels, mouldings and board materials.

DESCRIPTION

Well-balanced gas powered brad gun.



Standard Pro Pack

Item no	Packaging	Contents
713167	PCE	1 PCS

Accessories

Item no	Description	Contents
776740	BRADS D16 ANGLED 20° 1,6X19MM EZP	7200 PCS
776744	BRADS D16 ANGLED 20° 1,2X25MM EZP	5600 PCS
776746	BRADS D16 ANGLED 20° 1,2X35MM EZP	4400 PCS
776748	BRADS D16 ANGLED 20° 1,2X50MM EZP	2800 PCS
776750	BRADS D16 ANGLED 20° 1,2X63MM EZP	2400 PCS
778540	BRADS TJEP VF16 ANGLED 20° 1,6X32MM STAINLESS A4	2000 PCS
778542	BRADS TJEP VF16 ANGLED 20° 1,6X38MM STAINLESS A4	2000 PCS
778545	BRADS TJEP VF16 ANGLED 20° 1,6X51MM STAINLESS A4	2000 PCS

CORDLESS BRAD NAILER F18 1,2 MM 50 MM

AREA OF USE

Perfect for nailing of mouldings and architraves and window reveals.

DESCRIPTION

Versatile professional machine for joinery.



Standard Pro Pack

Item no	Packaging	Contents
713163	PCE	1 PCS

Accessories

Item no	Description	Contents
776451	BRADS F18 0° 1,2X16MM EZP	10000 PCS
776457	BRADS F18 0° 1,2X25MM EZP	7000 PCS
776449	BRADS F18 0° 1,2X30MM EZP	6000 PCS
776455	BRADS F18 0° 1,2X38MM EZP	4000 PCS
776453	BRADS F18 0° 1,2X45MM EZP	3800 PCS
776456	BRADS F18 0° 1,2X50MM EZP	3600 PCS
774163	BRADS F18 0° 1,2X38MM A4	5000 PCS
774165	BRADS F18 0° 1,2X50MM A4	5000 PCS
776458	BRADS F18 0° 1,2X38MM WHITE	4000 PCS
776459	BRADS F18 0° 1,2X50MM WHITE	3600 PCS
776450	BRADS F18 0° 1,2MM MIX EZP	2500 PCS



BRAD NAILER CONTRETE ESSVE GAS F15 1,8MM 50MM

AREA OF USE

For mounting of skirtings etc. directly in concrete and brick. Combine with glue for crack-proof mounting over time. Also recommended for sheet metal and to the Nail-It inner wall system.

DESCRIPTION

Handy and powerful concrete and thin-sheet gas brad nailer. The tool drives a hardened steel brad directly through wood, metal etc. into concrete and brick. Easy depth adjustment. Effective where you otherwise have to drill / plug / screw.
NOTE! Never shoot directly at concrete or metal without having wood closest to the nose!



Standard Pro Pack

Item no	Packaging	Contents
713164	PCE	1 PCS

Accessories

Item no	Description	Contents
776442	STEEL BRADS ST F15 1,8X15 MM EZP-3650	3650 PCS
776444	STEEL BRADS ST F15 1,8X20 MM EZP-2650	2650 PCS
776446	STEEL BRADS ST F15 1,8X25 MM EZP-2050	2050 PCS
776452	STEEL BRADS ST F15 1,8X30 MM EZP-1750	1750 PCS
776454	STEEL BRADS ST F15 1,8X40 MM EZP-750	750 PCS



PNEUMATIC WIRE STAPLER ESSVE 500/40 MM

AREA OF USE

For the installation, e.g. ceiling panels, OSB and Plywood. Versatile and lightweight for professional use.

DESCRIPTION

Versatile and lightweight staple gun.



Standard Pro Pack

Item no	Packaging	Contents
713086	PCE	1 PCS

Accessories

Item no	Description	Contents
778505	STAPLE H500 CROWN 10,8 X LENGTH 20 WIRE 1X1,2 EZP	5800 PCS
778506	STAPLE H500 CROWN 10,8 X LENGTH 25 WIRE 1X1,2 EZP	4600 PCS
778507	STAPLE H500 CROWN 10,8 X LENGTH 30 WIRE 1X1,2 EZP	3800 PCS
778508	STAPLE H500 CROWN 10,8 X LENGTH 35 WIRE 1X1,2 EZP	3000 PCS
778509	STAPLE H500 CROWN 10,8 X LENGTH 40 WIRE 1X1,2 EZP	3000 PCS

PNEUMATIC WIRE STAPLER ESSVE M2/50 MM

AREA OF USE

Ideal for the installation of hard board materials, e.g. cement based, heavy-duty MDF, etc.

DESCRIPTION

Strong and flexible stapler.



Standard Pro Pack

Item no	Packaging	Contents
713079	PCE	1 PCS

Accessories

Item no	Description	Contents
777571	STAPLE M2 CROWN 11 X LENGHT 25 WIRE 1,6X1,4 EZP	2000 PCS
777575	STAPLE M2 CROWN 11 X LENGHT 38 WIRE 1,6X1,4 EZP	2000 PCS
777577	STAPLE M2 CROWN 11 X LENGHT 44 WIRE 1,6X1,4 EZP	2000 PCS
777579	STAPLE M2 CROWN 11 X LENGHT 50 WIRE 1,6X1,4 EZP	2000 PCS
778404	STAPLE PZ16 CROWN 10,8 X LENGTH 38 WIRE 1,6X1,4 A4	4000 PCS
778406	STAPLE PZ16 CROWN 10,8 X LENGTH 50 WIRE 1,6X1,4 A4	3000 PCS

PNEUMATIC PARTS



AIR BLOW GUN

DESCRIPTION

Essve Air Blow Gun simplify over all cleaning of tools etc. and cleaning of drill holes before mounting chemical anchors and other concrete fasteners. Euro (320) plug included.

Standard Pro Pack

Item no	Packaging	Contents
901190	PC	1 PC



COUPLER EURO 320 1/4" FEMALE

Standard Pro Pack

Item no	Packaging	Contents
901167	PC	1 PCS



COUPLER EURO 320 1/4" MALE

Standard Pro Pack

Item no	Packaging	Contents
901171	PC	1 PCS

COUPLER EURO 320 3/8" FEMALE**Standard Pro Pack**

Item no	Packaging	Contents
901169	PC	1 PCS

COUPLER EURO 320 3/8" MALE**Standard Pro Pack**

Item no	Packaging	Contents
901173	PC	1 PCS

HOSE CLAMP 11**Standard Pro Pack**

Item no	Packaging	Contents
901157	PC	5 PCS

HOSE CLAMP 13**Standard Pro Pack**

Item no	Packaging	Contents
901159	PC	5 PCS

HOSE CLAMP 15



Standard Pro Pack

Item no	Packaging	Contents
901161	PC	5 PCS

NIPPLE 1/4" X 1/4"



Standard Pro Pack

Item no	Packaging	Contents
901183	PC	1 PCS

PLUG 1/4" FEMALE EURO



Standard Pro Pack

Item no	Packaging	Contents
901175	PC	1 PCS

PLUG 1/4" MALE EURO



Standard Pro Pack

Item no	Packaging	Contents
901179	PC	1 PCS

PLUG 1/4" MALE NORWAY**Standard Pro Pack**

Item no	Packaging	Contents
901189	PC	1 PCS

PLUG 3/8" FEMALE EURO**Standard Pro Pack**

Item no	Packaging	Contents
901177	PC	1 PCS

PLUG 3/8" MALE EURO**Standard Pro Pack**

Item no	Packaging	Contents
901181	PC	1 PCS

PRESS.REDUC VALVE GAUGE1/4"**Standard Pro Pack**

Item no	Packaging	Contents
901165	PC	1 PCS



PRESS.REDUC VALVE GAUGE 1/4"

Standard Pro Pack

Item no	Packaging	Contents
901163	PC	1 PCS



THRED SEAL TAPE

Standard Pro Pack

Item no	Packaging	Contents
901187	PC	1 PCS



Y-ADAPTOR 2 COUPLERS + 1 PLUG

Standard Pro Pack

Item no	Packaging	Contents
901185	PC	1 SET



COUPLING UNIVERSAL EU/NO, HOSE CONNECTION 10 MM (3/8")

Standard Pro Pack

Item no	Packaging	Contents
901180	PCE	1 PCS

COUPLING UNIVERSAL EU/NO, HOSE CONNECTION 6 MM (1/4")



Standard Pro Pack

Item no	Packaging	Contents
901178	PCE	1 PCS

AIR NIPPLE SWIVEL AIR PLUG

DESCRIPTION

Rotatable air nipple. Fits all ESSVE air driven nail tools, 1/4 " thread.



Standard Pro Pack

Item no	Packaging	Contents
901147	PC	1

HOSE CLIP 12-20 MM

DESCRIPTION

Hose clip, screw model 10-16 mm



Standard Pro Pack

Item no	Packaging	Contents
901176	PC	6 PCS

NIPPLEURO/320, HOSE CONNECTION 6 MM (1/4")



Standard Pro Pack

Item no	Packaging	Contents
901182	PCE	1 PCS

NIPPLEURO/320, HOSE CONNECTION 10 MM (3/8")



Standard Pro Pack

Item no	Packaging	Contents
901184	PCE	1 PCS

NIPPLE NORSK/HANSEN 310, HOSE CONNECTION 10 MM (3/8")



Standard Pro Pack

Item no	Packaging	Contents
901188	PCE	1 PCS

NIPPLE NORWEGIAN /HANSEN 310, HOSE CONNECTION 6 MM (1/4")



Standard Pro Pack

Item no	Packaging	Contents
901186	PCE	1 PCS

HOSE

EXTREME FLEX AIR HOSE PU HYBRID, 15M

DESCRIPTION

Durable, flexible and lightweight hose manufactured of premium hybrid Pu polymer with very good flexibility even when it's very cold (-50°). Oil resistant. Max pressure 20 Bar. Multi-coupling that fits both Euro (320) and Norwegian (310/Hansen) plug.



Standard Pro Pack

Item no	Length	Packaging	Contents
712992	15 m	PCE	1 PCS

HIGH FLEX AIR HOSE FOR BRADS, 10M

DESCRIPTION

Flexible brad hose manufactured of hybrid polymer with very good flexibility, even when it's very cold (-40°C). Oil resistance. Max pressure 20 Bar. Multi-coupling that fits both Euro (320) and Norwegian (310/Hansen) plug.



Standard Pro Pack

Item no	Length	Packaging	Contents
712993	10 m	PCE	1 PCS

HIGH FLEX AIR HOSE POLYMER HYBRID, 15M

DESCRIPTION

Flexible hose manufactured of hybrid polymer with good flexibility even in cold temperature (-40°C). Oil resistance. Max pressure 20 Bar. Multi-coupling that fits both Euro (320) and Norwegian (310/Hansen) plug.



Standard Pro Pack

Item no	Length	Packaging	Contents
712994	15 m	PCE	1 PCS



PVC FLEX AIR HOSE FOR BRADS, 10M

DESCRIPTION

Brad hose made of PVC, keeps it's flexibility down to -10°C. Oil resistance. Max pressure 20 Bar. Multi-coupling that fits both Euro (320) and Norwegian (310/Hansen) plug.

Standard Pro Pack

Item no	Length	Packaging	Contents
712995	10 m	PCE	1 PCS



HOSE REEL HIGH FLEX, 30M

DESCRIPTION

Hose reel, made of hybrid polymer and very flexible, even in cold temperature (-40°C). Oil resistance. Max pressure 20 Bar. Multi-coupling that fits both Euro (320) and Norwegian (310/Hansen) plug.

Standard Pro Pack

Item no	Length	Packaging	Contents
712996	30 m	PCE	1 PCS

FUEL CELL



ALL SEASON FUEL CELL 165MM RED

DESCRIPTION

Universal "All year round gas" (-15°C). Suitable for most standard gas powered nail guns on the market. One gas cartridge/fuel cell is sufficient for approx. 1,100 nails.



Standard Pro Pack

Item no	Packaging	Contents
713194	PC	2 PCS

ALL SEASON FUEL CELL 78MM YELLOW

DESCRIPTION

Suitable for most standard gas powered nail guns on the market. One gas cartridge/ fuel cell is sufficient for approx. 1,100 nails



Standard Pro Pack

Item no	Packaging	Contents
713196	PC	2 PCS

LUBRICATION

LUBRICATION OIL FOR AIR TOOLS

DESCRIPTION

Special lubrication oil for professional nail-, brad- and staple guns. Lubricates the tool, reduces wear and moisture that can contribute to corrosion and freezing. A few drops of oil in the air inlet every day reduces service requirements and increases the life span of the tool. Use directly in the gun's air inlet. Do not mix with other oils. Keep out of the reach of children.



Standard Pro Pack

Item no	Packaging	Contents
713857	PCE	0.10 L

COMPRESSOR OIL MINERAL

AREA OF USE

Recommended for mobile piston compressors.

DESCRIPTION

Highly refined mineral oil that prevents oxidation and corrosion. Provides good lubrication and gives good durability of the compressor.



Standard Pro Pack

Item no	Packaging	Contents
901343	PCE	1 L

BATTERY



BATTERIES FOR GAS NAIL GUNS

Standard Pro Pack

Item no	Packaging	Contents
901133	PC	1

NO MARK TIP



NO MARK TIP CN 15_65

DESCRIPTION

For ESSVE nailer. Fits nailer CN 15/65 and CN 15/90

Standard Pro Pack

Item no	Packaging	Contents
901045	PC	3



NO MARK TIP BN 1,6_64

DESCRIPTION

For ESSVE nailer
Fits nailer BN 1.6/64

Standard Pro Pack

Item no	Packaging	Contents
901017	PC	1

TIMBER ENGINEERING CONNECTORS

JOIST HANGER	451
ROOF CONSTRUCTION	454
ANCHORING BRACKET	459
ANGLE BRACKET	460
RIDGE TIES	477
STEEL BEAM FITTINGS	478
NAIL PLATES	479
STRAP	481
POST SUPPORT	488
TIMBER CONECTOR	496

SYMBOLS

INDOOR

C1

Electro zinc plated, fosfated
corrosivity C1

C2

Hot dip galvanized
corrosivity C2

OUTDOOR

C3

Hot dip galvanized
corrosivity C3

C4

Anti-corrosion treated
corrosivity C4

STAINLESS

A2

Stainless steel A2

A4

Stainless steel, acid proof A4



Indoors/Outdoors, Indoors,
Outdoors



Paintable, Not paintable

MATERIALS



Wood



Drywall



Board



Lightweight concrete



Concrete



Hollow brick



Brick



Natural stone



Hollow core element



Steel



Stainless steel



Aluminium

INTERNAL FLANGE

JOIST HANGERS TYPE I, INWARD FACING FLANGES, HOT DIP GALVANIZED

AREA OF USE

ESSVE Joist hangers are designed to anchor timber beams and floor joists on the same level, both wood against wood and wood against concrete or masonry.

DESCRIPTION


Made of 1.5 or 2.0 mm Hot dip galvanized sheet steel. The joist hangers are equipped with 5 mm holes for nails/screws and 9 mm or 11 mm holes for bolts. There is also a 7 mm hole on the beam hanger flange that comes under the beam. The joist hangers are available in two designs partly with external flanges, Standard, partly with internal flanges, Type I.

INSTALLATION INSTRUCTIONS

Joist hangers are installed with e.g. ESSVE Anchor nails 4.0 mm or ESSVE Wood connector screws 5.0 mm. Joist hangers are fully nailed or nailed partly depending on the load. Bolt holes and appropriate fasteners, see Fasteners, are used when installing against solid or porous stone materials.

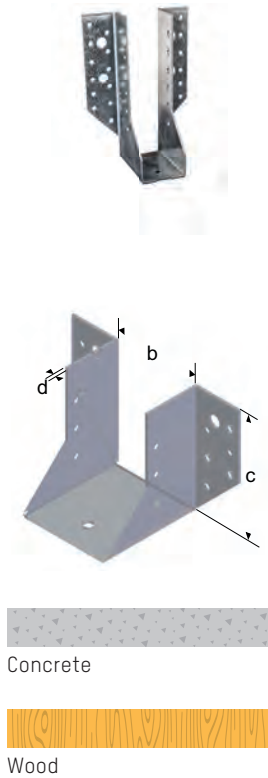


Specification	
Surface treatment	Hot Dip Galvanized
Corrosion resistance class	C2
Application environment	Outdoors



Standard Pro Pack							
Item no	Description	Width	Height	Depth	Packaging	Contents	CE
451163	JOIST HANGER TYPE I 45X97 CE	45 mm	97 mm	2 mm	PCE	1 PCS	✓
451166	JOIST HANGER TYPE I 45X97 CE	45 mm	97 mm	2 mm	PCE	1 PCS	✓
451157	JOIST HANGER TYPE I 45X137 CE	45 mm	137 mm	2 mm	PCE	1 PCS	✓
451160	JOIST HANGER TYPE I 45X137 CE	45 mm	137 mm	2 mm	PCE	1 PCS	✓
451181	JOIST HANGER TYPE I 48X96 CE	48 mm	96 mm	2 mm	PCE	1 PCS	✓
451184	JOIST HANGER TYPE I 48X96 CE	48 mm	96 mm	2 mm	PCE	1 PCS	✓
451169	JOIST HANGER TYPE I 48X136 CE	48 mm	136 mm	2 mm	PCE	1 PCS	✓
451172	JOIST HANGER TYPE I 48X136 CE	48 mm	136 mm	2 mm	PCE	1 PCS	✓
451175	JOIST HANGER TYPE I 48X166 CE	48 mm	166 mm	2 mm	PCE	1 PCS	✓
451178	JOIST HANGER TYPE I 48X166 CE	48 mm	166 mm	2 mm	PCE	1 PCS	✓
451202	JOIST HANGER TYPE I 51X94 CE	51 mm	94 mm	2 mm	PCE	1 PCS	✓
451193	JOIST HANGER TYPE I 51X135 CE	51 mm	135 mm	2 mm	PCE	1 PCS	✓
451196	JOIST HANGER TYPE I 51X135 CE	51 mm	135 mm	2 mm	PCE	1 PCS	✓
451217	JOIST HANGER TYPE I 90X145 CE	90 mm	145 mm	2 mm	PCE	1 PCS	✓
451223	JOIST HANGER TYPE I 100X170 CE	100 mm	170 mm	2 mm	PCE	1 PCS	✓
451226	JOIST HANGER TYPE I 115X162 CE	115 mm	162 mm	2 mm	PCE	1 PCS	✓
751090	JOIST HANGER TYPE I 90X205 HDG	90 mm	205 mm	2 mm	PCE	1 PCS	✓

EXTERNAL FLANGE



JOIST HANGERS STANDARD, EXTERNAL FLANGES, HOT DIP GALVANIZED

AREA OF USE

ESSVE Joist hangers are designed to anchor timber beams and floor joists on the same level, both wood against wood and wood against concrete or masonry.

DESCRIPTION

Made of 1.5 or 2.0 mm Hot dip galvanized sheet steel. The joist hangers are equipped with 5 mm holes for nails/screws and 9 mm or 11 mm holes for bolts. There is also a 7 mm hole on the beam hanger flange that comes under the beam. The joist hangers are available in two designs partly with external flanges, Standard, partly with internal flanges, Type I.

INSTALLATION INSTRUCTIONS

Joist hangers are installed with e.g. ESSVE Anchor nails 4.0 mm or ESSVE Wood connector screws 5.0 mm. Joist hangers are fully nailed or nailed partly depending on the load. Bolt holes and appropriate fasteners, see Fasteners, are used when installing against solid or porous stone materials.

Specification

Surface treatment	Hot Dip Galvanized
Corrosion resistance class	C2
Application environment	Outdoors



Standard Pro Pack

Item no	Description	Width	Height	Depth	Packaging	Contents	CE
451001	JOIST HANGER 36X142 CE	36 mm	142 mm	2 mm	PCE	1 PCS	✓
451008	JOIST HANGER 45X88 CE PL	45 mm	88 mm	1,5 mm	PCE	1 PCS	✓
451011	JOIST HANGER 45X88 CE PL	45 mm	88 mm	1,5 mm	PCE	1 PCS	✓
451014	JOIST HANGER 45X123CE PL	45 mm	123 mm	1,5 mm	PCE	1 PCS	✓
451017	JOIST HANGER 45X123 CE PL	45 mm	123 mm	1,5 mm	PCE	1 PCS	✓
451025	JOIST HANGER 45X197 CE	45 mm	197 mm	2 mm	PCE	1 PCS	✓
451020	JOIST HANGER 45X168 CE PL	45 mm	168 mm	1,5 mm	PCE	1 PCS	✓
451023	JOIST HANGER 45X168 CE PL	45 mm	168 mm	1,5 mm	PCE	1 PCS	✓
451050	JOIST HANGER 48X86 CE PL	48 mm	86 mm	1,5 mm	PCE	1 PCS	✓
451053	JOIST HANGER 48X86 CE PL	48 mm	86 mm	1,5 mm	PCE	1 PCS	✓
451038	JOIST HANGER 45X121 CE PL	48 mm	121 mm	1,5 mm	PCE	1 PCS	✓
451041	JOIST HANGER 48X121 CE PL	48 mm	121 mm	1,5 mm	PCE	1 PCS	✓
451044	JOIST HANGER 45X166 CE PL	48 mm	166 mm	1,5 mm	PCE	1 PCS	✓
451047	JOIST HANGER 48X166 CE PL	48 mm	166 mm	1,5 mm	PCE	1 PCS	✓
451059	JOIST HANGER 51X84 CE PL	51 mm	84 mm	1,5 mm	PCE	1 PCS	✓
451083	JOIST HANGER 51X84 CE PL	51 mm	84 mm	1,5 mm	PCE	1 PCS	✓
451068	JOIST HANGER 51X119 CE PL	51 mm	119 mm	1,5 mm	PCE	1 PCS	✓
451069	JOIST HANGER 51X119 CE PL	51 mm	119 mm	1,5 mm	PCE	1 PCS	✓
451071	JOIST HANGER 51X164 CE PL	51 mm	164 mm	1,5 mm	PCE	1 PCS	✓
451074	JOIST HANGER 51X164 CE PL	51 mm	164 mm	1,5 mm	PCE	1 PCS	✓
451076	JOIST HANGER 51X195 CE	51 mm	195 mm	2 mm	PCE	1 PCS	✓
451079	JOIST HANGER 51X94 CE	51 mm	94 mm	2 mm	PCE	1 PCS	✓
451085	JOIST HANGER 60X100 CE	60 mm	100 mm	2 mm	PCE	1 PCS	✓
451088	JOIST HANGER 60X160 CE	60 mm	160 mm	2 mm	PCE	1 PCS	✓
451091	JOIST HANGER 60X190 CE	60 mm	190 mm	2 mm	PCE	1 PCS	✓
451106	JOIST HANGER 73X124 CE	73 mm	124 mm	2 mm	PCE	1 PCS	✓
451109	JOIST HANGER 73X153 CE	73 mm	153 mm	2 mm	PCE	1 PCS	✓
451112	JOIST HANGER 76X122 CE	76 mm	122 mm	2 mm	PCE	1 PCS	✓
451115	JOIST HANGER 76X152 CE	76 mm	152 mm	2 mm	PCE	1 PCS	✓
451118	JOIST HANGER 76X182 CE	76 mm	182 mm	2 mm	PCE	1 PCS	✓
451130	JOIST HANGER 90X145 CE	90 mm	145 mm	2 mm	PCE	1 PCS	✓
451133	JOIST HANGER 90X230 CE	90 mm	230 mm	2 mm	PCE	1 PCS	✓
451136	JOIST HANGER 98X141 CE	98 mm	141 mm	2 mm	PCE	1 PCS	✓
451139	JOIST HANGER 100X140 CE	100 mm	140 mm	2 mm	PCE	1 PCS	✓
451145	JOIST HANGER 100X200 CE	100 mm	200 mm	2 mm	PCE	1 PCS	✓
451148	JOIST HANGER 115X162 CE	115 mm	162 mm	2 mm	PCE	1 PCS	✓
451151	JOIST HANGER 120X160 CE	120 mm	160 mm	2 mm	PCE	1 PCS	✓
451154	JOIST HANGER 140X180 CE	140 mm	180 mm	2 mm	PCE	1 PCS	✓

UNIVERSAL



RIDGE TIE UNIVERSAL, HOT DIP GALVANIZED

AREA OF USE

ESSVE Ridge tie is designed for use on roof ridge structures and for installing cross-laid framework. Normally used as right and left-hand ties at the same time for a strong anchoring of ridges.

DESCRIPTION

Made of 1.5 or 2.0 mm hot dip galvanized sheet steel and fitted with 5 mm holes. Ridge tie available as Universal or in right and left-hand designs.

INSTALLATION INSTRUCTIONS

The connectors are installed with e.g. ESSVE Anchor nails 4.0 mm or ESSVE Wood connector screws 5.0 mm. Must be fitted with 2 connectors per cross-joint, diagonally/symmetrically towards each other.

Specification

Surface treatment	Hot Dip Galvanized
Corrosion resistance class	C2
Application environment	Outdoors



Standard Pro Pack

Item no	Description	Width	Height	Depth	Packaging	Contents	CE
451232	HURRICANE TIES UNIVERSAL-170CE	32 mm	170 mm	32 mm	PCE	1 PCS	✓
451235	HURRICANE TIES UNIVERSAL-210CE	32 mm	210 mm	32 mm	PCE	1 PCS	✓



UNIVERSAL FRAMING ANCHOR TYPE 190, HOT DIP GALVANIZED

AREA OF USE

ESSVE Universal framing anchors are designed for use for all types of cross-joints and gives a stringer joint than angle brackets.

DESCRIPTION

Made of 2.0 mm hot dip galvanized sheet steel and fitted with 5.0 mm holes. The anchors are used in pairs, right and left variants.

INSTALLATION INSTRUCTIONS

The connectors are installed with e.g. ESSVE Anchor nails 4.0 mm or ESSVE Wood connector screws 5.0 mm. Must be fitted with 2 anchors per cross-joint, diagonally towards each other.

Specification

Surface treatment	Hot Dip Galvanized
Corrosion resistance class	C2
Application environment	Outdoors



Standard Pro Pack

Item no	Description	Width	Height	Depth	Packaging	Contents	CE
451305	UNIVERSAL CONNECTOR 190 RIGHT	49 mm	190 mm	93 mm	PCE	1 PCS	✓
451308	UNIVERSAL CONNECTOR 190 LEFT	49 mm	190 mm	93 mm	PCE	1 PCS	✓

PURLIN ANCHOR LEFT / RIGHT

RIDGE TIE LEFT/RIGHT, HOT DIP GALVANIZED

AREA OF USE


ESSVE Ridge tie is designed for use on roof ridge structures and for installing cross-laid framework. Normally used as right and left-hand ties at the same time for a strong anchoring of ridges.

DESCRIPTION

Made of 1.5 or 2.0 mm hot dip galvanized sheet steel and fitted with 5 mm holes. Ridge tie available as Universal or in right and left-hand designs.

INSTALLATION INSTRUCTIONS

The connectors are installed with e.g. ESSVE Anchor nails 4.0 mm or ESSVE Wood connector screws 5.0 mm. Must be fitted with 2 connectors per cross-joint, diagonally/symmetrically towards each other.



Specification


Surface treatment	Hot Dip Galvanized
Corrosion resistance class	C2



Standard Pro Pack

Item no	Description	Width	Height	Depth	Packaging	Contents	CE
451239	PURLIN ANCHOR 170 RIGHT CE PL	32 mm	170 mm	32 mm	PCE	1 PCS	✓
451242	PURLIN ANCHOR 170 LEFT CE PL	32 mm	170 mm	32 mm	PCE	1 PCS	✓
451245	PURLIN ANCHOR 210 RIGHT CE PL	32 mm	210 mm	32 mm	PCE	1 PCS	✓
451248	PURLIN ANCHOR 210 LEFT CE PL	32 mm	210 mm	32 mm	PCE	1 PCS	✓
451251	PURLIN ANCHOR 250 RIGHT CE PL	32 mm	250 mm	32 mm	PCE	1 PCS	✓
451254	PURLIN ANCHOR 250 LEFT CE PL	32 mm	250 mm	32 mm	PCE	1 PCS	✓
451257	PURLIN ANCHOR 290 RIGHT CE PL	32 mm	290 mm	32 mm	PCE	1 PCS	✓
451260	PURLIN ANCHOR 290 LEFT CE PL	32 mm	290 mm	32 mm	PCE	1 PCS	✓
451263	PURLIN ANCHOR 330 RIGHT CE PL	32 mm	330 mm	32 mm	PCE	1 PCS	✓
451266	PURLIN ANCHOR 330 LEFT CE PL	32 mm	330 mm	32 mm	PCE	1 PCS	✓
451269	PURLIN ANCHOR 370 RIGHT PL CE	21 mm	370 mm	32 mm	PCE	1 PCS	✓
451272	PURLIN ANCHOR 370 LEFT PL CE	21 mm	370 mm	32 mm	PCE	1 PCS	✓

RIDGE CONNECTOR



Wood

TOP BATTEN BRACKET 40X150X253,5

AREA OF USE

ESSVE Ridge batten hangers are designed for anchoring ridge battens as a support for ridge tiles.

DESCRIPTION

Made of 1.5 mm hot dip galvanized sheet steel and fitted with 5.0 mm holes. Batten widths must be max 40 mm.

INSTALLATION INSTRUCTIONS

The ridge batten hangers are installed with e.g. ESSVE Anchor nails 4.0 mm or ESSVE Wood connector screws 5.0 mm.

Specification

Surface treatment	Hot Dip Galvanized
Corrosion resistance class	C2
Application environment	Outdoors



Standard Pro Pack

Item no	Description	Width	Height	Depth	Packaging	Contents
451505	RIDGE CONNECTOR 40X150X253,5	40 mm	253,5 mm	150 mm	PCE	1 PCS

FORK ANCHOR

FORKED ANCHOR PLATE, HOT DIP GALVANIZED

AREA OF USE

ESSVE Forked anchor plates are designed for anchoring trusses to the underlying timber structures.

DESCRIPTION

Made of 1.5 mm hot dip galvanized sheet steel and fitted with 5.0 mm holes.

INSTALLATION INSTRUCTIONS

The forked anchor plates are installed with e.g. ESSVE Anchor nails 4.0 mm or ESSVE Wood connector screws 5.0 mm.



Wood

Specification

Surface treatment	Hot Dip Galvanized
Corrosion resistance class	C2



Standard Pro Pack

Item no	Description	Width	Height	Packaging	Contents	CE
451295	FORK ANCHOR 320X50X1,5 CE	50 mm	320 mm	PCE	1 PCS	✓
451298	FORK ANCHOR 390X36X1,5 CE	36 mm	390 mm	PCE	1 PCS	✓
451301	FORK ANCHOR 390X48X1,5 CE	48 mm	390 mm	PCE	1 PCS	✓

RAFTER ANCHORS

TRUSS CLIP TYPE 180, 25 LEFT + 25 RIGHT CE

AREA OF USE

Used for the installation of roof trusses on the sloping wall plate. The truss hangers are installed in pairs.

DESCRIPTION

Made of 2.5 mm hot dip galvanized sheet steel. Fitted with 31 x 5 mm holes. Supplied and used in sets.

INSTALLATION INSTRUCTIONS

Installed using 4.0x40 mm anchor nails or 5.0x40 mm wood connector screws.



Specification

Surface treatment	Hot Dip Galvanized
Corrosion resistance class	C2
Application environment	Outdoors



Standard Pro Pack

Item no	Description	Width	Depth	Packaging	Contents	CE
451274	TRUSS CLIP TYPE 180 CE	47,5 mm	180 mm	PC	25 SET	✓

ROOF HOOK



Wood

TURF ROOF HOOK 120X260X30X5 HDG / BLACK

AREA OF USE

The roof turf hook is used to install boards at the eaves which are in connection with the turf covering on the roof.

DESCRIPTION

The roof turf hook is made of 5 mm steel. The brackets are galvanised with about 55 µm of zinc and are painted black. The brackets are designed with Ø6 mm and Ø9 mm holes for screws 5 mm or 8 mm bolts.

INSTALLATION INSTRUCTIONS

Roof turf hooks are fitted on the roof beams using 8 mm wood screws. Screening boards are fitted on the hook using 5 mm screws that prevent the turf from falling from the roof.

Specification

Surface treatment	Hot Dip Galvanized
Corrosion resistance class	C2
Application environment	Outdoors



Standard Pro Pack

Item no	Description	Width	Height	Depth	Packaging	Contents
451507	ROOFHOOK 120X260X30X5HDG BLACK	30 mm	260 mm	120 mm	PCE	1 PCS

ANCHORING BRACKET

TWIST STRAP 280X30X1,5

AREA OF USE

Anchoring fittings for all types of cross joints.

DESCRIPTION

The anchor is made of 1.50 mm hot dip galvanized sheet steel. It is fitted with 5 mm holes designed for anchor nails or wood connector screws.

INSTALLATION INSTRUCTIONS

The anchor fitting is installed using anchor nails or wood connector screws. Two fittings per joint must be used, which are placed diagonally opposite each other.



Wood

Specification

Surface treatment	Hot Dip Galvanized
Corrosion resistance class	C2
Application environment	Outdoors



Standard Pro Pack

Item no	Description	Width	Height	Packaging	Contents	CE
451504	TWIST STRAP 280X38X1,5 HDG	38 mm	280 mm	PCE	1 PCS	✓

ANGLE BRACKET V1



ANGLE BRACKET, HOT DIP GALVANIZED

AREA OF USE

ESSVE Angle brackets, Type 70, 90 and 105, are designed to use when anchoring crossing frameworks and brackets for framing and between wooden posts as well as ground and wall plates.

DESCRIPTION

Made of 2.0, 2.5 or 3.0 mm hot dip galvanized sheet steel and stainless acid proof steel, A4. The angle brackets are equipped with 5.0 mm holes and larger bolt holes. The angle brackets are available in two designs, with (m) or without (u) reinforcement.

INSTALLATION INSTRUCTIONS

The angle brackets are installed using e.g. ESSVE Anchor nails 4.0 mm or ESSVE Wood connector screws 5.0 mm. Installation can also be carried out using 8.0 or 10 mm bolts. For cross joint use 4-8 nails/screws in the vertical leg and 4-10 in the horizontal. Minimum 1 nail in each outer corner. Always use 2 brackets per joint.

Specification

Surface treatment	Hot Dip Galvanized
Corrosion resistance class	C2



Standard Pro Pack

Item no	Description	Width	Height	Depth	Packaging	Contents	CE
451448	ANGLE V7 70X70X55X2,0 CE HDG	55 mm	70 mm	70 mm	PCE	1 PCS	✓
451454	ANGLE V2 90X90X65X2,5 CE HDG	65 mm	90 mm	90 mm	PCE	1 PCS	✓
451451	ANGLE V1 90X90X65X2,5 CE HDG	65 mm	90 mm	90 mm	PCE	1 PCS	✓
451457	ANGLE V2PL 90X90X65X1,5 CE HDG	65 mm	90 mm	90 mm	PCE	1 PCS	✓
451461	ANGLE V3 105X105X90X3,0 CE HDG	90 mm	105 mm	105 mm	PCE	1 PCS	✓
451463	ANGLE V4 105X105X90X3,0 CE HDG	90 mm	105 mm	105 mm	PCE	1 PCS	✓
451466	ANGLE V4PL105X105X90X2 CE HDG	90 mm	105 mm	105 mm	PCE	1 PCS	✓

ANGLE BRACKET, STAINLESS ACID PROOF STEEL

AREA OF USE


ESSVE Angle brackets, Type 70, 90 and 105, are designed to use when anchoring crossing frameworks and brackets for framing and between wooden posts as well as ground and wall plates.

DESCRIPTION

Made of 2.0, 2.5 or 3.0 mm hot dip galvanized sheet steel and stainless acid proof steel, A4. The angle brackets are equipped with 5.0 mm holes and larger bolt holes. The angle brackets are available in two designs, with (m) or without (u) reinforcement.

INSTALLATION INSTRUCTIONS

The angle brackets are installed using e.g. ESSVE Anchor nails 4.0 mm or ESSVE Wood connector screws 5.0 mm. Installation can also be carried out using 8.0 or 10 mm bolts. For cross joint use 4-8 nails/screws in the vertical leg and 4-10 in the horizontal. Minimum 1 nail in each outer corner. Always use 2 brackets per joint.



Specification

Main Materials	Stainless steel A4
Corrosion resistance class	C5
Application environment	Outdoors



Standard Pro Pack

Item no	Description	Width	Height	Depth	Packaging	Contents	CE
451469	ANGLE V2 90X90X65X2,5 CE A4	65 mm	90 mm	90 mm	PCE	1 PCS	✓
451472	ANGLE V4 105X105X90X3 CE A4	90 mm	105 mm	105 mm	PCE	1 PCS	✓

ANGLE BRACKET S35

TYPE S35 AND S90, HOT DIP GALVANIZED

AREA OF USE

ESSVE Angle bracket Type S, is designed for use when joining smaller timber dimensions. S35 can also be used when fastening against concrete, lightweight concrete or masonry.

DESCRIPTION

Made of hot dip galvanized steel sheet. Also available to order in stainless acid proof steel, A4. Angle bracket Type S has 5 mm holes. S35 also has a 10 mm hole for bolts.

INSTALLATION INSTRUCTIONS

Angle brackets Type S are installed with e.g. ESSVE Anchor nails 4.0 mm or ESSVE Wood connector screws 5.0 mm. S35 can be installed with appropriate bolt in one leg.



Wood

Specification

Surface treatment	Hot Dip Galvanized
Corrosion resistance class	C2
Application environment	Outdoors



Standard Pro Pack

Item no	Description	Width	Height	Depth	Packaging	Contents
451475	ANGLE S35 50X50X35X2,5 HDG	35 mm	50 mm	50 mm	PCE	1 PCS
451478	ANGLE S35PL 50X50X35X1,5 HDG	35 mm	50 mm	50 mm	PCE	1 PCS
451481	ANGLE S90 60X60X90X3,0 HDG	90 mm	60 mm	60 mm	PCE	1 PCS



ANGLE BRACKET S35 50X50X35X2,0 STAINLESS A4

AREA OF USE

ESSVE Angle bracket Type S, is designed for use when joining smaller timber dimensions. S35 can also be used when fastening against concrete, lightweight concrete or masonry.

DESCRIPTION

Made of hot dip galvanized steel sheet. Also available to order in stainless acid proof steel, A4. Angle bracket Type S has 5 mm holes. S35 also has a 10 mm hole for bolts.

INSTALLATION INSTRUCTIONS

Angle brackets Type S are installed with e.g. ESSVE Anchor nails 4.0 mm or ESSVE Wood connector screws 5.0 mm. S35 can be installed with appropriate bolt in one leg.



Wood

Specification

Main Materials	Stainless steel A4
Corrosion resistance class	C5
Application environment	Outdoors



Standard Pro Pack

Item no	Description	Width	Height	Depth	Packaging	Contents
451484	ANGLE S35 50X50X35X2,0 A4	35 mm	50 mm	50 mm	PCE	1 PCS

ANGLE BRACKET P1

BRACKETS P1/8, P1/10 AND P1/12, HOT DIP GALVANIZED

AREA OF USE

ESSVE Angle bracket P1, is designed for anchoring, among others, timber structures to concrete, lightweight concrete or masonry.

DESCRIPTION

Made of 2.5 mm hot dip galvanized sheet steel and fitted with 5.0 mm holes and one 8.0, 10.0 or 12.0 bolt hole. The corresponding leg has an oval 5x30 hole.

INSTALLATION INSTRUCTIONS

The angle brackets are installed with e.g. ESSVE Anchor nails 4.0 mm or ESSVE Wood connector screws 5.0 mm or with a 6, 8 or 10 mm bolt. The oval 5.0x30 mm slot is intended for use when installing with fixing band.



Concrete



Lightweight concrete



Wood

Specification

Surface treatment	Hot Dip Galvanized
Corrosion resistance class	C2
Application environment	Outdoors



Standard Pro Pack

Item no	Description	Width	Height	Depth	Packaging	Contents	CE
451523	ANGLE P1/8MM 90X60X60X2,5 CE	60 mm	90 mm	60 mm	PCE	1 PCS	✓
451517	ANGLE P1/10MM 90X60X60X2,5 CE	60 mm	90 mm	60 mm	PCE	1 PCS	✓
451520	ANGLE P1/12MM 90X60X60X2,5 CE	60 mm	90 mm	60 mm	PCE	1 PCS	✓

ANGLE BRACKET P2, HOT DIP GALVANIZED

AREA OF USE

ESSVE Angle bracket P1, is designed for anchoring, among others, timber structures to concrete, lightweight concrete or masonry.

DESCRIPTION

Made of 2.5 mm hot dip galvanized sheet steel and fitted with 5.0 mm holes and one 8.0, 10.0 or 12.0 bolt hole. The corresponding leg has an oval 5x30 hole.

INSTALLATION INSTRUCTIONS

The angle brackets are installed with e.g. ESSVE Anchor nails 4.0 mm or ESSVE Wood connector screws 5.0 mm or with a 6, 8 or 10 mm bolt. The oval 5.0x30 mm slot is intended for use when installing with fixing band.



Concrete



Lightweight concrete



Wood

Specification

Surface treatment	Hot Dip Galvanized
Corrosion resistance class	C2
Application environment	Outdoors



Standard Pro Pack

Item no	Description	Width	Height	Depth	Packaging	Contents	CE
451526	ANGLE P2 10MM 90X60X60X2,5 CE	60 mm	90 mm	60 mm	PCE	1 PCS	✓
451529	ANGLE P2 12MM 90X60X60X2,5 CE	60 mm	90 mm	60 mm	PCE	1 PCS	✓

ANGLE BRACKET V9



Concrete



Lightweight concrete



Wood

ANGLE BRACKET V9 70X70X55X3,0

AREA OF USE

ESSVE Angle brackets V10 to P8 are designed for anchoring, among others, framework to concrete, lightweight concrete or masonry.

DESCRIPTION

Made of hot dip galvanized sheet steel and fitted with 5.0 mm holes and bolt hole.

INSTALLATION INSTRUCTIONS

Angle brackets P3 to P8 are installed with e.g. ESSVE Anchor nails 4.0 mm or ESSVE Wood connector screws 5.0 mm or with an appropriate bolt.

Specification

Surface treatment	Hot Dip Galvanized
Corrosion resistance class	C2
Application environment	Outdoors



Standard Pro Pack

Item no	Description	Width	Height	Depth	Packaging	Contents
451544	ANGLE V9 70X70X55X3,0 HDG	55 mm	70 mm	70 mm	PCE	1 PCS



Concrete



Lightweight concrete



Wood

ANGLE BRACKET V10 90X90X40X3,0 EXP

AREA OF USE

ESSVE Angle brackets V10 to P8 are designed for anchoring, among others, framework to concrete, lightweight concrete or masonry.

DESCRIPTION

Made of hot dip galvanized sheet steel and fitted with 5.0 mm holes and bolt hole.

INSTALLATION INSTRUCTIONS

Angle brackets P3 to P8 are installed with e.g. ESSVE Anchor nails 4.0 mm or ESSVE Wood connector screws 5.0 mm or with an appropriate bolt.

Specification

Surface treatment	Hot Dip Galvanized
Corrosion resistance class	C2



Standard Pro Pack

Item no	Description	Width	Height	Depth	Packaging	Contents	CE
451533	ANGLE V10 90X90X40X3,0 HDG	40 mm	90 mm	90 mm	PCE	1 PCS	✓

ANGLE BRACKET V21 160X50X40X3,0 CE

AREA OF USE

ESSVE Angle brackets V10 to P8 are designed for anchoring, among others, framework to concrete, lightweight concrete or masonry.

DESCRIPTION

Made of hot dip galvanized sheet steel and fitted with 5.0 mm holes and bolt hole.

INSTALLATION INSTRUCTIONS

Angle brackets P3 to P8 are installed with e.g. ESSVE Anchor nails 4.0 mm or ESSVE Wood connector screws 5.0 mm or with an appropriate bolt.



Concrete



Lightweight concrete



Wood

Specification

Surface treatment	Hot Dip Galvanized
Corrosion resistance class	C2
Application environment	Outdoors



Standard Pro Pack

Item no	Description	Width	Height	Depth	Packaging	Contents	CE
451543	ANGLE V21 160X50X40X3,0 CE HDG	40 mm	160 mm	50 mm	PCE	1 PCS	✓

ANGLE BRACKET P4 90X35X40X3,0 CE

AREA OF USE

ESSVE Angle brackets V10 to P8 are designed for anchoring, among others, framework to concrete, lightweight concrete or masonry.

DESCRIPTION

Made of hot dip galvanized sheet steel and fitted with 5.0 mm holes and bolt hole.

INSTALLATION INSTRUCTIONS

Angle brackets P3 to P8 are installed with e.g. ESSVE Anchor nails 4.0 mm or ESSVE Wood connector screws 5.0 mm or with an appropriate bolt.



Concrete



Lightweight concrete



Wood

Specification

Surface treatment	Hot Dip Galvanized
Corrosion resistance class	C2
Application environment	Outdoors




Standard Pro Pack

Item no	Description	Width	Height	Depth	Packaging	Contents	CE
451535	ANGLE P4 90X35X40X3,0 CE HDG	40 mm	90 mm	35 mm	PCE	1 PCS	✓



Concrete



Lightweight concrete



Wood

ANGLE BRACKET P8 60X60X60X2,5

AREA OF USE

ESSVE Angle brackets V10 to P8 are designed for anchoring, among others, framework to concrete, lightweight concrete or masonry.

DESCRIPTION

Made of hot dip galvanized sheet steel and fitted with 5.0 mm holes and bolt hole.

INSTALLATION INSTRUCTIONS

Angle brackets P3 to P8 are installed with e.g. ESSVE Anchor nails 4.0 mm or ESSVE Wood connector screws 5.0 mm or with an appropriate bolt.

Specification


Surface treatment	Hot Dip Galvanized
Corrosion resistance class	C2
Application environment	Outdoors



Standard Pro Pack

Item no	Description	Width	Height	Depth	Packaging	Contents
451547	ANGLE P8 60X60X60X2,5 HDG	60 mm	60 mm	60 mm	PCE	1 PCS

MINI ANGLE BRACKET



Wood

MINI ANGLE BRACKET M1 40X40X20X2,0

AREA OF USE

ESSVE Mini angle bracket designed for use when installing small timber dimensions.

DESCRIPTION

Made of 2.0 mm hot dip galvanized sheet steel and fitted with 5.0 mm holes.

INSTALLATION INSTRUCTIONS

The angle brackets are installed with e.g. ESSVE Anchor nails 4.0 mm or ESSVE Wood connector screws 5.0 mm.

Specification

Surface treatment	Hot Dip Galvanized
Corrosion resistance class	C2
Application environment	Outdoors



Standard Pro Pack

Item no	Description	Width	Height	Depth	Packaging	Contents
451550	MINI ANGLE M1 40X40X20X2,0	20 mm	40 mm	40 mm	PCE	1 PCS

MINI ANGLE BRACKET M2 40X40X40X2,0

AREA OF USE

ESSVE Mini angle bracket designed for use when installing small timber dimensions.

DESCRIPTION

Made of 2.0 mm hot dip galvanized sheet steel and fitted with 5.0 mm holes.

INSTALLATION INSTRUCTIONS

The angle brackets are installed with e.g. ESSVE Anchor nails 4.0 mm or ESSVE Wood connector screws 5.0 mm.



Wood

Specification

Surface treatment	Hot Dip Galvanized
Corrosion resistance class	C2
Application environment	Outdoors



Standard Pro Pack

Item no	Description	Width	Height	Depth	Packaging	Contents
451553	MINI ANGLE M2 40X40X40X2,0	40 mm	40 mm	40 mm	PCE	1 PCS

MINI ANGLE BRACKET M3 50X50X40X2,0

AREA OF USE

ESSVE Mini angle bracket designed for use when installing small timber dimensions.

DESCRIPTION

Made of 2.0 mm hot dip galvanized sheet steel and fitted with 5.0 mm holes.

INSTALLATION INSTRUCTIONS

The angle brackets are installed with e.g. ESSVE Anchor nails 4.0 mm or ESSVE Wood connector screws 5.0 mm.



Specification

Surface treatment	Hot Dip Galvanized
Corrosion resistance class	C2
Application environment	Outdoors



Standard Pro Pack

Item no	Description	Width	Height	Depth	Packaging	Contents
451554	MINI ANGLE M3 50X50X40X2,0	40 mm	50 mm	50 mm	PCE	1 PCS



Wood

MINI ANGLE BRACKET M4 60X60X25X2,0

AREA OF USE

ESSVE Mini angle bracket designed for use when installing small timber dimensions.

DESCRIPTION

Made of 2.0 mm hot dip galvanized sheet steel and fitted with 5.0 mm holes.

INSTALLATION INSTRUCTIONS

The angle brackets are installed with e.g. ESSVE Anchor nails 4.0 mm or ESSVE Wood connector screws 5.0 mm.

Specification

Surface treatment	Hot Dip Galvanized
Corrosion resistance class	C2
Application environment	Outdoors



Standard Pro Pack

Item no	Description	Width	Height	Depth	Packaging	Contents
451552	MINI ANGLE M4 60X60X25X2,0	25 mm	60 mm	60 mm	PCE	1 PCS



Wood

MINI ANGLE BRACKET M5 40X60X25X2,0

AREA OF USE

ESSVE Mini angle bracket designed for use when installing small timber dimensions.

DESCRIPTION

Made of 2.0 mm hot dip galvanized sheet steel and fitted with 5.0 mm holes.

INSTALLATION INSTRUCTIONS

The angle brackets are installed with e.g. ESSVE Anchor nails 4.0 mm or ESSVE Wood connector screws 5.0 mm.

Specification

Surface treatment	Hot Dip Galvanized
Corrosion resistance class	C2



Standard Pro Pack

Item no	Description	Width	Height	Depth	Packaging	Contents
451551	MINI ANGLE M5 40X60X25X2,0	25 mm	40 mm	60 mm	PCE	1 PCS

POWER ANGLE BRACKET

POWER ANGLE BRACKET V15 120X90X40X3,0 CE

AREA OF USE

ESSVE Heavy-duty angle brackets are designed for bracing timber joists in large timber dimensions. The angle brackets have different leg lengths and are therefore suitable for many different purposes

DESCRIPTION

Made of 3.0 and 4.0 mm hot dip galvanized sheet steel and fitted with 5.0 mm holes.

INSTALLATION INSTRUCTIONS

The angle brackets are installed with e.g. ESSVE Anchor nails 4.0 mm or ESSVE Wood connector screws 5.0 mm.



Wood

Specification	
Surface treatment	Hot Dip Galvanized
Corrosion resistance class	C3
Application environment	Outdoors



Standard Pro Pack							
Item no	Description	Width	Height	Depth	Packaging	Contents	CE
451556	POWER ANGLE V15 120X90X40X3 CE	40 mm	120 mm	90 mm	PCE	1 PCS	✓

POWER ANGLE BRACKET K2 60X60X40X3,0

AREA OF USE


ESSVE Heavy-duty angle brackets are designed for bracing timber joists in large timber dimensions. The angle brackets have different leg lengths and are therefore suitable for many different purposes

DESCRIPTION

Made of 3.0 and 4.0 mm hot dip galvanized sheet steel and fitted with 5.0 mm holes.

INSTALLATION INSTRUCTIONS

The angle brackets are installed with e.g. ESSVE Anchor nails 4.0 mm or ESSVE Wood connector screws 5.0 mm.




Wood

Specification	
Surface treatment	Hot Dip Galvanized
Corrosion resistance class	C2
Application environment	Outdoors



Standard Pro Pack						
Item no	Description	Width	Height	Depth	Packaging	Contents
451559	POWER ANGLE K2 60X60X40X3,0	40 mm	60 mm	60 mm	PCE	1 PCS



POWER ANGLE BRACKET K3 160X80X60X3,0

AREA OF USE

ESSVE Heavy-duty angle brackets are designed for bracing timber joists in large timber dimensions. The angle brackets have different leg lengths and are therefore suitable for many different purposes

DESCRIPTION

Made of 3.0 and 4.0 mm hot dip galvanized sheet steel and fitted with 5.0 mm holes.

INSTALLATION INSTRUCTIONS

The angle brackets are installed with e.g. ESSVE Anchor nails 4.0 mm or ESSVE Wood connector screws 5.0 mm.

Specification	
Surface treatment	Hot Dip Galvanized
Corrosion resistance class	C2
Application environment	Outdoors



Standard Pro Pack						
Item no	Description	Width	Height	Depth	Packaging	Contents
451562	POWER ANGLE K3 160X80X60X3,0	80 mm	160 mm	80 mm	PCE	1 PCS



POWER ANGLE BRACKET K4 160X80X80X3,0 CE

AREA OF USE

ESSVE Heavy-duty angle brackets are designed for bracing timber joists in large timber dimensions. The angle brackets have different leg lengths and are therefore suitable for many different purposes

DESCRIPTION

Made of 3.0 and 4.0 mm hot dip galvanized sheet steel and fitted with 5.0 mm holes.

INSTALLATION INSTRUCTIONS

The angle brackets are installed with e.g. ESSVE Anchor nails 4.0 mm or ESSVE Wood connector screws 5.0 mm.

Specification	
Surface treatment	Hot Dip Galvanized
Corrosion resistance class	C2
Application environment	Outdoors



Wood



Standard Pro Pack							
Item no	Description	Width	Height	Depth	Packaging	Contents	CE
451565	POWER ANGLE K4 160X80X80X3 CE	80 mm	160 mm	80 mm	PCE	1 PCS	✓

ANGLE BRACKET V12

REINFORCED ANGLE BRACKET V12 94X50X50X3,0 CE

AREA OF USE


ESSVE Combi angle bracket is designed for the installation of cross-laid beams of timber, concrete, lightweight concrete or steel.

DESCRIPTION

Made of 3.0 mm hot dip galvanized sheet steel and fitted with 5.0 mm holes for nails/screws and 14.0 bolt holes. The angle bracket is reinforced.

INSTALLATION INSTRUCTIONS

The angle bracket is installed with e.g. ESSVE Anchor nails 4.0 mm or ESSVE Wood connector screws 5.0 mm or with bolts. Different installation options are possible due to the bracket having different leg lengths.



Concrete



Lightweight concrete



Steel



Wood

Specification

Surface treatment	Hot Dip Galvanized
Corrosion resistance class	C2
Application environment	Outdoors



Standard Pro Pack

Item no	Description	Width	Height	Depth	Packaging	Contents	CE
451568	ANGLE BRACKET V12 94X50X50X3	50 mm	94 mm	50 mm	PCE	1 PCS	✓

REINFORCED ANGLE BRACKET V13 91X52X76X3,0 CE

AREA OF USE

ESSVE Combi angle bracket is designed for the installation of cross-laid beams of timber, concrete, lightweight concrete or steel.

DESCRIPTION

Made of 3.0 mm hot dip galvanized sheet steel and fitted with 5.0 mm holes for nails/screws and 14.0 bolt holes. The angle bracket is reinforced.

INSTALLATION INSTRUCTIONS

The angle bracket is installed with e.g. ESSVE Anchor nails 4.0 mm or ESSVE Wood connector screws 5.0 mm or with bolts. Different installation options are possible due to the bracket having different leg lengths.



Concrete



Lightweight concrete



Steel



Wood


Specification

Surface treatment	Hot Dip Galvanized
Corrosion resistance class	C2
Application environment	Outdoors



Standard Pro Pack

Item no	Description	Width	Height	Depth	Packaging	Contents	CE
451571	ANGLE BRACKET V13 91X52X76X3	76 mm	91 mm	52 mm	PCE	1 PCS	✓



Concrete



Lightweight concrete



Steel



Wood

REINFORCED ANGLE BRACKET V14 91X52X116X3,0 CE

AREA OF USE

ESSVE Combi angle bracket is designed for the installation of cross-laid beams of timber, concrete, lightweight concrete or steel.

DESCRIPTION

Made of 3.0 mm hot dip galvanized sheet steel and fitted with 5.0 mm holes for nails/screws and 14.0 bolt holes. The angle bracket is reinforced.

INSTALLATION INSTRUCTIONS

The angle bracket is installed with e.g. ESSVE Anchor nails 4.0 mm or ESSVE Wood connector screws 5.0 mm or with bolts. Different installation options are possible due to the bracket having different leg lengths.

Specification	
Surface treatment	Hot Dip Galvanized
Corrosion resistance class	C2
Application environment	Outdoors



Standard Pro Pack

Item no	Description	Width	Height	Depth	Packaging	Contents	CE
451574	ANGLEBRACKET V14 91X52X116X3	116 mm	91 mm	52 mm	PCE	1 PCS	✓

EURO ANGLE BRACKET



Wood

EURO ANGLE BRACKET

AREA OF USE

Heavy-duty angle bracket that is used for anchoring larger loads from timber structures against a solid substrate, for example, concrete foundations.

DESCRIPTION

Made of 4.0 mm hot dip galvanized sheet steel, that is galvanised with 55 µm after processing. Equipped with 5.0 mm holes intended for wood connector screws or anchor nails as well as 11.0 mm and 13.5 mm holes for fastening in concrete.

Specification	
Surface treatment	Hot Dip Galvanized
Corrosion resistance class	C3
Application environment	Outdoors



Standard Pro Pack

Item no	Description	Width	Height	Depth	Packaging	Contents	CE
451577	ANGLE EV95 95X90X65X4 CE HDG	65 mm	95 mm	90 mm	PCE	1 PCS	✓
451580	ANGLE EV135 135X90X65X4 CE HDG	65 mm	135 mm	60 mm	PCE	1 PCS	✓
451583	ANGLE EV285 285X90X65X4 CE HDG	65 mm	185 mm	90 mm	PCE	1 PCS	✓

LATH BRACKET

REINFORCED ANGLE BRACKET LV1 80X60X40X2,0 MF CE

AREA OF USE

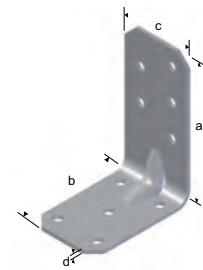
ESSVE Batten angle bracket is designed for anchoring battens in batten frames or anchoring vertical battens against ground plates.

DESCRIPTION

Made of 2.0 mm hot dip galvanized sheet steel with reinforcement and fitted with 5.0 mm holes.

INSTALLATION INSTRUCTIONS

The angle bracket is installed with e.g. ESSVE Anchor nails 4.0 mm or ESSVE Wood connector screws 5.0 mm.



Specification

Surface treatment	Hot Dip Galvanized
Corrosion resistance class	C2
Application environment	Outdoors



Standard Pro Pack

Item no	Description	Width	Height	Depth	Packaging	Contents	CE
451511	ANGLE LV1 80X60X40X2,0 WR CE	40 mm	82 mm	62 mm	PCE	1 PCS	✓

ANGLE BRACKET V11



Wood

NAIL PLATE ANGLE BRACKET V11 67X67X90X2,0

AREA OF USE

ESSVE Angle brackets are designed for use when anchoring intersecting beams or as brackets in basic structures.

DESCRIPTION

Made of 2.0 mm hot dip galvanized sheet steel with reinforcement and fitted with 5.0 mm holes.

INSTALLATION INSTRUCTIONS

The angle bracket is installed with e.g. ESSVE Anchor nails 4.0 mm or ESSVE Wood connector screws 5.0 mm.

Specification

Surface treatment	Hot Dip Galvanized
Corrosion resistance class	C2
Application environment	Outdoors



Standard Pro Pack

Item no	Description	Width	Height	Depth	Packaging	Contents
451514	ANGLE BRACKET V11 67X67X90X2,0	90 mm	67 mm	67 mm	PCE	1 PCS

JOIST ANCHOR

NAIL PLATE ANGLE BRACKET, HOT DIP GALVANIZED

AREA OF USE


ESSVE Nail plate angle bracket is designed for different types of joining of framework structures. The bracket is available with different leg lengths and therefore extremely useful.

DESCRIPTION

Made of 2.5 mm hot dip galvanized sheet steel and fitted with 5.0 mm holes.

INSTALLATION INSTRUCTIONS

The nail plate angle bracket is installed with e.g. ESSVE Anchor nails 4.0 mm or ESSVE Wood connector screws 5.0 mm.



Wood

Specification


Surface treatment	Hot Dip Galvanized
Corrosion resistance class	C2
Application environment	Outdoors



Standard Pro Pack

Item no	Description	Width	Height	Depth	Packaging	Contents
451586	NAIL PLATE ANGLE 40X40X60X2,5	60 mm	40 mm	40 mm	PCE	1 PCS
451589	NAIL PLATE ANGLE 40X60X60X2,5	60 mm	60 mm	40 mm	PCE	1 PCS
451592	NAIL PLATE ANGLE 60X60X40X2,5	40 mm	60 mm	60 mm	PCE	1 PCS
451595	NAIL PLATE ANGLE 60X60X60X2,5	60 mm	60 mm	60 mm	PCE	1 PCS
451598	NAIL PLATE ANGLE 60X60X80X2,5	80 mm	60 mm	60 mm	PCE	1 PCS
451601	NAIL PLATE ANGLE 60X80X60X2,5	60 mm	80 mm	60 mm	PCE	1 PCS
451604	NAIL PLATE ANGLE 80X80X40X2,5	40 mm	80 mm	80 mm	PCE	1 PCS
451607	NAIL PLATE ANGLE 80X80X60X2,5	60 mm	80 mm	80 mm	PCE	1 PCS
451610	NAIL PLATE ANGLE 80X80X80X2,5	80 mm	80 mm	80 mm	PCE	1 PCS
451613	NAIL PLATE ANGLE 100X100X60X2,5	60 mm	100 mm	100 mm	PCE	1 PCS
451616	NAIL PLATE ANGLE 100X100X80X2,5	80 mm	100 mm	100 mm	PCE	1 PCS
451619	NAIL PLATE ANGLE 100X100X100X2,5	100 mm	100 mm	100 mm	PCE	1 PCS

CONCRETE BRACKET



Concrete



Lightweight concrete



Wood

CONCRETE ANGLE BRACKET, HOT DIP GALVANIZED

AREA OF USE

ESSVE Concrete bracket is designed for installing timber structures to concrete, lightweight concrete or masonry. The angle brackets are also suitable for use outdoors.

DESCRIPTION

Made of 6.0 or 8.0 mm hot-dip galvanized steel and are fitted with a 14 mm bolt hole in one leg and a 14x37 mm, oval hole in the other leg

INSTALLATION INSTRUCTIONS

The angle bracket can be installed with appropriate bolts.

Specification

Surface treatment	Hot Dip Galvanized
Corrosion resistance class	C3



Standard Pro Pack

Item no	Description	Width	Height	Depth	Packaging	Contents	CE
451622	CONCRETE ANGLE A 75X75X50X6,0	50 mm	75 mm	75 mm	PCE	1 PCS	✓
451625	CONCRETE ANGLE A 100X75X60X8,0	60 mm	100 mm	75 mm	PCE	1 PCS	✓
451628	CONCRETE ANGLE A 150X75X60X8,0	60 mm	150 mm	75 mm	PCE	1 PCS	✓

RIDGE TIES

OFFSET BRACKET RIGHT AND LEFT, HOT DIP GALVANIZED

AREA OF USE

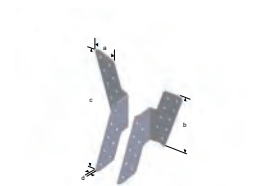
ESSVE Offset bracket is designed for use on all types of simple cross joint, where timber, to a large extent can work freely, without tensioning. This eliminates the risk of cracking.

DESCRIPTION

Made of 2.0 mm hot dip galvanized sheet steel and fitted with 5.0 mm holes. Available in right and left-hand designs.

INSTALLATION INSTRUCTIONS

Connectors are installed using 4.0 mm anchor nails or 5.0 mm wood connector screws. Must be fitted with 2 connectors per cross-joint, diagonally/symmetrically towards each other.



Wood

Specification

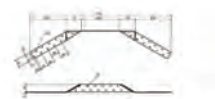
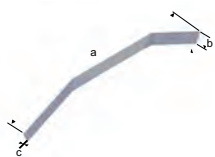
Surface treatment	Hot Dip Galvanized
Corrosion resistance class	C2
Application environment	Outdoors



Standard Pro Pack

Item no	Description	Width	Height	Depth	Packaging	Contents	CE
451280	PURLIN ANCHOR 170 LEFT CE	32 mm	144 mm	100 mm	PCE	1 PCS	✓
451277	PURLIN ANCHOR 170 RIGHT CE	32 mm	144 mm	100 mm	PCE	1 PCS	✓
451289	PURLIN ANCHOR 210 LEFT CE	32 mm	189 mm	100 mm	PCE	1 PCS	✓
451286	PURLIN ANCHOR 210 RIGHT CE	32 mm	189 mm	100 mm	PCE	1 PCS	✓

BEAM STRAP



Wood

BEAM STRAP 756X40X1,5

AREA OF USE

ESSVE Joist strap is designed for use when timber joists are suspended perpendicular to other beams. This when you wish to save height in the joint.

DESCRIPTION

Made of 1.5 mm hot dip galvanized sheet steel and fitted with 5.0 mm holes.

INSTALLATION INSTRUCTIONS

The joist straps are installed over the through beam and are secured with e.g. ESSVE Anchor nails 4.0 mm or ESSVE Wood connector screws 5.0 mm. 2 beam slings must be used per joint.

Specification

Surface treatment	Hot Dip Galvanized
Corrosion resistance class	C2
Application environment	Outdoors



Standard Pro Pack

Item no	Description	Width	Height	Packaging	Contents
451508	BEAM STRAP 756X40X1,5	40 mm	756 mm	PCE	1 PCS

BEAM ANCHOR



BEAM ANCHOR 180, 180X50

AREA OF USE

Used among others for fastening timber structures to steel beams with flanges.

DESCRIPTION

Made of 4.0 mm hot dip galvanized sheet steel. Fitted with 5.0 mm holes. For anchor nails or wood connector screws, and 14.0 mm holes for through bolts.

INSTALLATION INSTRUCTIONS

Installation must be in pairs diagonally over the beam so that a balanced installation is attained.

Specification

Surface treatment	Hot Dip Galvanized
Corrosion resistance class	C2
Application environment	Outdoors



Standard Pro Pack

Item no	Description	Width	Height	Packaging	Contents
451724	BEAM ANCHOR 180, 180X50	50 mm	180 mm	PCE	1 PCS

NAIL PLATES

NAIL PLATES, HOT DIP GALVANIZED

AREA OF USE

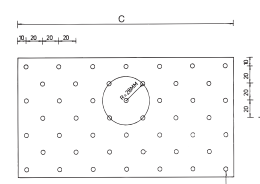
ESSVE Nail plates are designed for use when joining different types of timber structures. Usually used on joints in Roof truss structures.

DESCRIPTION

Made of 1.5 or 2.0 mm Hot dip galvanized sheet steel. Also available to order in stainless acid proof design, A4. The plates are equipped with 5.0 mm holes and the hole pattern follows observes timber standards.

INSTALLATION INSTRUCTIONS

The nail plates are installed using e.g. 4.0 mm anchor nails or 5.0 mm wood connector screws. The connectors can be fully nailed/screwed. If nails/screws, are to be admitted this should be done in the middle of each nail group.



Wood

Specification

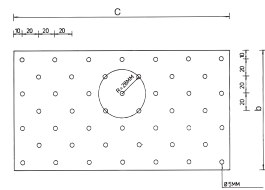
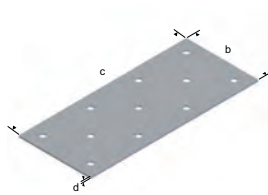
Surface treatment	Hot Dip Galvanized
Corrosion resistance class	C2
Application environment	Outdoors



Standard Pro Pack

Item no	Description	Width	Height	Packaging	Contents	CE
451310	JOINTING PLATE CE 60X140X1,5	60 mm	140 mm	PCE	1 PCS	✓
451313	JOINTING PLATE CE 60X160X1,5	60 mm	160 mm	PCE	1 PCS	✓
451316	JOINTING PLATE CE 60X180X1,5	60 mm	180 mm	PCE	1 PCS	✓
451319	JOINTING PLATE CE 60X200X1,5	60 mm	200 mm	PCE	1 PCS	✓
451322	JOINTING PLATE CE 80X140X1,5	80 mm	140 mm	PCE	1 PCS	✓
451325	JOINTING PLATE CE 80X180X1,5	80 mm	180 mm	PCE	1 PCS	✓
451328	JOINTING PLATE CE 80X220X1,5	80 mm	220 mm	PCE	1 PCS	✓
451331	JOINTING PLATE CE 80X300X1,5	80 mm	300 mm	PCE	1 PCS	✓
451334	JOINTING PLATE CE 100X220X1,5	100 mm	220 mm	PCE	1 PCS	✓
451337	JOINTING PLATE CE 100X240X1,5	100 mm	240 mm	PCE	1 PCS	✓
451340	JOINTING PLATE CE 100X300X1,5	100 mm	300 mm	PCE	1 PCS	✓
451343	JOINTING PLATE CE 100X380X1,5	100 mm	380 mm	PCE	1 PCS	✓
451346	JOINTING PLATE CE 120X220X1,5	120 mm	220 mm	PCE	1 PCS	✓
451349	JOINTING PLATE CE 140X240X1,5	140 mm	240 mm	PCE	1 PCS	✓
451352	JOINTING PLATE CE 140X300X1,5	140 mm	300 mm	PCE	1 PCS	✓
451355	JOINTING PLATE CE 160X180X1,5	160 mm	180 mm	PCE	1 PCS	✓
451358	JOINTING PLATE CE 160X240X1,5	160 mm	240 mm	PCE	1 PCS	✓
451361	JOINTING PLATE CE 160X340X1,5	160 mm	340 mm	PCE	1 PCS	✓
451364	JOINTING PLATE CE 180X220X1,5	180 mm	220 mm	PCE	1 PCS	✓
451373	JOINTING PLATE CE 40X120X2,0	40 mm	120 mm	PCE	1 PCS	✓
451376	JOINTING PLATE CE 40X160X2,0	40 mm	160 mm	PCE	1 PCS	✓
451379	JOINTING PLATE CE 50X200X2,0	50 mm	200 mm	PCE	1 PCS	✓
451382	JOINTING PLATE CE 60X140X2,0	60 mm	140 mm	PCE	1 PCS	✓
451385	JOINTING PLATE CE 60X160X2,0	60 mm	160 mm	PCE	1 PCS	✓
451388	JOINTING PLATE CE 60X200X2,0	60 mm	200 mm	PCE	1 PCS	✓
451391	JOINTING PLATE CE 60X240X2,0	60 mm	240 mm	PCE	1 PCS	✓
451394	JOINTING PLATE CE 80X160X2,0	80 mm	160 mm	PCE	1 PCS	✓
451397	JOINTING PLATE CE 80X200X2,0	80 mm	200 mm	PCE	1 PCS	✓
451400	JOINTING PLATE CE 80X240X2,0	80 mm	240 mm	PCE	1 PCS	✓
451403	JOINTING PLATE CE 80X300X2,0	80 mm	300 mm	PCE	1 PCS	✓
451406	JOINTING PLATE CE 100X140X2,0	100 mm	140 mm	PCE	1 PCS	✓
451409	JOINTING PLATE CE 100X200X2,0	100 mm	200 mm	PCE	1 PCS	✓
451412	JOINTING PLATE CE 100X240X2,0	100 mm	240 mm	PCE	1 PCS	✓
451415	JOINTING PLATE CE 100X300X2,0	100 mm	300 mm	PCE	1 PCS	✓

Item no	Description	Width	Height	Packaging	Contents	CE																									
451418	JOINTING PLATE CE 100X400X2,0	100 mm	400 mm	PCE	1 PCS	✓																									
451421	JOINTING PLATE CE 120X200X2,0	120 mm	200 mm	PCE	1 PCS	✓																									
451424	JOINTING PLATE CE 120X240X2,0	120 mm	240 mm	PCE	1 PCS	✓																									
451427	JOINTING PLATE CE 120X300X2,0	120 mm	300 mm	PCE	1 PCS	✓																									
451430	JOINTING PLATE CE 140X400X2,0	140 mm	400 mm	PCE	1 PCS	✓																									
451433	JOINTING PLATE CE 160X400X2,0	160 mm	400 mm </tr <tr> <td>451436</td> <td>JOINTING PLATE CE 180X400X2,0</td> <td>180 mm</td> <td>400 mm</td> <td>PCE</td> <td>1 PCS</td> <td>✓</td> </tr> <tr> <td>451439</td> <td>JOINTING PLATE CE 200X300X2,0</td> <td>200 mm</td> <td>300 mm</td> <td>PCE</td> <td>1 PCS</td> <td>✓</td> </tr> <tr> <td>451442</td> <td>JOINTING PLATE CE 200X400X2,0</td> <td>200 mm</td> <td>400 mm</td> <td>PCE</td> <td>1 PCS</td> <td>✓</td> </tr> <tr> <td>451445</td> <td>JOINTING PLATE CE 220X1200X2,0</td> <td>220 mm</td> <td>1200 mm</td> <td>PCE</td> <td>1 PCS</td> <td>✓</td> </tr>	451436	JOINTING PLATE CE 180X400X2,0	180 mm	400 mm	PCE	1 PCS	✓	451439	JOINTING PLATE CE 200X300X2,0	200 mm	300 mm	PCE	1 PCS	✓	451442	JOINTING PLATE CE 200X400X2,0	200 mm	400 mm	PCE	1 PCS	✓	451445	JOINTING PLATE CE 220X1200X2,0	220 mm	1200 mm	PCE	1 PCS	✓
451436	JOINTING PLATE CE 180X400X2,0	180 mm	400 mm	PCE	1 PCS	✓																									
451439	JOINTING PLATE CE 200X300X2,0	200 mm	300 mm	PCE	1 PCS	✓																									
451442	JOINTING PLATE CE 200X400X2,0	200 mm	400 mm	PCE	1 PCS	✓																									
451445	JOINTING PLATE CE 220X1200X2,0	220 mm	1200 mm	PCE	1 PCS	✓																									



Wood

NAIL PLATE, STAINLESS ACID PROOF STEEL, A4

AREA OF USE

ESSVE Nail plates are designed for use when joining different types of timber structures. Usually used on joints in Roof truss structures.

DESCRIPTION

Made of 1.5 or 2.0 mm Hot dip galvanized sheet steel. Also available to order in stainless acid proof design, A4. The plates are equipped with 5.0 mm holes and the hole pattern follows observes timber standards.

INSTALLATION INSTRUCTIONS

The nail plates are installed using e.g. 4.0 mm anchor nails or 5.0 mm wood connector screws. The connectors can be fully nailed/screwed. If nails/screws, are to be admitted this should be done in the middle of each nail group.

Specification

Main Materials	Stainless steel A4
Corrosion resistance class	C5
Application environment	Outdoors



Standard Pro Pack

Item no	Description	Width	Height	Packaging	Contents	CE
451367	JOINTING PLATE CE 40X160X1,5 4	40 mm	160 mm	PCE	1 PCS	✓
451370	JOINTING PLATE CE 80X200X1,5 4	80 mm	200 mm	PCE	1 PCS	✓

WIND BRACE STRIP

STRAPPING BAND

AREA OF USE

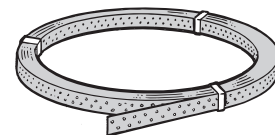
ESSVE Fixing band is designed for stabilising and bracing timber structures.

DESCRIPTION

Made hot dip galvanized sheet steel and fitted with 5.0 mm holes.

INSTALLATION INSTRUCTIONS

The band is installed using e.g. ESSVE Anchor nails 4.0 mm or ESSVE Wood connector screws 5.0 mm. When installing the band must be stretched with ESSVE Strap tensioner and anchored in each joist or truss.



Wood

Specification

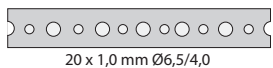

Surface treatment	Hot Dip Galvanized
Corrosion resistance class	C2
Application environment	Outdoors



Standard Pro Pack

Item no	Description	Length	Width	Packaging	Contents	CE
396660995	WIND BRACE STRIP 60X2,0-50M	50 m	60 mm	PCE	50 M	✓
451499	WING BRACE STRIP 40X1,5	25 m	40 mm	PCE	25 M	✓
451496	WING BRACE STRIP 40X2,0	25 m	40 mm	PCE	25 M	✓

PERFORATED STRIP



20 x 1,0 mm Ø6,5/4,0

FIXING BAND

AREA OF USE

ESSVE Fixing band is designed for anchoring/bracing and installation of diverse structures and parts. Dimensions 20x1.0 and 20x1.5 used for basic structures and dimensions 25x2.0 when larger load requirements are to be met.

DESCRIPTION

Made of hot dip galvanized sheet steel and fitted with 4.0 and 5.0 mm holes for nails/screws and 6.5 mm holes.

INSTALLATION INSTRUCTIONS

The band is installed using e.g. ESSVE Anchor nails 4.0 mm or ESSVE Wood connector screws 5.0 mm. The band must be tightened fully during installation, to reach maximum stability.

Specification

Surface treatment	Hot Dip Galvanized
Corrosion resistance class	C2



Standard Pro Pack

Item no	Description	Length	Width	Packaging	Contents	CE
451487	FIXING STRAP 20X1,0 CE 25M	25 mm	20 mm	PCE	25 M	✓
451490	FIXING STRAP 20X1,5 CE 25M	25 mm	20 mm	PCE	25 M	✓
451493	FIXING STRAP 25X2,0 CE 25M	25 mm	25 mm	PCE	25 M	✓

GALVANIZED STRAP

GALVANISED BAND

AREA OF USE


ESSVE Galvanised band is designed for different types of installation, stabilisation and anchoring of timber structures and trusses.

DESCRIPTION

The band is made of cold-rolled, hot dip galvanized sheet steel with different hole patterns and sizes.

INSTALLATION INSTRUCTIONS

The galvanised band is installed using e.g. ESSVE Anchor nails 4.0 mm or ESSVE Wood connector screws 5.0 mm.



Specification

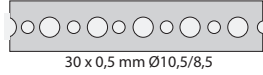
Surface treatment	Hot Dip Galvanized
Corrosion resistance class	C2



Standard Pro Pack

Item no	Description	Length	Width	Packaging	Contents	CE
396660843	GALVANIZED STRAP 12X0,7-10M	10 mm	12 mm	PCE	10 M	
396660508	GALVANIZED STRAP 13X0,7-10M	10 mm	13 mm	PCE	10 M	
5171325	GALVANIZED STRAP 13X0,7-25 M	10 mm	13 mm	PCE	25 M	
396660730	GALVANIZED STRAP 20X0,7-25M	10 mm	20 mm	PCE	25 M	
396660706	GALVANIZED STRAP 20X0,7-10M	10 mm	20 mm	PCE	10 M	
396660805	GALVANIZED STRAP 20X1,0-10M	10 mm	20 mm	PCE	10 M	✓
396660839	GALVANIZED STRAP 25X1,2-25M	25 mm	25 mm	PCE	25 M	✓
396660904	GALVANIZED STRAP 25X1,5-10M	10 mm	25 mm	PCE	10 M	✓
396660938	GALVANIZED STRAP 25X2,0-10M	10 mm	25 mm	PCE	10 M	✓

STAINLESS STEEL STRIP



30 x 0,5 mm Ø10,5/8,5

CONCRETE EYE

AREA OF USE

ESSVE Stainless band designed for different types of installations and mounting in corrosivity category C4, i.e. outdoor environments or areas with high humidity and large amounts of air contamination.

DESCRIPTION

The band is made of stainless steel, SS 2333.

INSTALLATION INSTRUCTIONS

Installed using an appropriate fastener in terms of function and durability. The band 11.5x0.7 mm is suitable e.g. in ESSVE Concrete eyes.

Specification

Main Materials	Stainless steel A2
Corrosion resistance class	C4



Standard Pro Pack

Item no	Description	Length	Width	Packaging	Contents	CE
396661100	STAINLESS STRIP 30X0,5-10M	10 m	30 mm	PCE	10 M	
396661084	STAINLESS STRIP 11,5X0,7-10M	10 m	11,5 mm	PCE	10 M	
396660841	STAINLESS STRIP 30X1,0-10M	10 m	30 mm	PCE	10 M	✓

UNIVERSAL STRIP TUB

UNIVERSAL BAND TUB

AREA OF USE

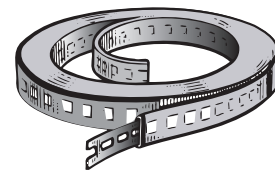
ESSVE TUB band designed for different types of installations and mounting

DESCRIPTION

The band is cold rolled and zinc-plated steel band, coated with UV-stabilised and self-extinguishing polyethylene (PEL). The plastic surrounds the whole band and fills the punched holes. This means moisture can not penetrate the steel when screwed down and is therefore very resistant to corrosion. The band is available in sizes 9x1.6 mm and 13x2 mm.

INSTALLATION INSTRUCTIONS

Installed with appropriate fasteners, depending on the required corrosivity category.



Specification

Surface treatment	White Polyeten
Corrosion resistance class	C1
Application environment	Indoors

C1

Standard Pro Pack

Item no	Description	Length	Width	Packaging	Contents
2703015	UNIVERSAL STRAP TUB 8-10M	10 m	9 mm	PCE	10 M
2704013	UNIVERSAL STRAP TUB12 WHITE	10 m	13 mm	PCE	10 M

IRON STRIP

HOOP IRON STRAP 25X1,0 COATED WITH ZINC 20 MY

AREA OF USE

ESSVE Fixing band designed for different types of simpler installations and mounting.

DESCRIPTION

Made steel and fitted with \varnothing 4.4 mm holes

INSTALLATION INSTRUCTIONS

The fixing band is installed using e.g. ESSVE Anchor nails 4.0 mm or ESSVE Wood connector screws 5.0 mm.



25 x 1,0 mm Ø4,4

Specification

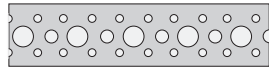
Corrosion resistance class	C2
Application environment	Indoors

C2

Standard Pro Pack

Item no	Description	Length	Width	Packaging	Contents	CE
396660201	HOOP IRON STRAP 25X1,0-10	10 mm	25 mm	PCE	10 M	✓
396660103	HOOP IRON STRAP 25X1,0-150M	10 mm	25 mm	PCE	150 M	✓

BLIND RIVET STRIP



25 x 1,0 mm Ø8,5/6,5/3,2

POP RIVET BAND

AREA OF USE

ESSVE Pop rivet band is designed for different types of installations and mounting.

DESCRIPTION

ESSVE Pop rivet band has hole diameters designed for blind rivets.

INSTALLATION INSTRUCTIONS

Ideally the band used together with blind rivets or other appropriate fasteners.

Specification

Corrosion resistance class	C1
Application environment	Indoors

C1

Standard Pro Pack

Item no	Description	Length	Width	Packaging	Contents
396660300	MOUNTING STRIP 25X0,9 Ø3MM	10 m	25 mm	PCE	10 M
396660409	MOUNTING STRIP 25X0,9 Ø4MM	10 m	25 mm	PCE	10 M

PROFILE STRIP



17 x 1,0 mm Ø7,0

PROFILE STRAP 17X1,0 COATED WITH ZINC 20 MY

AREA OF USE

ESSVE Section band is designed for different types of installations and hanging from suspended ceilings. Used together with e.g. ESSVE Concrete eyes or ESSVE Key anchors.

DESCRIPTION

The band is especially designed for hanging from suspended ceilings.

INSTALLATION INSTRUCTIONS

The band is installed through Concrete eyes or Key anchors, against support bars in suspended ceilings. Locked using suitable fasteners.

Specification

Corrosion resistance class	C1
Application environment	Indoors

C1

Standard Pro Pack

Item no	Description	Length	Width	Packaging	Contents	CE
396661001	PROFILE STRIP 17X1,0-10M	10 m	17 mm	PCE	10 M	✓

STRIP TIGHTENERS

STRAP TENSIONER

AREA OF USE

ESSVE Strap tensioner is used to tighten ESSVE Strapping band 25 to 60 mm in connection with installation.

DESCRIPTION

The strap tensioner is made of steel. It is fitted with a rubber handle for the counterhold and tightening of the strapping band for further working.

INSTALLATION INSTRUCTIONS

The free end of the is inserted into the Strap tensioner and secured with e.g. an Anchor nail. With the Strap tensioner set up on the counterhold, e.g. the side of the batten, the strapping band is tightened and then secured.



Standard Pro Pack

Item no	Description	Packaging	Contents
451502	STRAP TENSIONER	PCE	1 PCS

STANCHION HOLDERS



COLUMN SHOE ADJUSTABLE VHB 75

AREA OF USE

ESSVE Column Shoe Adjustable VHB, is intended for use as a support for pillars and posts that are secured in concrete or stone. The adjustable post base is used when the possibility of height adjustment are required.

DESCRIPTION

ESSVE Column Shoe Adjustable VHB is adjustable both in height and width. 75-115mm in width and 115-165mm in height.

INSTALLATION INSTRUCTIONS

Adjustable post base is installed on concrete/stone an on the post/beam. Height can be adjusted afterwards.

Specification	
Surface treatment	Hot Dip Galvanized
Corrosion resistance class	C3
Application environment	Outdoors



Standard Pro Pack						
Item no	Description	Width	Depth	Packaging	Contents	CE
451652	COLUMN SHOE 75	75 mm	70 mm	PCE	1 PCS	✓



COLUMN SHOE TYPE L, HDG

AREA OF USE

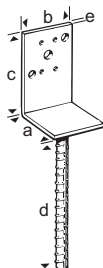
ESSVE Post base Type L, is intended for use as a support of pillars and posts that are secured in concrete or stone.

DESCRIPTION

Made of 4.0 steel and with a support leg of rebar, Ø16 mm. The post base is zinc plated.

INSTALLATION INSTRUCTIONS

Post base is cast in concrete or stone. The pillar or post is secured in the post base using suitable screws depending on the load.



Specification	
Corrosion resistance class	C3
Application environment	Outdoors



Standard Pro Pack							
Item no	Description	Length	Width	Height	Depth	Packaging	Contents
951651	COLUMN SHOE L 75X70X110X4,0 HG	200 mm	70 mm	110 mm	75 mm	PCE	1 PCS

COLUMN SHOE TYPE A 110X70X5,0/250 HDG

AREA OF USE

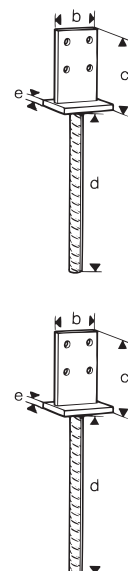
ESSVE Post base Type A, is intended for use as a support of pillars and posts that are secured in concrete or stone.

DESCRIPTION

Made of 5.0 steel with a support leg of rebar, $\varnothing 16$ mm. The post base is zinc plated.

INSTALLATION INSTRUCTIONS

Post base is cast in concrete or stone. The pillar or post is secured in the post base using suitable screws depending on the load.



Specification

Corrosion resistance class	C3
Application environment	Outdoors



Standard Pro Pack

Item no	Description	Length	Width	Height	Packaging	Contents
751641	COLUMN SHOE A 110X70X5,0 HDG	250 mm	70 mm	110 mm	PCE	1 PCS



POST BASE TYPE U, ZINC-PLATED

AREA OF USE

ESSVE Post base Type U, is intended for use as a support of pillars and posts that are secured in concrete or stone.

DESCRIPTION

It is U-shaped, made of 4.0 and 5.0 mm steel and with a support leg of rebar, Ø16 and Ø20 mm. The post base is zinc plated.

INSTALLATION INSTRUCTIONS

Post base is cast in concrete or stone. Max. 50 mm of rebar may protrude over the surface of the concrete. The pillar or post is secured in the post base using suitable screws depending on the load.

Specification

Corrosion resistance class	C3
Application environment	Outdoors



Standard Pro Pack

Item no	Description	Length	Width	Height	Depth	Packaging	Contents	CE
451631	COLUMN SHOE U 50X40X100/200 CE	200 mm	50 mm	100 mm	40 mm	PCE	1 PCS	✓
451634	COLUMN SHOE U 90X70X117,5/200	200 mm	90 mm	117,5 mm	70 mm	PCE	1 PCS	✓
451635	COLUMN SHOE U 90X90X142,5 CE	200 mm	90 mm	136 mm	90 mm	PCE	1 PCS	✓
451637	COLUMN SHOE U 96X70X114,5/200	200 mm	96 mm	114,5 mm	70 mm	PCE	1 PCS	✓
451640	COLUMN SHOE U 100X70/200 CE	200 mm	100 mm	112,5 mm	70 mm	PCE	1 PCS	✓
451643	COLUMN SHOE U 100X90/200 CE	200 mm	100 mm	137,5 mm	90 mm	PCE	1 PCS	✓
451646	COLUMN SHOE U 115X90X180/200	200 mm	115 mm	180 mm	90 mm	PCE	1 PCS	✓
451649	COLUMN SHOE U 140X90X200/200	200 mm	140 mm	200 mm	90 mm	PCE	1 PCS	✓
951626	COLUMN SHOE U 100X70X112,5/200	200 mm	100 mm	112,5 mm	70 mm	PCE	1 PCS	
951630	COLUMN SHOE U 100X90X137,5/200	200 mm	100 mm	137,5 mm	90 mm	PCE	1 PCS	
951649	COLUMN SHOE U 148X90X117/250	200 mm	148 mm	117 mm	90 mm	PCE	1 PCS	
951615	COLUMN SHOE U 45X40X102,5/200	200 mm	45 mm	102,5 mm	40 mm	PCE	1 PCS	
951616	COLUMN SHOE U 50X40X100/200	200 mm	50 mm	100 mm	40 mm	PCE	1 PCS	
951621	COLUMN SHOE U 70X70X127,5/200	200 mm	70 mm	127,5 mm	70 mm	PCE	1 PCS	
951622	COLUMN SHOE U 75X70X125/200	200 mm	75 mm	125 mm	70 mm	PCE	1 PCS	
951625	COLUMN SHOE U 96X70X114,5/200	200 mm	96 mm	114,5 mm	70 mm	PCE	1 PCS	

ADJUSTABLE POST BASE TYPE B2, ZINC-PLATED

AREA OF USE

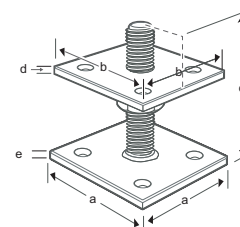
ESSVE Adjustable post base, type B2 low, is intended for use as a support of pillars and posts that are secured in concrete or stone. The adjustable post base is used when the possibility of height adjustment is required.

DESCRIPTION

Adjustable post base Type B2 low consists of two square plates, one welded M20 bolt and a nut. The base plate 90x90 mm has a thickness of 6 mm and has 4 x Ø11.0 mm holes in each corner. In the centre of the plate is the welded M20 bolt. The upper plate 80x80 mm has a thickness of 8 mm and has 4 x Ø8.5 mm holes. Adjustable post base Type B2 low is designed for installation under pillars and posts against concrete/stone substrate. Adjustable 40 mm, i.e. between 35 and 75 mm from the concrete surface to the lower edge of the pillar/post.

INSTALLATION INSTRUCTIONS

The centre of the post is predrilled with 20 mm and to a depth of min 120 mm. Adjustable Post base Type B2 low is installed on concrete/stone plate and on the post end with 4 bolts in each part before assembly.



Specification

Surface treatment	Hot Dip Galvanized
Corrosion resistance class	C3
Application environment	Outdoors



Standard Pro Pack

Item no	Description	Width	Height	Depth	Packaging	Contents	CE
451655	COLUMN SHOE 90X90X100 CE	90 mm	100 mm	90 mm	PCE	1 PCS	✓
951646	COLUMN SHOE 90X90X100 HDG	90 mm	100 mm	90 mm	PCE	1 PCS	



ADJUSTABLE POST BASE TYPE BH, ZINC-PLATED

AREA OF USE

ESSVE Adjustable post base, type BH high, is intended for use as a support of pillars and posts that are secured in concrete or stone. The adjustable post base is used when the possibility of height adjustment is required.

DESCRIPTION

Adjustable post base Type BH high consists of two square plates, one welded M16 bolt and a low nut and a long nut. The plates have a thickness of 6 mm and has 4 x Ø11.0 mm holes in each corner. In the centre of the base plate is the welded M16 bolt. Adjustable post base Type BH high is designed for installation under pillars and posts against concrete/stone substrate. The intermediate support leg is adjustable 40 mm, i.e. between 115 and 165 mm from the concrete surface to the lower edge of the pillar/post.

INSTALLATION INSTRUCTIONS

Adjustable Post base Type BH high is installed on concrete/stone plate and on the post end with 4 bolts in each part before assembly.

Specification	
Surface treatment	Hot Dip Galvanized
Corrosion resistance class	C3
Application environment	Outdoors



Standard Pro Pack						
Item no	Description	Width	Depth	Packaging	Contents	CE
451658	COLUMN SHOE 100X100X115/165 CE	100 mm	100 mm	PCE	1 PCS	✓
951645	COLUMN SHOE 100X100X6/115	100 mm	100 mm	PCE	1 PCS	

ADJUSTABLE POST BASE TYPE UJ, ZINC-PLATED

AREA OF USE

ESSVE Adjustable post base, type UJ, is intended for use as a support of pillars and posts that are secured in concrete or stone. The adjustable post base is used when the possibility of height adjustment is required.

DESCRIPTION

Adjustable Post base Type UJ is U-shaped and made of 4.0 mm steel. The base consists of a welded M16-bolt, long nut, low nut and support leg of rebar $\varnothing 16$ mm fitted with an top M16 thread. The U-shaped section is equipped with nail/screw holes $\varnothing 5.0$ mm and $\varnothing 11.0$ bolt holes and/or $\varnothing 13.5$ mm according to the table below. The support leg is adjustable 50 mm, i.e. between 115 and 165 mm. The post base is zinc plated.

INSTALLATION INSTRUCTIONS

Adjustable Post base Type UJ is cast in concrete or stone. The pillar or post is secured in the post base using suitable screws depending on the load.



Specification

Surface treatment	Hot Dip Galvanized
Corrosion resistance class	C3
Application environment	Outdoors



Standard Pro Pack

Item no	Description	Length	Width	Height	Depth	Packaging	Contents
951647	COLUMN SHOE 50X40X100X4/200	200 mm	50 mm	100 mm	40 mm	PCE	1 PCS
951648	COLUMN SHOE 75X70X125X4/200	200 mm	75 mm	125 mm	70 mm	PCE	1 PCS
951643	COLUMN SHOE 100X70X112,5X4/200	200 mm	100 mm	112,5 mm	70 mm	PCE	1 PCS

TOE ANCHOR



POST TIE, HOT DIP GALVANIZED

AREA OF USE

ESSVE Post tie is intended for anchoring posts and frames to foundations or concrete structures.

DESCRIPTION

The post tie is made of hot dip galvanized steel. The upper part of the Post tie is equipped with two bolt holes and the lower part forms a fork for optimal fastening when cast in e.g. concrete.

INSTALLATION INSTRUCTIONS

The post tie is cast with the split part in the concrete. The post or framework is mounted using two bolts in the existing holes.

Specification

Surface treatment	Hot Dip Galvanized
Corrosion resistance class	C3
Application environment	Outdoors



Standard Pro Pack

Item no	Description	Length	Width	Packaging	Contents
951680	COLUMN ANCHORSTRAP 400X30X6 HG	400 mm	30 mm	PCE	1 PCS
951682	COLUMN ANCHORSTRAP 500X40X8 HG	500 mm	40 mm	PCE	1 PCS



POST TIE ROUND, HOT DIP GALVANIZED

AREA OF USE

The post tie round is used to support posts. The post tie must be secured on both sides of the post.

DESCRIPTION

The post tie is made of 5 mm steel, which after production is hot-dip galvanised with 55 µm zinc.

INSTALLATION INSTRUCTIONS

One end of the post tie is designed to be anchored in concrete. Anchoring in concrete or rock can be carried out using a chemical anchor compound, e.g. ECM (item no. 302228). Anchoring in the post must be carried out using through bolts, or heavy-duty wood screws.

Specification

Surface treatment	Hot Dip Galvanized
Corrosion resistance class	C3
Application environment	Outdoors



Standard Pro Pack

Item no	Description	Length	Width	Packaging	Contents
451660	COLUMN ANCHORSTRAP 350X30X5HDG	350 mm	30 mm	PCE	1 PCS
451662	COLUMN ANCHORSTRAP 450X30X5HDG	450 mm	30 mm	PCE	1 PCS

STEEL CLAMP

POST SPIKE, HOT DIP GALVANIZED

AREA OF USE

ESSVE Post spike designed for anchoring fence posts and basic timber structures. A simpler alternative to Post bases.

DESCRIPTION

Made of 2.0 mm hot dip galvanized sheet steel and fitted with 4 x Ø11.0 mm holes.

INSTALLATION INSTRUCTIONS

The post spike is driven into the ground. A suitably sized wooden block is used as a driving block to facilitate installation. The wooden posts are screwed in position using suitable screws in the four holes.



Specification

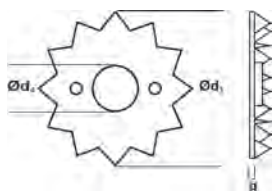
Surface treatment	Hot Dip Galvanized
Corrosion resistance class	C3
Application environment	Outdoors

C3

Standard Pro Pack

Item no	Description	Length	Width	Depth	Packaging	Contents
951683	POST SUPPORT 46X46X2,0/600	600 mm	46 mm	46 mm	PCE	1 PCS
951684	POST SUPPORT 51X51X2,0/600	600 mm	51 mm	51 mm	PCE	1 PCS
951688	POST SUPPORT 71X71X2,0/750	750 mm	71 mm	71 mm	PCE	1 PCS
951690	POST SUPPORT 76X76X2,0/750	750 mm	76 mm	76 mm	PCE	1 PCS
951693	POST SUPPORT 96X96X2,0/750	750 mm	96 mm	96 mm	PCE	1 PCS
451691	POST SUPPORT 101X101X2,0/900	900 mm	101 mm	101 mm	PCE	1 PCS
451673	POST SUPPORT 51X101X2,0/750	750 mm	101 mm	51 mm	PCE	1 PCS

TIMBER CONNECTOR



TIMBER CONNECTOR SINGEL SIDED, HDG

AREA OF USE

Timber connector singel sided, is designed to increase the load transfer in a screw joint by pressing the teeth of the washer into the wood over a larger surface and thereby increasing the possibility of taking up greater pressure and tensile load. Use as wood against wood alt. wood against steel.

DESCRIPTION

The timber connector single is made of steel with hot dip galvanized coating for outdoor use. The timber connector single has folded tags on one side.

INSTALLATION INSTRUCTIONS

The timber connector is used in wooden structures where the washers are pressed into the wood during assembly. Then screw and nut are used to pull the application together.

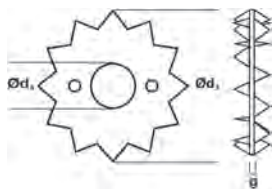
Specification

Surface treatment	Hot Dip Galvanized
Corrosion resistance class	C2
Application environment	Outdoors



Standard Pro Pack

Item no	Description	Packaging	Contents	CE
451804	TIMBER CON SING 12,4X62 HDG	BU4	50 PCS	✓
451806	TIMBER CON SING 16,4X75 HDG	BU4	50 PCS	✓



TIMBER CONNECTOR, DOUBLE SIDED, HDG

AREA OF USE

The timber connector is designed to increase the load transfer in a screw joint by pressing the teeth of the washer into the wood over a larger surface and thereby increasing the possibility of taking up greater pressure and tensile load. Use as wood against wood

DESCRIPTION

The timber connector is made of steel with hot dip galvanized coating for outdoor use. The timber connector double has folded tags on both sides.

INSTALLATION INSTRUCTIONS

The timber connector are used in wooden structures where the tags are pressed into the wood during assembly. The double-sided washer is used between two wood parts, thus providing a strong lock between the details. The joint is tightened with screw and nut.

Specification

Surface treatment	Hot Dip Galvanized
Corrosion resistance class	C2



Standard Pro Pack

Item no	Description	Packaging	Contents	CE
451808	TIMBER CON DOUBLE 17X50 HDG	BU4	50 PCS	✓
451810	TIMBER CON DOUBLE 21X62 HDG	BU4	25 PCS	✓
451812	TIMBER CON DOUBLE 26X75 HDG	BU4	25 PCS	✓

BOLTS AND NUTS

SCREWS	499
NUT	516
WASHER	525
THREADED ROD	531
STUD BOLT	535
LOOP AND HOOK	536

SYMBOLS

INDOOR

C1

Electro zinc plated, fosfated
corrosivity C1

C2

Hot dip galvanized
corrosivity C2

OUTDOOR

C3

Hot dip galvanized
corrosivity C3

C4

Anti-corrosion treated
corrosivity C4

STAINLESS

A2

Stainless steel A2

A4

Stainless steel, acid proof A4



Indoors/Outdoors, Indoors,
Outdoors



Paintable, Not paintable

MATERIALS



Wood



Drywall



Board



Lightweight concrete



Concrete



Hollow brick



Brick



Natural stone



Hollow core element



Steel



Stainless steel



Aluminium

HEXAGON HEAD SCREWS

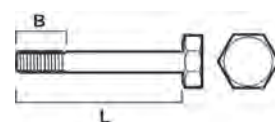
HEXAGON HEAD BOLTS, FULLY/PARTLY THREADED, ISO 4014/4017, ELECTRO ZINC PLATED

AREA OF USE

Hexagon head bolts are intended for mounting steel or wooden components together with nuts and washers, or directly in threaded holes together with washers.

INSTALLATION INSTRUCTIONS

In order for a bolted joint to work correctly and be able to counter static and varying loads for long periods the bolts must be preloaded, for example, by tightening with a given torque. Preloading must normally be held to such a level that the combined load in the bolt does not exceed the bolt material's tensile yield limit. For the correct installation of hexagon head bolt grade 8.8 to be correct a flat washer of at least HV200 hardness should be used.



Specification

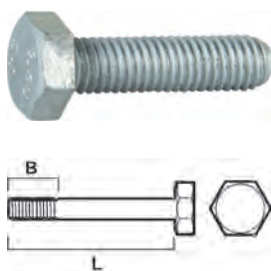
Surface treatment	Zinc plated
Corrosion resistance class	C1
Application environment	Indoors

C1

Standard Pro Pack

Item no	Metric thread	Length	Thread length	Socket	Packaging	Contents
61069171	M6	16 mm	16 mm	10 mm	102	50 PCS
61069188	M6	20 mm	20 mm	10 mm	102	50 PCS
61069195	M6	25 mm	25 mm	10 mm	102	50 PCS
61068679	M6	30 mm	18 mm	10 mm	202	50 PCS
61068686	M6	40 mm	18 mm	10 mm	202	50 PCS
61068693	M6	50 mm	18 mm	10 mm	202	50 PCS
61068709	M6	60 mm	18 mm	10 mm	202	50 PCS
61068716	M6	70 mm	18 mm	10 mm	202	50 PCS
61068723	M6	80 mm	18 mm	10 mm	203	50 PCS
61068725	M6	100 mm	18 mm	10 mm	203	50 PCS
61068727	M6	120 mm	18 mm	10 mm	204	50 PCS
61069201	M8	16 mm	16 mm	13 mm	202	50 PCS
61069218	M8	20 mm	20 mm	13 mm	202	50 PCS
61069225	M8	25 mm	25 mm	13 mm	202	50 PCS
61069232	M8	30 mm	30 mm	13 mm	202	50 PCS
61068730	M8	40 mm	22 mm	13 mm	202	50 PCS
61068747	M8	50 mm	22 mm	13 mm	203	50 PCS
61068754	M8	60 mm	22 mm	13 mm	203	50 PCS
61068761	M8	70 mm	22 mm	13 mm	204	50 PCS
61068778	M8	80 mm	22 mm	13 mm	204	25 PCS
61068785	M8	100 mm	22 mm	13 mm	204	25 PCS
61068792	M8	120 mm	22 mm	13 mm	204	25 PCS
61069249	M10	25 mm	25 mm	16 mm	202	50 PCS
61068808	M10	30 mm	30 mm	16 mm	203	50 PCS
61068815	M10	40 mm	26 mm	16 mm	203	50 PCS
61068822	M10	50 mm	26 mm	16 mm	204	50 PCS
61068839	M10	60 mm	26 mm	16 mm	204	50 PCS
61068841	M10	70 mm	26 mm	16 mm	203	25 PCS
61068846	M10	80 mm	26 mm	16 mm	203	25 PCS
61068853	M10	100 mm	26 mm	16 mm	204	25 PCS
61068860	M10	120 mm	26 mm	16 mm	204	25 PCS
61068862	M10	130 mm	32 mm	16 mm	204	25 PCS
61068864	M10	150 mm	32 mm	16 mm	204	25 PCS
61068868	M10	180 mm	32 mm	16 mm	206	25 PCS
61069256	M12	20 mm	20 mm	18 mm	203	25 PCS

Item no	Metric thread	Length	Thread length	Socket	Packaging	Contents
61069263	M12	30 mm	30 mm	18 mm	203	25 PCS
61069270	M12	40 mm	40 mm	18 mm	203	25 PCS
61068877	M12	50 mm	30 mm	18 mm	203	25 PCS
61068884	M12	60 mm	30 mm	18 mm	204	25 PCS
61068886	M12	70 mm	30 mm	18 mm	204	25 PCS
61068891	M12	80 mm	30 mm	18 mm	204	25 PCS
61068907	M12	100 mm	30 mm	18 mm	204	20 PCS
61068914	M12	120 mm	30 mm	18 mm	204	20 PCS
61068916	M12	150 mm	36 mm	18 mm	204	20 PCS
61068918	M12	180 mm	36 mm	18 mm	206	20 PCS
61068920	M12	200 mm	49 mm	18 mm	206	20 PCS
61069287	M16	50 mm	50 mm	24 mm	203	10 PCS
61069294	M16	60 mm	60 mm	24 mm	203	10 PCS
61068921	M16	70 mm	38 mm	24 mm	203	10 PCS
61068938	M16	80 mm	38 mm	24 mm	203	10 PCS
61068945	M16	100 mm	38 mm	24 mm	203	10 PCS
61068952	M16	120 mm	38 mm	24 mm	204	10 PCS



HEXAGON HEAD BOLTS, FULLY-/PART THREADED, ISO 4014/4017, HOT DIP GALVANIZED

AREA OF USE

Hexagon head bolts are intended for mounting steel or wooden components together with nuts and washers, or directly in threaded holes together with washers.

INSTALLATION INSTRUCTIONS

In order for a bolted joint to work correctly and be able to counter static and varying loads for long periods the bolts must be preloaded, for example, by tightening with a given torque. Preloading must normally be held to such a level that the combined load in the bolt does not exceed the bolt material's tensile yield limit. For the correct installation of hexagon head bolt grade 8.8 to be correct a flat washer of at least HV200 hardness should be used.

Specification

Surface treatment	Hot Dip Galvanized
Corrosion resistance class	C3
Application environment	Outdoors



Standard Pro Pack

Item no	Metric thread	Length	Thread length	Socket	Packaging	Contents
61090083	M8	30 mm	30 mm	13 mm	202	50 PCS
61090085	M8	40 mm	22 mm	13 mm	202	50 PCS
61090087	M8	50 mm	22 mm	13 mm	203	50 PCS
61090089	M8	60 mm	22 mm	13 mm	203	50 PCS
61090091	M8	70 mm	22 mm	13 mm	204	50 PCS
61090093	M10	30 mm	30 mm	16 mm	203	50 PCS
61090095	M10	40 mm	26 mm	16 mm	203	50 PCS
61090097	M10	50 mm	26 mm	16 mm	203	50 PCS
61090099	M10	60 mm	26 mm	16 mm	204	50 PCS
61090101	M10	70 mm	26 mm	16 mm	203	25 PCS
61090103	M10	80 mm	26 mm	16 mm	203	25 PCS
61090105	M10	100 mm	26 mm	16 mm	204	25 PCS
61090107	M10	120 mm	26 mm	16 mm	204	25 PCS
61090109	M10	130 mm	32 mm	16 mm	204	25 PCS
61090111	M10	150 mm	32 mm	16 mm	206	25 PCS
61090113	M10	180 mm	32 mm	16 mm	206	25 PCS
61090115	M12	30 mm	30 mm	18 mm	203	50 PCS
61090117	M12	40 mm	40 mm	18 mm	204	25 PCS

Item no	Metric thread	Length	Thread length	Socket	Packaging	Contents
61090119	M12	50 mm	30 mm	18 mm	203	25 PCS
61090121	M12	60 mm	30 mm	18 mm	204	25 PCS
61090123	M12	70 mm	30 mm	18 mm	204	25 PCS
61090125	M12	80 mm	30 mm	18 mm	204	25 PCS
61090127	M12	100 mm	30 mm	18 mm	204	20 PCS
61090129	M12	120 mm	30 mm	18 mm	204	20 PCS
61090131	M12	150 mm	36 mm	18 mm	204	20 PCS
61090133	M12	180 mm	36 mm	18 mm	206	20 PCS
61090135	M12	200 mm	36 mm	18 mm	206	20 PCS
61090137	M16	40 mm	40 mm	24 mm	204	25 PCS
61090139	M16	50 mm	50 mm	24 mm	203	10 PCS
61090141	M16	60 mm	60 mm	24 mm	203	10 PCS
61090143	M16	70 mm	38 mm	24 mm	203	10 PCS
61090145	M16	80 mm	38 mm	24 mm	203	10 PCS
61090147	M16	100 mm	38 mm	24 mm	203	10 PCS
61090149	M16	120 mm	38 mm	24 mm	204	10 PCS

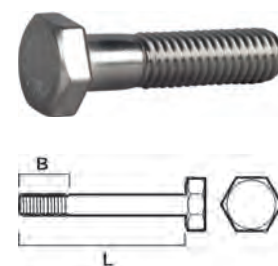
HEXAGON HEAD BOLTS, FULLY/PARTLY THREADED, DIN 931, STAINLESS STEEL ACID PROOF A4-70

AREA OF USE

Hexagon head bolts are intended for mounting steel or wooden components together with nuts and washers, or directly in threaded holes together with washers.

INSTALLATION INSTRUCTIONS

In order for a bolted joint to work correctly and be able to counter static and varying loads for long periods the bolts must be preloaded, for example, by tightening with a given torque. Preloading must normally be held to such a level that the combined load in the bolt does not exceed the bolt material's tensile yield limit.



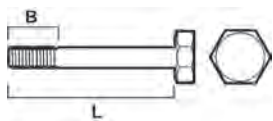
Specification

Main Materials	Stainless steel A4
Corrosion resistance class	C5
Application environment	Outdoors

A4

Standard Pro Pack

Item no	Metric thread	Length	Thread length	Head height	Socket	Packaging	Contents
10002022	M6	110 mm	18 mm	4	10 mm	203	50 PCS
10002023	M6	120 mm	18 mm	4	10 mm	204	70 PCS



HEXAGON HEAD BOLTS, PARTLY THREADED, DIN 931, STAINLESS STEEL ACID PROOF A4-80

AREA OF USE

Hexagon head bolts are intended for mounting steel or wooden components together with nuts and washers, or directly in threaded holes together with washers.

INSTALLATION INSTRUCTIONS

In order for a bolted joint to work correctly and be able to counter static and varying loads for long periods the bolts must be preloaded, for example, by tightening with a given torque. Preloading must normally be held to such a level that the combined load in the bolt does not exceed the bolt material's tensile yield limit.

Specification

Main Materials	Stainless steel A4
Corrosion resistance class	C5
Application environment	Outdoors

A4

Standard Pro Pack

Item no	Metric thread	Length	Thread length	Head height	Socket	Packaging	Contents
61091113	M6	40 mm	18 mm	4	10 mm	202	50 PCS
10002018	M6	70 mm	18 mm	4	10 mm	202	50 PCS
10002019	M6	80 mm	18 mm	4	10 mm	203	50 PCS
10002020	M6	90 mm	18 mm	4	10 mm	203	50 PCS
10002021	M6	100 mm	18 mm	4	10 mm	203	50 PCS
10002029	M8	70 mm	22 mm	5,3	13 mm	203	50 PCS
10002031	M8	80 mm	22 mm	5,3	13 mm	203	40 PCS
10002032	M8	90 mm	22 mm	5,3	13 mm	203	40 PCS
10002033	M8	100 mm	22 mm	5,3	13 mm	203	40 PCS
10002034	M8	110 mm	22 mm	5,3	13 mm	203	40 PCS
10002035	M8	120 mm	22 mm	5,3	13 mm	204	50 PCS
10002036	M8	140 mm	28 mm	5,3	13 mm	204	50 PCS
10002041	M10	80 mm	26 mm	6,4	17 mm	203	25 PCS
10002042	M10	90 mm	26 mm	6,4	17 mm	203	25 PCS
10002043	M10	100 mm	26 mm	6,4	17 mm	203	25 PCS
10002044	M10	110 mm	26 mm	6,4	17 mm	203	20 PCS
10002045	M10	120 mm	26 mm	6,4	17 mm	204	25 PCS
10002046	M10	140 mm	32 mm	6,4	17 mm	204	25 PCS
10002047	M10	160 mm	32 mm	6,4	17 mm	206	25 PCS
10002051	M12	70 mm	30 mm	7,5	19 mm	204	25 PCS
10002052	M12	80 mm	30 mm	7,5	19 mm	204	25 PCS
10002053	M12	90 mm	30 mm	7,5	19 mm	204	25 PCS
10002054	M12	100 mm	30 mm	7,5	19 mm	204	20 PCS
10002055	M12	110 mm	30 mm	7,5	19 mm	204	20 PCS
10002056	M12	120 mm	30 mm	7,5	19 mm	204	20 PCS
10002057	M12	140 mm	36 mm	7,5	19 mm	204	20 PCS
10002058	M12	150 mm	36 mm	7,5	19 mm	204	15 PCS

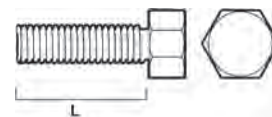
HEXAGON HEAD BOLTS, FULLY THREADED, DIN 933, STAINLESS STEEL ACID PROOF A4-80

AREA OF USE

Hexagon head bolts are intended for mounting steel or wooden components together with nuts and washers, or directly in threaded holes together with washers.

INSTALLATION INSTRUCTIONS

In order for a bolted joint to work correctly and be able to counter static and varying loads for long periods the bolts must be preloaded, for example, by tightening with a given torque. Preloading must normally be held to such a level that the combined load in the bolt does not exceed the bolt material's tensile yield limit.



Specification

Main Materials	Stainless steel A4
Corrosion resistance class	C5
Application environment	Outdoors

A4

Standard Pro Pack

Item no	Metric thread	Length	Thread length	Head height	Socket	Packaging	Contents
10002002	M5	20 mm	20 mm	3,5	8 mm	202	100 PCS
10002006	M5	30 mm	30 mm	3,5	8 mm	202	50 PCS
10002007	M5	40 mm	40 mm	3,5	8 mm	202	50 PCS
10002008	M5	50 mm	50 mm	3,5	8 mm	202	50 PCS
10002009	M5	60 mm	60 mm	3,5	8 mm	202	50 PCS
10002010	M5	70 mm	70 mm	3,5	8 mm	202	50 PCS
10002011	M5	80 mm	80 mm	3,5	8 mm	203	50 PCS
10002012	M6	16 mm	16 mm	4	10 mm	202	100 PCS
10002013	M6	20 mm	20 mm	4	10 mm	202	100 PCS
10002014	M6	30 mm	30 mm	4	10 mm	202	50 PCS
10002015	M6	40 mm	40 mm	4	10 mm	202	50 PCS
10002016	M6	50 mm	50 mm	4	10 mm	202	50 PCS
10002017	M6	60 mm	60 mm	4	10 mm	202	50 PCS
10002024	M8	20 mm	20 mm	5,3	13 mm	202	50 PCS
10002025	M8	30 mm	30 mm	5,3	13 mm	202	50 PCS
10002026	M8	40 mm	40 mm	5,3	13 mm	202	50 PCS
10002027	M8	50 mm	50 mm	5,3	13 mm	203	50 PCS
10002028	M8	60 mm	60 mm	5,3	13 mm	203	50 PCS
10002037	M10	30 mm	30 mm	6,4	17 mm	203	50 PCS
10002038	M10	40 mm	40 mm	6,4	17 mm	203	50 PCS
10002039	M10	50 mm	50 mm	6,4	17 mm	203	50 PCS
10002040	M10	60 mm	60 mm	6,4	17 mm	204	50 PCS
10002048	M12	40 mm	40 mm	7,5	19 mm	203	25 PCS
10002049	M12	50 mm	50 mm	7,5	19 mm	203	25 PCS
10002050	M12	60 mm	60 mm	7,5	19 mm	203	25 PCS



HEXAGON HEAD BOLTS WITH NUT, ELECTRO ZINC PLATED

AREA OF USE

Hexagon head bolts are intended for mounting steel or wooden components together with nuts and washers, or directly in threaded holes together with washers.

INSTALLATION INSTRUCTIONS

In order for a bolted joint to work correctly and be able to counter static and varying loads for long periods the bolts must be preloaded, for example, by tightening with a given torque. Preloading must normally be held to such a level that the combined load in the bolt does not exceed the bolt material's tensile yield limit. For the correct installation of hexagon head bolt grade 8.8 to be correct a flat washer of at least HV200 hardness should be used.

Specification

Surface treatment	Zinc plated
Corrosion resistance class	C1
Application environment	Indoors



Small Pack

Item no	Metric thread	Length	Thread length	Socket	Packaging	Contents
540006	M6	40 mm	18 mm	10 mm	PC	4 PCS
540010	M6	40 mm	18 mm	10 mm	PC	4 PCS
540014	M6	40 mm	18 mm	10 mm	PC	4 PCS
540020	M8	25 mm	25 mm	13 mm	PC	4 PCS
540024	M8	40 mm	22 mm	13 mm	PC	4 PCS
540028	M8	60 mm	22 mm	13 mm	PC	2 PCS
540032	M8	80 mm	22 mm	13 mm	PC	2 PCS
540034	M8	100 mm	18 mm	13 mm	PC	2 PCS
540040	M10	30 mm	30 mm	16 mm	PC	2 PCS
540044	M10	50 mm	26 mm	16 mm	PC	2 PCS
540050	M10	90 mm	26 mm	16 mm	PC	2 PCS
540052	M10	100 mm	26 mm	16 mm	PC	2 PCS
540054	M10	120 mm	26 mm	16 mm	PC	2 PCS

MACHINE SCREW COUNTERSUNK HEAD

MACHINE SCREW COUNTERSUNK HEAD, DIN 965, ELECTRO ZINC PLATED

AREA OF USE

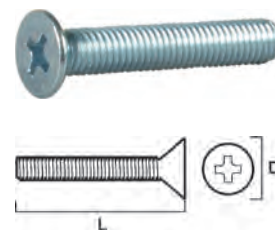
Machine screws are used for all types of installations where a fully threaded metric screw is required.

DESCRIPTION

The screw is produced in hardened carbon steel in grade 4.8 with bright zinc plated surface treatment. The screw has a round head with a PH bit drive.

INSTALLATION INSTRUCTIONS

In order for a bolted joint to work correctly and be able to counter static and varying loads for long periods the bolts must be preloaded, for example, by tightening with a given torque. Preloading must normally be held to such a level that the combined load in the bolt does not exceed the bolt material's tensile yield limit. For the correct installation of a machine screw grade 4.8 to be correct a flat washer of at least HV140 hardness should be used.



Specification

Surface treatment	Zinc plated
Corrosion resistance class	C1
Application environment	Indoors

C1

Standard Pro Pack

Item no	Metric thread	Diameter	Length	Diameter of head	Thread length	Type of bits	Packaging	Contents
61069379	M3	3 mm	6 mm	5,6 mm	6 mm	PH2	102	400 PCS
61069386	M3	3 mm	10 mm	5,6 mm	10 mm	PH2	102	200 PCS
61069393	M3	3 mm	16 mm	5,6 mm	16 mm	PH2	102	200 PCS
61069409	M3	3 mm	20 mm	5,6 mm	20 mm	PH2	102	200 PCS
61069416	M3	3 mm	30 mm	5,6 mm	30 mm	PH2	202	200 PCS
61069423	M4	4 mm	20 mm	7,5 mm	20 mm	PH2	202	200 PCS
61069430	M4	4 mm	30 mm	7,5 mm	30 mm	PH2	202	200 PCS
61069447	M5	5 mm	20 mm	9,2 mm	20 mm	PH2	202	200 PCS
61069454	M5	5 mm	30 mm	9,2 mm	30 mm	PH2	202	200 PCS
61069461	M5	5 mm	40 mm	9,2 mm	40 mm	PH2	202	100 PCS
61069478	M6	6 mm	20 mm	11 mm	20 mm	PH3	202	200 PCS
61069485	M6	6 mm	30 mm	11 mm	30 mm	PH3	202	100 PCS
61069492	M6	6 mm	40 mm	11 mm	40 mm	PH3	202	50 PCS
61069508	M6	6 mm	50 mm	11 mm	50 mm	PH3	202	50 PCS



MACHINE SCREW COUNTERSUNK HEAD, DIN 965, ELECTRO ZINC PLATED

AREA OF USE

Machine screws are used for all types of installations where a fully threaded metric screw is required.

DESCRIPTION

The screw is produced in hardened carbon steel in grade 4.8 with bright zinc plated surface treatment. The screw has a round head with a PH bit drive.

INSTALLATION INSTRUCTIONS

In order for a bolted joint to work correctly and be able to counter static and varying loads for long periods the bolts must be preloaded, for example, by tightening with a given torque. Preloading must normally be held to such a level that the combined load in the bolt does not exceed the bolt material's tensile yield limit. For the correct installation of a machine screw grade 4.8 to be correct a flat washer of at least HV140 hardness should be used.

Specification

Surface treatment	Zinc plated
Corrosion resistance class	C1
Application environment	Indoors

C1

Small Pack

Item no	Metric thread	Diameter	Length	Diameter of head	Thread length	Type of bits	Packaging	Contents
530062	M4	4 mm	30 mm	7,5 mm	30 mm	PH2	PC	12 PCS
530064	M5	5 mm	20 mm	9,2 mm	20 mm	PH2	PC	12 PCS
530068	M5	5 mm	40 mm	9,2 mm	40 mm	PH2	PC	8 PCS
530070	M5	5 mm	60 mm	9,2 mm	60 mm	PH2	PC	6 PCS
530080	M6	6 mm	30 mm	11 mm	30 mm	PH3	PC	8 PCS
530082	M6	6 mm	40 mm	11 mm	40 mm	PH3	PC	8 PCS
530084	M6	6 mm	60 mm	11 mm	60 mm	PH3	PC	6 PCS

MACHINE SCREW PAN HEAD

MACHINE SCREW PAN HEAD, DIN 7985, ELECTRO ZINC PLATED

AREA OF USE


Machine screws are used for all types of installations where a fully threaded metric screw is required.

DESCRIPTION

The screw is produced in hardened carbon steel in grade 4.8 with bright zinc plated surface treatment. The screw has a round head with a PH bit drive.

INSTALLATION INSTRUCTIONS

In order for a bolted joint to work correctly and be able to counter static and varying loads for long periods the bolts must be preloaded, for example, by tightening with a given torque. Preloading must normally be held to such a level that the combined load in the bolt does not exceed the bolt material's tensile yield limit. For the correct installation of a machine screw grade 4.8 to be correct a flat washer of at least HV140 hardness should be used.



Specification

Surface treatment	Zinc plated
Corrosion resistance class	C1
Application environment	Indoors

C1

Standard Pro Pack

Item no	Metric thread	Length	Diameter of head	Thread length	Type of bits	Packaging	Contents
61069515	M3	6 mm	6 mm	6 mm	PH2	102	400 PCS
61069522	M3	10 mm	6 mm	10 mm	PH2	102	200 PCS
61069539	M3	16 mm	6 mm	16 mm	PH2	102	200 PCS
61069546	M3	20 mm	6 mm	20 mm	PH2	102	200 PCS
61069553	M3	25 mm	6 mm	25 mm	PH2	102	200 PCS
61069560	M3	30 mm	6 mm	30 mm	PH2	202	200 PCS
61069577	M3	40 mm	6 mm	40 mm	PH2	202	200 PCS
61069584	M4	10 mm	8 mm	10 mm	PH2	102	200 PCS
61069591	M4	12 mm	8 mm	12 mm	PH2	102	200 PCS
61069607	M4	16 mm	8 mm	16 mm	PH2	202	200 PCS
61069614	M4	20 mm	8 mm	20 mm	PH2	202	200 PCS
61069621	M4	30 mm	8 mm	30 mm	PH2	202	200 PCS
61069638	M4	40 mm	8 mm	40 mm	PH2	202	200 PCS
61069645	M5	12 mm	10 mm	12 mm	PH2	202	200 PCS
61069652	M5	16 mm	10 mm	16 mm	PH2	202	200 PCS
61069669	M5	20 mm	10 mm	20 mm	PH2	202	200 PCS
61069676	M5	25 mm	10 mm	25 mm	PH2	202	100 PCS
61069683	M5	30 mm	10 mm	30 mm	PH2	202	100 PCS
61069690	M5	40 mm	10 mm	40 mm	PH2	202	100 PCS
61069706	M6	16 mm	12 mm	16 mm	PH3	202	100 PCS
61069713	M6	20 mm	12 mm	20 mm	PH3	202	100 PCS
61069720	M6	25 mm	12 mm	25 mm	PH3	202	100 PCS
61069737	M6	30 mm	12 mm	30 mm	PH3	202	50 PCS
61069744	M6	40 mm	12 mm	40 mm	PH3	202	50 PCS
61069751	M6	50 mm	12 mm	50 mm	PH3	202	50 PCS



MACHINE SCREW PAN HEAD WITH NUT, DIN 7985, ELECTRO ZINC PLATED

DESCRIPTION

MRX = Cylindrical star head. Bright zinc plated or stainless steel.

Specification

Surface treatment	Zinc plated
Corrosion resistance class	C1
Application environment	Indoors

C1

Small Pack

Item no	Metric thread	Length	Thread length	Type of bits	Packaging	Contents
530002	M3	20 mm	20 mm	PH1	PC	15 PCS
530010	M4	12 mm	12 mm	PH2	PC	15 PCS
530012	M4	20 mm	20 mm	PH2	PC	15 PCS
530014	M4	25 mm	25 mm	PH2	PC	12 PCS
530016	M4	30 mm	30 mm	PH2	PC	12 PCS
530018	M4	40 mm	40 mm	PH2	PC	10 PCS
530020	M5	12 mm	12 mm	PH2	PC	12 PCS
530022	M5	20 mm	20 mm	PH2	PC	12 PCS
530026	M5	30 mm	30 mm	PH2	PC	10 PCS
530028	M5	40 mm	40 mm	PH2	PC	10 PCS
530032	M5	60 mm	60 mm	PH2	PC	5 PCS
530034	M5	80 mm	80 mm	PH2	PC	5 PCS
530036	M6	20 mm	20 mm	PH3	PC	10 PCS
530038	M6	30 mm	30 mm	PH3	PC	8 PCS
530040	M6	40 mm	40 mm	PH3	PC	8 PCS
530042	M6	50 mm	50 mm	PH3	PC	6 PCS
530044	M6	60 mm	60 mm	PH3	PC	5 PCS
530046	M6	80 mm	80 mm	PH3	PC	5 PCS



MACHINE SCREW PAN HEAD WITH NUT, DIN 7985, STAINLESS STEEL ACID PROOF A4

Specification

Main Materials	Stainless steel A4
Corrosion resistance class	C5

A4

Small Pack

Item no	Metric thread	Length	Thread length	Type of bits	Packaging	Contents
550282	M3	20 mm	20 mm	PH1	PC	10 PCS
550290	M4	12 mm	12 mm	PH2	PC	8 PCS
550294	M4	20 mm	20 mm	PH2	PC	8 PCS
550298	M4	30 mm	30 mm	PH2	PC	6 PCS
550302	M5	20 mm	20 mm	PH2	PC	6 PCS
550304	M5	30 mm	30 mm	PH2	PC	6 PCS
550306	M5	50 mm	50 mm	PH2	PC	6 PCS
550310	M6	20 mm	20 mm	PH3	PC	6 PCS
550312	M6	30 mm	30 mm	PH3	PC	4 PCS
550313	M6	50 mm	50 mm	PH3	PC	4 PCS
550315	M6	80 mm	80 mm	PH3	PC	4 PCS

MASHINE SCREW RAISED COUNTERSUNK HEAD

MACHINE SCREW RAISED COUNTERSUNK HEAD WITH NUT, STAINLESS STEEL ACID PROOF A4



Specification


Main Materials	Stainless steel A4
Corrosion resistance class	C5
Application environment	Outdoors

A4

Small Pack

Item no	Metric thread	Length	Diameter of head	Thread length	Type of bits	Packaging	Contents
550200	M3	10 mm	5,5 mm	8,4 mm	PH1	PC	12 PCS
550202	M3	20 mm	5,5 mm	18,4 mm	PH1	PC	10 PCS
550210	M4	12 mm	7,4 mm	9,8 mm	PH2	PC	8 PCS
550212	M4	16 mm	7,4 mm	13,8 mm	PH2	PC	8 PCS
550214	M4	20 mm	7,4 mm	17,8 mm	PH2	PC	8 PCS
550216	M4	25 mm	7,4 mm	22,8 mm	PH2	PC	8 PCS
550222	M5	20 mm	9,1 mm	17,5 mm	PH2	PC	6 PCS
550224	M5	30 mm	9,1 mm	27,5 mm	PH2	PC	6 PCS
550226	M5	40 mm	9,1 mm	37,5 mm	PH2	PC	4 PCS
550228	M5	50 mm	9,1 mm	47,5 mm	PH2	PC	2 PCS
550242	M6	30 mm	10,8 mm	27 mm	PH3	PC	4 PCS
550244	M6	40 mm	10,8 mm	37 mm	PH3	PC	4 PCS
550246	M6	50 mm	10,8 mm	47 mm	PH3	PC	4 PCS
550248	M6	80 mm	10,8 mm	77 mm	PH3	PC	2 PCS

CARRIAGE BOLT



CARRIAGE BOLT, BRIGHT ZINC PLATED

AREA OF USE

Carriage bolts, also known as round head square neck bolts, are used in timber structures together with a nut and washer where you need an installation without a protruding head.

DESCRIPTION

The Carriage bolt is bright zinc plated for use indoors, and hot dip galvanized for use outdoors. The Carriage bolt is made of steel grade 4.6.

INSTALLATION INSTRUCTIONS

Install in pre-drilled holes that are slightly larger than the bolt diameter. Knock in the Carriage bolt so that the square neck sinks into the timber. Now fit the nut and washer and tighten to a suitable torque. As the Carriage bolt is designed for installation in wood there are no details concerning tightening torque.

Specification

Surface treatment	Zinc plated
Corrosion resistance class	C1
Application environment	Indoors

C1

Standard Pro Pack

Item no	Metric thread	Length	Diameter of head	Thread length	Packaging	Contents
61090001	M6	30 mm	16 mm	18 mm	202	50 PCS
61090003	M6	40 mm	16 mm	18 mm	202	50 PCS
61090005	M6	50 mm	16 mm	18 mm	203	50 PCS
61090007	M6	60 mm	16 mm	18 mm	203	50 PCS
61090009	M6	70 mm	16 mm	18 mm	203	50 PCS
61090011	M8	30 mm	20 mm	22 mm	203	50 PCS
61090013	M8	40 mm	20 mm	22 mm	203	50 PCS
61069836	M8	50 mm	20 mm	22 mm	203	50 PCS
61090015	M8	50 mm	20 mm	22 mm	203	50 PCS
61090017	M8	60 mm	20 mm	22 mm	204	50 PCS
61090019	M8	70 mm	20 mm	22 mm	204	50 PCS
61090021	M8	80 mm	20 mm	22 mm	304	50 PCS
61090023	M8	90 mm	20 mm	22 mm	304	50 PCS
61090025	M8	100 mm	20 mm	22 mm	203	25 PCS
61090027	M8	120 mm	20 mm	26 mm	204	25 PCS
61090029	M10	70 mm	24 mm	26 mm	304	50 PCS
61090031	M10	80 mm	24 mm	26 mm	203	25 PCS
61090033	M10	100 mm	24 mm	26 mm	304	25 PCS
61090035	M10	120 mm	24 mm	26 mm	304	25 PCS
61090037	M10	140 mm	24 mm	32 mm	304	25 PCS

CARRIAGE BOLT, HOT DIP GALVANIZED

AREA OF USE


Carriage bolts, also known as round head square neck bolts, are used in timber structures together with a nut and washer where you need an installation without a protruding head.

DESCRIPTION

The Carriage bolt is bright zinc plated for use indoors, and hot dip galvanized for use outdoors. The Carriage bolt is made of steel grade 4.6.

INSTALLATION INSTRUCTIONS

Install in pre-drilled holes that are slightly larger than the bolt diameter. Knock in the Carriage bolt so that the square neck sinks into the timber. Now fit the nut and washer and tighten to a suitable torque. As the Carriage bolt is designed for installation in wood there are no details concerning tightening torque.



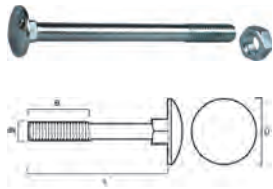
Specification

Surface treatment	Hot Dip Galvanized
Corrosion resistance class	C3
Application environment	Outdoors

C3

Standard Pro Pack

Item no	Metric thread	Length	Diameter of head	Thread length	Packaging	Contents
61090039	M8	40 mm	20 mm	22 mm	203	50 PCS
61090041	M8	50 mm	20 mm	22 mm	203	50 PCS
61090040	M8	60 mm	20 mm	22 mm	204	50 PCS
61090043	M8	70 mm	20 mm	22 mm	204	50 PCS
61090045	M8	80 mm	20 mm	22 mm	304	50 PCS
61090047	M8	100 mm	20 mm	22 mm	203	25 PCS
61090049	M8	120 mm	20 mm	22 mm	204	25 PCS
61090051	M10	70 mm	24 mm	26 mm	304	50 PCS
61090053	M10	80 mm	24 mm	26 mm	203	25 PCS
61090055	M10	100 mm	24 mm	26 mm	304	25 PCS
61090057	M10	110 mm	24 mm	26 mm	304	25 PCS
61090059	M10	120 mm	24 mm	26 mm	304	25 PCS
61090061	M10	140 mm	24 mm	32 mm	304	25 PCS
61090063	M10	160 mm	24 mm	32 mm	206	20 PCS
61090065	M10	180 mm	24 mm	32 mm	206	20 PCS
61090067	M12	80 mm	30 mm	30 mm	304	20 PCS
61090069	M12	90 mm	30 mm	30 mm	304	20 PCS
61090071	M12	100 mm	30 mm	30 mm	304	20 PCS
61090073	M12	110 mm	30 mm	30 mm	304	20 PCS
61090075	M12	120 mm	30 mm	30 mm	304	20 PCS
61090077	M12	150 mm	30 mm	36 mm	204	10 PCS
61090079	M12	180 mm	30 mm	36 mm	206	10 PCS
61090081	M12	200 mm	30 mm	36 mm	206	10 PCS



CARRIAGE BOLT WITH NUT, ELECTRO ZINC PLATED, DIY PACK

AREA OF USE

Carriage bolts also known as round head square neck bolts are used in timber structures together with a nut and washer where you need an installation without a protruding head.

DESCRIPTION

Carriage bolt is bright zinc plated for use indoors. The carriage bolt is made of steel grade 4.6.

INSTALLATION INSTRUCTIONS

Install in pre-drilled holes that are slightly larger than the bolt diameter. Knock in the Carriage bolt so that the square neck sinks into the timber. Now fit the nut and washer and tighten to a suitable torque. As the Carriage bolt is designed for installation in wood there are no details concerning tightening torque.

Specification

Surface treatment	Zinc plated
Corrosion resistance class	C1
Application environment	Indoors



Small Pack

Item no	Metric thread	Length	Diameter of head	Thread length	Packaging	Contents
540102	M6	30 mm	16 mm	18 mm	PC	4 PCS
540106	M6	50 mm	16 mm	18 mm	PC	4 PCS
540110	M6	70 mm	16 mm	18 mm	PC	4 PCS
540112	M6	100 mm	16 mm	18 mm	PC	4 PCS
540124	M8	50 mm	20 mm	22 mm	PC	4 PCS
540128	M8	70 mm	20 mm	22 mm	PC	2 PCS
540132	M8	100 mm	20 mm	22 mm	PC	2 PCS
540134	M8	120 mm	20 mm	22 mm	PC	2 PCS
540136	M8	150 mm	20 mm	28 mm	PC	2 PCS
540146	M10	80 mm	24 mm	26 mm	PC	2 PCS
540148	M10	100 mm	24 mm	26 mm	PC	2 PCS
540150	M10	120 mm	24 mm	32 mm	PC	2 PCS
540152	M10	150 mm	24 mm	32 mm	PC	2 PCS
540156	M12	120 mm	30 mm	36 mm	PC	2 PCS
540158	M12	130 mm	30 mm	36 mm	PC	2 PCS
540160	M12	150 mm	30 mm	36 mm	PC	2 PCS

CARRIAGE BOLT, STAINLESS STEEL ACID PROOF A4-70

AREA OF USE

Carriage bolts, also known as round head square neck bolts, are used in timber structures together with a nut and washer where you need an installation without a protruding head.

DESCRIPTION

The Carriage bolt is made of stainless steel acid proof A4 for use outdoors.

INSTALLATION INSTRUCTIONS

Install in pre-drilled holes that are slightly larger than the bolt diameter. Knock in the Carriage bolt so that the square neck sinks into the timber. Now fit the nut and washer and tighten to a suitable torque. As the Carriage bolt is designed for installation in wood there are no details concerning tightening torque.



Specification

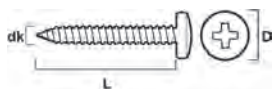
Main Materials	Stainless steel A4
Corrosion resistance class	C5

A4

Standard Pro Pack

Item no	Metric thread	Length	Diameter of head	Thread length	Head height	Packaging	Contents
10002059	M6	30 mm	16 mm	18 mm	3,88	202	50 PCS
10002060	M6	40 mm	16 mm	18 mm	3,88	202	50 PCS
10002061	M6	50 mm	16 mm	18 mm	3,88	202	50 PCS
10002062	M6	60 mm	16 mm	18 mm	3,88	203	50 PCS
10002063	M6	70 mm	16 mm	18 mm	3,88	203	50 PCS
10002064	M6	80 mm	16 mm	18 mm	3,88	203	50 PCS
10002065	M6	90 mm	16 mm	18 mm	3,88	203	50 PCS
10002066	M6	100 mm	16 mm	18 mm	3,88	203	50 PCS
10002067	M6	110 mm	16 mm	18 mm	3,88	204	50 PCS
10002068	M6	120 mm	16 mm	18 mm	3,88	204	50 PCS
10002070	M8	40 mm	20 mm	22 mm	4,88	203	70 PCS
10002071	M8	50 mm	20 mm	22 mm	4,88	203	70 PCS
10002072	M8	60 mm	20 mm	22 mm	4,88	203	50 PCS
10002073	M8	70 mm	20 mm	22 mm	4,88	203	40 PCS
10002074	M8	80 mm	20 mm	22 mm	4,88	203	35 PCS
10002075	M8	90 mm	20 mm	22 mm	4,88	203	30 PCS
10002076	M8	100 mm	20 mm	22 mm	4,88	203	30 PCS
10002077	M8	110 mm	20 mm	22 mm	4,88	204	30 PCS
10002078	M8	120 mm	20 mm	22 mm	4,88	204	30 PCS
10002079	M8	140 mm	20 mm	28 mm	4,88	204	30 PCS
10002080	M10	60 mm	24 mm	26 mm	5,38	203	25 PCS
10002081	M10	70 mm	24 mm	26 mm	5,38	203	25 PCS
10002082	M10	80 mm	24 mm	26 mm	5,38	203	25 PCS
10002083	M10	90 mm	24 mm	26 mm	5,38	203	20 PCS
10002084	M10	100 mm	24 mm	26 mm	5,38	203	20 PCS
10002085	M10	110 mm	24 mm	26 mm	5,38	204	20 PCS
10002086	M10	120 mm	24 mm	26 mm	5,38	204	20 PCS
10002087	M10	140 mm	24 mm	32 mm	5,38	204	20 PCS
10002088	M10	160 mm	24 mm	32 mm	5,38	206	20 PCS
10002089	M10	180 mm	24 mm	32 mm	5,38	206	15 PCS
10002090	M10	220 mm	24 mm	32 mm	5,38	206	15 PCS
10002091	M12	80 mm	30 mm	30 mm	6,95	203	15 PCS
10002092	M12	90 mm	30 mm	30 mm	6,95	204	15 PCS
10002093	M12	100 mm	30 mm	30 mm	6,95	204	15 PCS
10002094	M12	110 mm	30 mm	30 mm	6,95	204	15 PCS
10002095	M12	140 mm	30 mm	36 mm	6,95	204	10 PCS
10002096	M12	160 mm	30 mm	36 mm	6,95	206	10 PCS
10002097	M12	180 mm	30 mm	36 mm	6,95	206	10 PCS
10002098	M12	220 mm	30 mm	36 mm	6,95	206	10 PCS

SELF TAPPING SCREW RXS



TAPPING SCREW RXS, BRIGHT ZINK PLATED

AREA OF USE

Self-tapping screw with sharp tip for mounting sheet metal indoors.

DESCRIPTION

The screw is made of hardened steel with a bright zinc plated surface. Pan head with PZ bit fit. Manufactured according to ISO 7049.

Specification

Surface treatment	Zinc plated
Corrosion resistance class	C1
Application environment	Indoors

C1

Standard Pro Pack

Item no	Diameter	Length	Diameter of head	Thread length	Type of bits	Packaging	Contents
61070047	3,5 mm	9,5 mm	6,9 mm	9,5 mm	PZ2	102	200 PCS
61070016	3,5 mm	13 mm	6,9 mm	13 mm	PZ2	102	200 PCS
61070023	3,5 mm	16 mm	6,9 mm	16 mm	PZ2	102	200 PCS
61070030	3,5 mm	19 mm	6,9 mm	19 mm	PZ2	102	200 PCS
61070139	4,2 mm	9,5 mm	8,2 mm	9,5 mm	PZ2	102	200 PCS
61070054	4,2 mm	13 mm	8,2 mm	13 mm	PZ2	102	200 PCS
61070078	4,2 mm	16 mm	8,2 mm	16 mm	PZ2	102	200 PCS
61070085	4,2 mm	22 mm	8,2 mm	22 mm	PZ2	202	200 PCS
61070108	4,2 mm	25 mm	8,2 mm	25 mm	PZ2	202	200 PCS
61070115	4,2 mm	32 mm	8,2 mm	32 mm	PZ2	202	200 PCS
61070146	4,8 mm	13 mm	9,5 mm	13 mm	PZ2	202	200 PCS
61070153	4,8 mm	16 mm	9,5 mm	16 mm	PZ2	202	200 PCS
61070177	4,8 mm	19 mm	9,5 mm	19 mm	PZ2	202	200 PCS



TAPPING SCREW RXS, BRIGHT ZINK PLATED

AREA OF USE

Self-tapping screw with sharp tip for mounting sheet metal indoors.

DESCRIPTION

The screw is made of hardened steel with a bright zinc plated surface. Pan head with PZ bit fit. Manufactured according to ISO 7049.

Specification

Surface treatment	Zinc plated
Corrosion resistance class	C1
Application environment	Indoors

C1

Small Pack

Item no	Diameter	Length	Diameter of head	Thread length	Type of bits	Packaging	Contents
532002	3,5 mm	9,5 mm	6,9 mm	9,5 mm	PZ2	PC	12 PCS
532010	4,2 mm	13 mm	8,2 mm	13 mm	PZ2	PC	12 PCS
532016	4,2 mm	25 mm	8,2 mm	25 mm	PZ2	PC	10 PCS
532020	4,8 mm	13 mm	9,5 mm	13 mm	PZ2	PC	10 PCS
532024	4,8 mm	19 mm	9,5 mm	19 mm	PZ2	PC	10 PCS
532026	4,8 mm	25 mm	9,5 mm	25 mm	PZ2	PC	8 PCS

TAPPING SCREW, STAINLESS STEEL ACID PROOF A4**AREA OF USE**

Self-tapping screw with sharp tip for mounting sheet metal indoors.

DESCRIPTION

The screw is made of stainless steel A4 for very exposed environments. Pan head with PZ bit fit. Manufactured according to ISO 7049.

**Specification**

Main Materials	Stainless steel A4
Corrosion resistance class	C5
Application environment	Outdoors

A4**Small Pack**

Item no	Diameter	Length	Diameter of head	Thread length	Type of bits	Packaging	Contents
550070	3,5 mm	9,5 mm	6,9 mm	9,5 mm	PZ2	PC	15 PCS
550071	3,5 mm	13 mm	6,9 mm	13 mm	PZ2	PC	15 PCS
550072	3,5 mm	16 mm	6,9 mm	16 mm	PZ2	PC	15 PCS
550078	3,5 mm	32 mm	6,9 mm	32 mm	PZ2	PC	15 PCS
550080	4,2 mm	13 mm	8,2 mm	13 mm	PZ2	PC	15 PCS
550084	4,2 mm	19 mm	8,2 mm	19 mm	PZ2	PC	12 PCS
550086	4,2 mm	25 mm	8,2 mm	25 mm	PZ2	PC	12 PCS
550088	4,2 mm	32 mm	8,2 mm	32 mm	PZ2	PC	12 PCS
550092	4,2 mm	50 mm	8,2 mm	50 mm	PZ2	PC	12 PCS
550100	4,8 mm	13 mm	9,5 mm	13 mm	PZ2	PC	12 PCS
550102	4,8 mm	19 mm	9,5 mm	19 mm	PZ2	PC	10 PCS
550104	4,8 mm	25 mm	9,5 mm	25 mm	PZ2	PC	8 PCS
550106	4,8 mm	32 mm	9,5 mm	32 mm	PZ2	PC	8 PCS
550108	4,8 mm	38 mm	9,5 mm	38 mm	PZ2	PC	6 PCS
550110	4,8 mm	50 mm	9,5 mm	50 mm	PZ2	PC	8 PCS
550120	5,5 mm	19 mm	9,5 mm	19 mm	PZ3	PC	8 PCS
550122	5,5 mm	25 mm	10,8 mm	25 mm	PZ3	PC	8 PCS
550124	5,5 mm	32 mm	10,8 mm	32 mm	PZ3	PC	6 PCS
550126	5,5 mm	50 mm	10,8 mm	50 mm	PZ3	PC	6 PCS

HEXAGON NUT



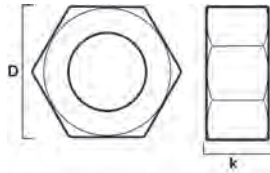
HEXAGON NUT, ISO 4032, BRIGHT ZINC PLATED

AREA OF USE

Hexagon nuts are intended for mounting steel or wooden components together with a threaded bolt.

DESCRIPTION

The nut is made of steel with bright zinc plated surface treatment for indoor use. It is manufactured in accordance with strength class 8. In design DIN 934.



Specification

Surface treatment	Zinc plated
Corrosion resistance class	C1
Application environment	Indoors

C1

Standard Pro Pack

Item no	Metric thread	Socket	Packaging	Contents
61068495	M3	5,5 mm	102	200 PCS
61068501	M4	7 mm	102	100 PCS
61068518	M5	8 mm	102	100 PCS
61068525	M6	10 mm	102	100 PCS
61068532	M8	13 mm	202	100 PCS
61068549	M10	16 mm	202	50 PCS
61068556	M12	18 mm	202	50 PCS
61068563	M16	24 mm	202	25 PCS
61068565	M20	30 mm	203	20 PCS



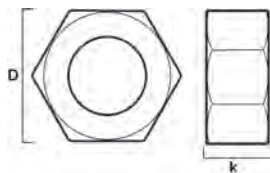
HEXAGON NUT, ISO 4032, HOT DIP GALVANIZED

AREA OF USE

Hexagon nuts are intended for mounting steel or wooden components together with a threaded bolt.

DESCRIPTION

The nut is made of steel with hot dipped galvanised surface treatment for outdoor use. It is manufactured in accordance with strength class 8.



Specification

Surface treatment	Hot Dip Galvanized
Corrosion resistance class	C3
Application environment	Outdoors

C3

Standard Pro Pack

Item no	Metric thread	Socket	Packaging	Contents
61095101	M6	10 mm	102	100 PCS
61095103	M8	13 mm	202	100 PCS
61095105	M10	16 mm	202	50 PCS
61095107	M12	18 mm	202	50 PCS
61095109	M16	24 mm	202	25 PCS
61095111	M20	30 mm	202	15 PCS
61068666	M24	36 mm	203	10 PCS

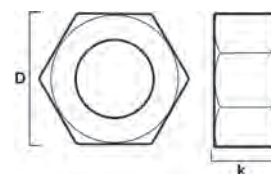
HEXAGON NUT, DIN 934, STAINLESS STEEL ACID PROOF A4-50

AREA OF USE

Hexagon nuts are intended for mounting steel or wooden components together with a threaded bolt.

DESCRIPTION

The nut is made of stainless steel, acid proof A4-80, for highly exposed environments such as marine environments.



Specification

Main Materials	Stainless steel A4
Corrosion resistance class	C5
Application environment	Outdoors

A4

Standard Pro Pack

Item no	Metric thread	Head height	Socket	Packaging	Contents
10002126	M3	2,4	5,5 mm	102	500 PCS
10002127	M4	3,2	7 mm	102	400 PCS

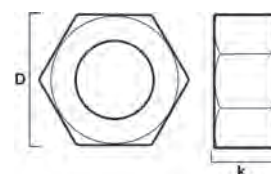
HEXAGON NUT, DIN 934, STAINLESS STEEL ACID PROOF A4-80

AREA OF USE

Hexagon nuts are intended for mounting steel or wooden components together with a threaded bolt.

DESCRIPTION

The nut is made of stainless steel, acid proof A4-80, for highly exposed environments such as marine environments.



Specification

Main Materials	Stainless steel A4
Corrosion resistance class	C5
Application environment	Outdoors

A4

Standard Pro Pack

Item no	Metric thread	Head height	Socket	Packaging	Contents
10002128	M5	4	8 mm	102	200 PCS
10002129	M6	5	10 mm	202	350 PCS
10002130	M8	6,5	13 mm	202	200 PCS
10002131	M10	8	17 mm	202	100 PCS
10002132	M12	10	19 mm	202	50 PCS
10002133	M16	13	24 mm	202	25 PCS
10002134	M20	16	30 mm	203	20 PCS
10002135	M24	19	36 mm	203	10 PCS



HEXAGON NUT, ISO 4032, ELECTRO ZINC PLATED

AREA OF USE

Hexagon nuts are intended for mounting steel or wooden components together with a threaded bolt.

DESCRIPTION

The nut is made of steel with bright zinc plated surface treatment for indoor use. It is manufactured in accordance with strength class 8.

Specification

Surface treatment	Zinc plated
Corrosion resistance class	C1
Application environment	Indoors



Small Pack

Item no	Metric thread	Socket	Packaging	Contents
535002	M4	7 mm	PC	15 PCS
535004	M5	8 mm	PC	15 PCS
535006	M6	10 mm	PC	12 PCS
535008	M8	13 mm	PC	8 PCS
535010	M10	16 mm	PC	6 PCS

LOCK NUT WITH NYLON INSERT



LOCK NUT LOW, DIN 985, ELECTRO ZINC PLATED

AREA OF USE

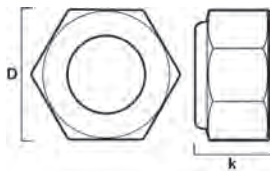
The hexagon nylon lock nut is intended for installation where a certain degree of joint locking is required. Nylon lock nuts in DIN 985 are currently the most common lock nut on the market. On joints where greater demands are made on strength a high lock nut should be used or nuts with pre-applied locking element that is permanently fused in the screw threads.

DESCRIPTION

The nut is made of steel with bright zinc plated surface treatment for indoor use with a pre-applied nylon ring that performs the locking. The nut is manufactured in accordance with strength class 6 in a design according to DIN 985.

INSTALLATION INSTRUCTIONS

A bolt in a particular strength class fitted with a nut in the corresponding strength class is designed to form a joint in which one can obtain a preload in the bolt corresponding to the test force without the risk of the thread shearing. A lock nut with a nylon ring as in DIN 985 has significantly impaired properties with repeated dismantling.



Specification

Surface treatment	Zinc plated
Corrosion resistance class	C1
Application environment	Indoors



Standard Pro Pack

Item no	Metric thread	Socket	Packaging	Contents
61068419	M3	5,5 mm	102	200 PCS
61068426	M4	7 mm	102	100 PCS
61068433	M5	8 mm	102	100 PCS
61068440	M6	10 mm	202	100 PCS
61068457	M8	13 mm	202	50 PCS
61068464	M10	17 mm	202	50 PCS
61068471	M12	18 mm	202	50 PCS
61068488	M16	24 mm	202	25 PCS

PREVAILING TORQUE HEXAGON NUT, ELECTRO ZINC PLATED**AREA OF USE**

The hexagon nylon lock nut is intended for installation where a certain degree of joint locking is required. Nylon lock nuts in DIN 985 are currently the most common lock nut on the market. On joints where greater demands are made on strength a high lock nut should be used or nuts with pre-applied locking element that is permanently fused in the screw threads.

DESCRIPTION

The nut is made of steel with bright zinc plated surface treatment for indoor use with a pre-applied nylon ring that performs the locking. The nut is manufactured in accordance with strength class 6 in a design according to DIN 985.

INSTALLATION INSTRUCTIONS

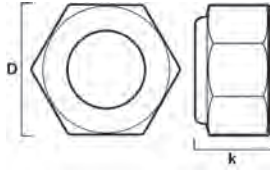
A bolt in a particular strength class fitted with a nut in the corresponding strength class is designed to form a joint in which one can obtain a preload in the bolt corresponding to the test force without the risk of the thread shearing. A lock nut with a nylon ring as in DIN 985 has significantly impaired properties with repeated dismantling.

**Specification**

Surface treatment	Zinc plated
Corrosion resistance class	C1
Application environment	Indoors

C1**Small Pack**

Item no	Metric thread	Socket	Packaging	Contents
535016	M4	7 mm	PC	10 PCS
535018	M5	8 mm	PC	10 PCS
535020	M6	10 mm	PC	10 PCS
535022	M8	13 mm	PC	8 PCS
535024	M10	17 mm	PC	4 PCS



PREVAILING TORQUE HEXAGON NUT, DIN 985, STAINLESS STEEL ACID PROOF A4-50

AREA OF USE

The hexagon nylon lock nut is intended for installation where a certain degree of joint locking is required.

DESCRIPTION

The nut has a pre-applied nylon ring that performs the locking. Repeated disassembly impairs the nut locking function.

Specification

Main Materials	Stainless steel A4
Corrosion resistance class	C5



Standard Pro Pack

Item no	Metric thread	Head height	Socket	Packaging	Contents
10002137	M3	4	5,5 mm	102	500 PCS
10002138	M4	5	7 mm	102	400 PCS



PREVAILING TORQUE HEXAGON NUT, DIN 985, STAINLESS STEEL ACID PROOF A4-80

AREA OF USE

The hexagon nylon lock nut is intended for installation where a certain degree of joint locking is required.

DESCRIPTION

The nut has a pre-applied nylon ring that performs the locking. Repeated disassembly impairs the nut locking function.

Specification

Main Materials	Stainless steel A4
Corrosion resistance class	C5



Standard Pro Pack

Item no	Metric thread	Head height	Socket	Packaging	Contents
10002139	M5	5	8 mm	102	200 PCS
10002140	M6	6	10 mm	202	400 PCS
10002141	M8	8	13 mm	202	200 PCS
10002142	M10	10	17 mm	202	100 PCS
10002143	M12	12	19 mm	202	50 PCS
10002144	M16	16	24 mm	202	25 PCS
10002145	M20	20	30 mm	203	20 PCS

WING NUT

WING NUT, DIN 315, ELECTRO ZINC PLATED

AREA OF USE

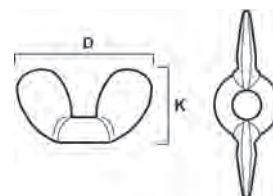
Wing nuts are intended for mounting steel or wooden components together with a threaded bolt, where you wish to perform the installation without tools.

DESCRIPTION

The wing nut is made of cold rolled steel with bright zinc plated surface treatment for indoor use. The nut is manufactured in accordance with strength class 6.

INSTALLATION INSTRUCTIONS

Wing nuts are tightened by hand and thus cannot be used when exact tightening torque is required.



Specification

Surface treatment	Zinc plated
Corrosion resistance class	C1
Application environment	Indoors

C1

Standard Pro Pack

Item no	Metric thread	Packaging	Contents
61069959	M4	102	100 PCS
61069966	M5	102	100 PCS
61069973	M6	102	50 PCS
61069980	M8	202	50 PCS
61069997	M10	202	25 PCS
61070009	M12	202	10 PCS

WING NUT, DIN 315, ELECTRO ZINC PLATED

AREA OF USE

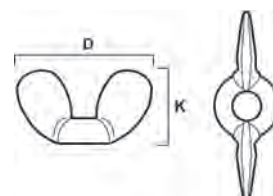
Wing nuts are intended for mounting steel or wooden components together with a threaded bolt, where you wish to perform the installation without tools.

DESCRIPTION

The wing nut is made of cold rolled steel with bright zinc plated surface treatment for indoor use. The nut is manufactured in accordance with strength class 6.

INSTALLATION INSTRUCTIONS

Wing nuts are tightened by hand and thus cannot be used when exact tightening torque is required.



Specification

Surface treatment	Zinc plated
Corrosion resistance class	C1
Application environment	Indoors

C1

Small Pack

Item no	Metric thread	Packaging	Contents
535030	M4	PC	6 PCS
535032	M5	PC	6 PCS
535034	M6	PC	6 PCS
535036	M8	PC	4 PCS
535038	M10	PC	2 PCS



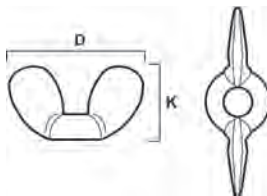
WING NUT, DIN 315AF, STAINLESS STEEL ACID PROOF A4-50

AREA OF USE

Wing nuts are intended for mounting steel or wooden components together with a threaded bolt, where you wish to perform the installation without tools.

INSTALLATION INSTRUCTIONS

Wing nuts are tightened by hand and thus cannot be used when exact tightening torque is required.



Specification

Main Materials	Stainless steel A4
Corrosion resistance class	C5

A4

Standard Pro Pack

Item no	Metric thread	Head height	Packaging	Contents
10002153	M3	8,8	102	150 PCS
10002154	M4	8,8	102	150 PCS
10002155	M5	10,5	102	100 PCS
10002156	M6	12,9	202	150 PCS
10002157	M8	14,8	202	100 PCS
10002158	M10	17,3	202	50 PCS
10002159	M12	22,3	202	20 PCS

HEX DOME NUT

HEXAGON DOMED CAP NUT, DIN 1587, BRIGHT ZINC PLATED

AREA OF USE

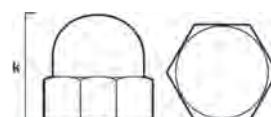
Dome nuts are intended for installation where you do not want the bolt end to be visible.

DESCRIPTION

Dome nuts are manufactured of steel in accordance with strength class 6. Bright zinc plated surface treatment for indoor use

INSTALLATION INSTRUCTIONS

A bolt in a particular strength class fitted with a nut in the corresponding strength class (Technical data, table 7) is designed to form a joint in which one can obtain a preload in the bolt corresponding to the test force without the risk of the thread shearing. Note if the bolt bottoms in the dome nut the preload can change.



Specification

Surface treatment	Zinc plated
Corrosion resistance class	C1
Application environment	Indoors

C1

Standard Pro Pack

Item no	Metric thread	Socket	Packaging	Contents
61068570	M4	7 mm	102	200 PCS
61068587	M5	8 mm	102	100 PCS
61068594	M6	10 mm	202	50 PCS
61068600	M8	13 mm	202	50 PCS
61068617	M10	17 mm	202	50 PCS
61068624	M12	18 mm	202	30 PCS

HEXAGON DOMED CAP NUT, DIN 1587, STAINLESS STEEL ACID PROOF A4-50

DESCRIPTION

Dome nuts are intended for installation where you do not want the bolt end to be visible.

INSTALLATION INSTRUCTIONS

A bolt in a particular strength class fitted with a nut in the corresponding strength class (Technical data, table 7) is designed to form a joint in which one can obtain a preload in the bolt corresponding to the test force without the risk of the thread shearing. Note if the bolt bottoms in the dome nut the preload can change.



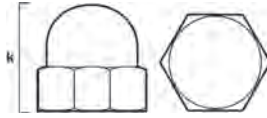
Specification

Main Materials	Stainless steel A4
Corrosion resistance class	C5

A4

Standard Pro Pack

Item no	Metric thread	Head height	Socket	Packaging	Contents
10002146	M3	7	5,5 mm	102	500 PCS
10002147	M4	8	7 mm	102	400 PCS



HEXAGON DOMED CAP NUT, DIN 1587, STAINLESS STEEL ACID PROOF A4-80

DESCRIPTION

Dome nuts are intended for installation where you do not want the bolt end to be visible.

INSTALLATION INSTRUCTIONS

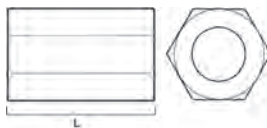

A bolt in a particular strength class fitted with a nut in the corresponding strength class (Technical data, table 7) is designed to form a joint in which one can obtain a preload in the bolt corresponding to the test force without the risk of the thread shearing. Note if the bolt bottoms in the dome nut the preload can change.

Specification	
Main Materials	Stainless steel A4
Corrosion resistance class	C5

A4

Standard Pro Pack					
Item no	Metric thread	Head height	Socket	Packaging	Contents
10002148	M5	10	8 mm	102	200 PCS
10002149	M6	12	10 mm	202	200 PCS
10002150	M8	15	13 mm	202	100 PCS
10002151	M10	18	16 mm	202	50 PCS
10002152	M12	22	18 mm	202	30 PCS

COUPLER NUT



COUPLING NUT, CLASS 4, BRIGHT ZINC PLATED

AREA OF USE

Coupling nuts are designed to join two threaded parts with each other, for example to join threaded rods.

DESCRIPTION

Coupling nuts are manufactured of steel in accordance with strength class 4.

INSTALLATION INSTRUCTIONS

A bolt in a particular strength class fitted with a nut in the corresponding strength class (Technical data, table 7) is designed to form a joint in which one can obtain a preload in the bolt corresponding to the test force without the risk of the thread shearing. Nuts in designs according to strength class 4 are suitable for joining threaded rods in 4.6 grade.

Specification	
Surface treatment	Zinc plated
Corrosion resistance class	C1
Application environment	Indoors

C1

Standard Pro Pack					
Item no	Metric thread	Length	Socket	Packaging	Contents
61091075	M6	30 mm	10 mm	102	10 PCS
61091077	M8	50 mm	13 mm	202	10 PCS
61091079	M10	50 mm	17 mm	202	9 PCS
61091081	M12	50 mm	18 mm	202	9 PCS
61091083	M16	50 mm	24 mm	203	8 PCS

PLAIN WASHER

PLAIN WASHER, DIN 125/ISO 7089, ELECTRO ZINC PLATED

AREA OF USE

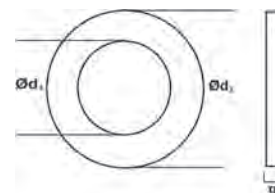
Round washer that can be used for all types of installations.

DESCRIPTION

The round washer is made of steel with bright zinc plated surface treatment for indoor use, and hot dipped galvanised or stainless acid proof A4 for outdoor use. The round washer has a hardness corresponding to HV 200. In designs according to ISO 7089 and DIN 125.

INSTALLATION INSTRUCTIONS

A bolt in a particular strength class fitted with a nut in the corresponding strength class (Technical data, table) is designed to form a joint in which one can obtain a preload in the bolt corresponding to the test force without the risk of the thread shearing. In order to obtain the best possible installation, you should when installing bolts in grade 8.8 use a washer in strength class HV 200.



Specification

Surface treatment	Zinc plated
Corrosion resistance class	C1
Application environment	Indoors

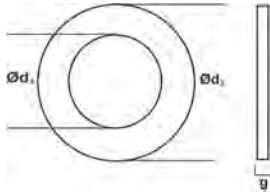
C1

Standard Pro Pack

Item no	Metric thread	Packaging	Contents
61068198	M3	102	400 PCS
61068204	M4	102	400 PCS
61068211	M5	102	200 PCS
61068228	M6	102	100 PCS
61068235	M8	102	100 PCS
61068242	M10	102	100 PCS
61068259	M12	102	50 PCS
61068266	M16	202	50 PCS
61068268	M20	202	50 PCS

Small Pack

Item no	Metric thread	Packaging	Contents
535055	M5	PC	20 PCS
535057	M6	PC	15 PCS
535059	M8	PC	14 PCS
535061	M10	PC	8 PCS



PLAIN WASHER, DIN 125/ISO 7089, HOT DIP GALVANIZED

AREA OF USE

Round washer that can be used for all types of installations.

DESCRIPTION

The round washer is made of steel with bright zinc plated surface treatment for indoor use, and hot dipped galvanized or stainless acid proof A4 for outdoor use. The round washer has a hardness corresponding to HV 200. In designs according to ISO 7089 and DIN 125.

INSTALLATION INSTRUCTIONS

A bolt in a particular strength class fitted with a nut in the corresponding strength class (Technical data, table) is designed to form a joint in which one can obtain a preload in the bolt corresponding to the test force without the risk of the thread shearing. In order to obtain the best possible installation, you should when installing bolts in grade 8.8 use a washer in strength class HV 200.

Specification

Surface treatment	Hot Dip Galvanized
Corrosion resistance class	C3
Application environment	Outdoors



Standard Pro Pack

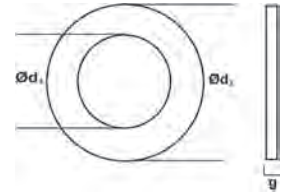
Item no	Metric thread	Packaging	Contents
61068339	M6	102	50 PCS
61068334	M8	102	100 PCS
61068341	M10	102	100 PCS
61068358	M12	102	50 PCS
61068365	M16	202	50 PCS
61068367	M20	202	50 PCS

PLAIN WASHER, DIN 125, STAINLESS STEEL ACID PROOF A4**AREA OF USE**

Round washer that can be used for all types of installations.

DESCRIPTION

The round washer is made of stainless acid proof steel A4, for outdoor use. In design according to DIN 125.

**Specification**

Main Materials	Stainless steel A4
Corrosion resistance class	C5
Application environment	Outdoors

A4**Standard Pro Pack**

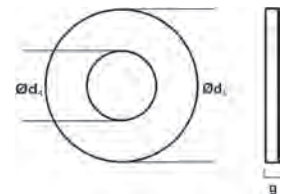
Item no	Metric thread	Packaging	Contents
10002175	M3	102	1500 PCS
10002176	M4	102	1200 PCS
10002177	M5	102	800 PCS
10002178	M6	202	1000 PCS
10002179	M8	202	500 PCS
10002180	M10	202	300 PCS
10002181	M12	202	150 PCS
10002182	M16	202	80 PCS
10002183	M20	202	50 PCS
10002184	M24	202	25 PCS

Small Pack

Item no	Metric thread	Packaging	Contents
550496	M5	PC	12 PCS
550500	M6	PC	10 PCS
550504	M8	PC	8 PCS
550508	M10	PC	6 PCS

WASHER WITH LARGE OUTER DIAMETER, DIN 9021, STAINLESS STEEL ACID PROOF A4**AREA OF USE**

Washer with large outer diameter are used when a larger spread of the clamping force is needed, for example against a softer surface.

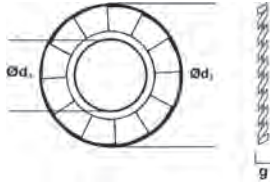
**Specification**

Main Materials	Stainless steel A4
Corrosion resistance class	C5

A4**Standard Pro Pack**

Item no	Metric thread	Packaging	Contents
10002186	M4	102	600 PCS
10002187	M5	102	300 PCS
10002188	M6	202	400 PCS
10002189	M8	202	200 PCS
10002190	M10	202	100 PCS
10002191	M12	202	50 PCS
10002192	M16	202	40 PCS
10002193	M20	202	15 PCS
10002194	M24	202	10 PCS

SERRATED LOCK WASHER, AZ



LOCK WASHER AZ, TOOTHED, DIN 6798, BRIGHT ZINC PLATED

AREA OF USE

Lock washer AZ is intended for installation where a certain degree of joint locking is required. Locking occurs due to the friction created by the lock washer between the screw head and the substrate. On joints where greater demands are made on strength a high lock nut should be used or nuts with pre-applied locking element that is permanently fused in the screw threads.

DESCRIPTION

Lock washer AZ is made of steel with bright zinc plated surface treatment for indoor use. The washer is manufactured in accordance according to the standard DIN 6798.

INSTALLATION INSTRUCTIONS

A bolt in a particular strength class fitted with a nut in the corresponding strength class is designed to form a joint in which one can obtain a preload in the bolt corresponding to the test force without the risk of the thread shearing. It is important to choose the right type of washer to suit the installation.

Specification

Surface treatment	Zinc plated
Corrosion resistance class	C1
Application environment	Indoors

C1

Standard Pro Pack

Item no	Metric thread	Packaging	Contents
61068129	M3	102	400 PCS
61068136	M4	102	400 PCS
61068143	M5	102	200 PCS
61068150	M6	102	200 PCS
61068167	M8	102	200 PCS
61068174	M10	202	200 PCS
61068181	M12	202	200 PCS

RIVET WASHER

RIVET WASHER, BRIGHT ZINC PLATED

AREA OF USE

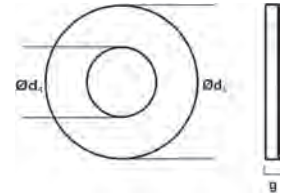
A rivet washer can be used for easier types of installations where a washer with a larger outer diameter is required to distribute the pressure from the screw.

DESCRIPTION

The rivet washer is made of steel with bright zinc plated surface treatment for indoor use.

INSTALLATION INSTRUCTIONS

It is important to choose the right type of washer to suit the installation.



Specification

Surface treatment	Zinc plated
Corrosion resistance class	C1
Application environment	Indoors

C1

Standard Pro Pack

Item no	Metric thread	Packaging	Contents
61068273	M4	102	200 PCS
61068280	M5	102	200 PCS
61068297	M6	102	100 PCS
61068303	M8	102	50 PCS
61068310	M10	202	50 PCS
61068327	M12	202	50 PCS

Small Pack

Item no	Metric thread	Packaging	Contents
535064	M4	PC	12 PCS
535066	M5	PC	12 PCS
535068	M6	PC	10 PCS
535070	M8	PC	8 PCS

SQUARE WASHER

SQUARE WASHER, ELECTRO ZINC PLATED

Specification

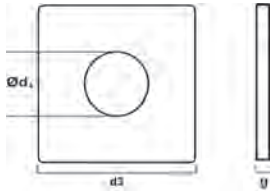
Surface treatment	Zinc plated
Corrosion resistance class	C1
Application environment	Indoors

C1

Small Pack

Item no	Metric thread	Packaging	Contents
535090	M10	PC	4 PCS





SQUARE WASHER, DIN 436, HOT DIP GALVANIZED

AREA OF USE

Square washer that can be used for all types of installations where a heavy-duty washer is required. S4B is usually used in timber structures.

DESCRIPTION

The square washer is made of steel with hot dip galvanized surface finish. Manufactured according to the standard DIN 436.

INSTALLATION INSTRUCTIONS

A bolt in a particular strength class fitted with a nut in the corresponding strength class is designed to form a joint in which one can obtain a preload in the bolt corresponding to the test force without the risk of the thread shearing. It is important to choose the right type of washer to suit the installation.

Specification

Surface treatment	Hot Dip Galvanized
Corrosion resistance class	C3
Application environment	Outdoors



Standard Pro Pack

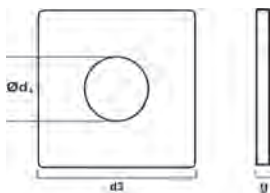
Item no	Metric thread	Packaging	Contents
61068369	M6	102	100 PCS
61068372	M8	202	50 PCS
61068389	M10	202	50 PCS
61068396	M12	203	25 PCS
61068402	M16	203	25 PCS
61068408	M20	204	25 PCS
61068410	M24	204	10 PCS



SQUARE WASHER, DIN 436, STAINLESS STEEL ACID PROOF A4

AREA OF USE

Used in wooden constructions when a more powerful washer is needed



Specification

Main Materials	Stainless steel A4
Corrosion resistance class	C5



Standard Pro Pack

Item no	Metric thread	Packaging	Contents
10002198	M10	202	70 PCS
10002199	M12	202	20 PCS

THREADED ROD

THREADED ROD, DIN 976, 1 METER, STAINLESS STEEL ACID PROOF A4-70

AREA OF USE

Threaded rod is used in all common types of installation where a threaded rod is required. The rod can be cut using a hacksaw or another tool into suitable length, remember that the threads can be easily damaged.



DESCRIPTION

Threaded rod DIN 976 (previously DIN 975). The threaded rod is produced in hardened carbon steel with bright zinc plated surface treatment for indoor use and hot dip galvanised and A4-70 acid proof design for outdoor use.

INSTALLATION INSTRUCTIONS

In order for a bolted joint to work correctly and be able to counter static and varying loads for long periods the bolts must be preloaded, for example, by tightening with a given torque. Preloading must normally be held to such a level that the combined load in the bolt does not exceed the bolt material's tensile yield limit. To install threaded rod in class 4.8 you should use a flat washer of at least 140 HV and for a threaded rod in class 8.8 a flat washer of at least HV 200 hardness should be used and it must be tightened with the torque as set out in the Technical data, table 2.


Specification

Main Materials	Stainless steel A4
Corrosion resistance class	C5
Application environment	Outdoors

A4

Standard Pro Pack

Item no	Metric thread	Length	Packaging	Contents
62110612	M5	1000 mm	PCE	1 PCS
62110614	M6	1000 mm	PCE	1 PCS
62110616	M8	1000 mm	PCE	1 PCS
62110602	M10	1000 mm	PCE	1 PCS
62110604	M12	1000 mm	PCE	1 PCS
62110606	M16	1000 mm	PCE	1 PCS
62110608	M20	1000 mm	PCE	1 PCS
62110618	M24	1000 mm	PCE	1 PCS



THREADED ROD 4.8, DIN 976, 1 METER, BRIGHT ZINC PLATED

AREA OF USE

Threaded rod is used in all common types of installation where a threaded rod is required. The rod can be cut using a hacksaw or another tool into suitable length, remember that the threads can be easily damaged.

DESCRIPTION

Threaded rod DIN 976 (previously DIN 975). The threaded rod is produced in hardened carbon steel with bright zinc plated surface treatment for indoor use and hot dip galvanised and A4-70 acid proof design for outdoor use.

INSTALLATION INSTRUCTIONS

In order for a bolted joint to work correctly and be able to counter static and varying loads for long periods the bolts must be preloaded, for example, by tightening with a given torque. Preloading must normally be held to such a level that the combined load in the bolt does not exceed the bolt material's tensile yield limit. To install threaded rod in class 4.8 you should use a flat washer of at least 140 HV and for a threaded rod in class 8.8 a flat washer of at least HV 200 hardness should be used and it must be tightened with the torque as set out in the Technical data, table 2.

Specification

Surface treatment	Zinc plated
Corrosion resistance class	C1
Application environment	Indoors



Standard Pro Pack

Item no	Metric thread	Length	Packaging	Contents
62111128	M4	1000 mm	PCE	1 PCS
62111130	M5	1000 mm	PCE	1 PCS
62111132	M6	1000 mm	PCE	1 PCS
62111134	M8	1000 mm	PCE	1 PCS
62111120	M10	1000 mm	PCE	1 PCS
62111122	M12	1000 mm	PCE	1 PCS
62111124	M16	1000 mm	PCE	1 PCS
62111126	M20	1000 mm	PCE	1 PCS


THREADED ROD 5.8, DIN 976, 1 METER, HOT DIP GALVANIZED

AREA OF USE

Threaded rod is used in all common types of installation where a threaded rod is required. The rod can be cut using a hacksaw or another tool into suitable length, remember that the threads can be easily damaged.

DESCRIPTION

Fully threaded rod, DIN 976. Threaded rod made of hardened steel with hot dip galvanized surface treatment for outdoor use.



Specification

Surface treatment	Hot Dip Galvanized
Corrosion resistance class	C3
Application environment	Outdoors

C3

Standard Pro Pack

Item no	Metric thread	Length	Packaging	Contents
62110702	M10	1000 mm	PCE	1 PCS
62110704	M12	1000 mm	PCE	1 PCS
62110706	M16	1000 mm	PCE	1 PCS
62110708	M20	1000 mm	PCE	1 PCS
62110710	M24	1000 mm	PCE	1 PCS


THREADED ROD 5.8, DIN 977, 1 METER, ELECTRO ZINC PLATED

AREA OF USE

Threaded rod is used in all common types of installation where a threaded rod is required. The rod can be cut using a hacksaw or another tool into suitable length, remember that the threads can be easily damaged.

DESCRIPTION

Fully threaded rod, DIN 976. Threaded rod made of hardened steel with bright zinc plated surface treatment for indoor use.




Specification

Surface treatment	Zinc plated
Corrosion resistance class	C1
Application environment	Indoors

C1

Standard Pro Pack

Item no	Metric thread	Length	Packaging	Contents
62111140	M6	1000 mm	PCE	1 PCS
62111142	M8	1000 mm	PCE	1 PCS
62111144	M10	1000 mm	PCE	1 PCS
62111146	M12	1000 mm	PCE	1 PCS
62111148	M16	1000 mm	PCE	1 PCS
62111150	M20	1000 mm	PCE	1 PCS
62111152	M24	1000 mm	PCE	1 PCS
62111156	M30	1000 mm	PCE	1 PCS



THREADED ROD 8.8, DIN 976, 1 METER, HOT DIP GALVANIZED

AREA OF USE

Threaded rod is used in all common types of installation where a threaded rod is required. The rod can be cut using a hacksaw or another tool into suitable length, remember that the threads can be easily damaged.

DESCRIPTION

Threaded rod DIN 976 (previously DIN 975). The threaded rod is produced in hardened carbon steel with bright zinc plated surface treatment for indoor use and hot dip galvanised and A4-70 acid proof design for outdoor use.

INSTALLATION INSTRUCTIONS

In order for a bolted joint to work correctly and be able to counter static and varying loads for long periods the bolts must be preloaded, for example, by tightening with a given torque. Preloading must normally be held to such a level that the combined load in the bolt does not exceed the bolt material's tensile yield limit. To install threaded rod in class 4.8 you should use a flat washer of at least 140 HV and for a threaded rod in class 8.8 a flat washer of at least HV 200 hardness should be used and it must be tightened with the torque as set out in the Technical data, table 2.

Specification

Surface treatment	Hot Dip Galvanized
Corrosion resistance class	C3
Application environment	Outdoors



Standard Pro Pack

Item no	Metric thread	Length	Packaging	Contents
62110810	M8	1000 mm	PCE	1 PCS
62110802	M10	1000 mm	PCE	1 PCS
62110804	M12	1000 mm	PCE	1 PCS
62110806	M16	1000 mm	PCE	1 PCS
62110808	M20	1000 mm	PCE	1 PCS
62110812	M24	1000 mm	PCE	1 PCS
62110816	M30	1000 mm	PCE	1 PCS

STUD BOLT

STUD BOLTS FOR CHEMICAL ANCHOR, HOT DIP GALVANIZED

AREA OF USE

ESSVE Stud bolts are designed for installation together with ESSVE Chemical anchor in materials such as concrete, brick, hollow brick, lightweight concrete and stone material.

DESCRIPTION

The stud bolt is made of steel with hot dip galvanized surface treatment, 45µm.



Specification

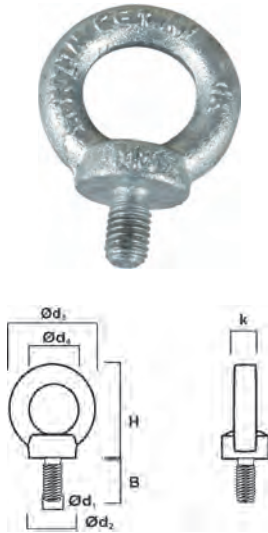
Surface treatment	Hot Dip Galvanized
Corrosion resistance class	C3
Application environment	Outdoors



Standard Pro Pack

Item no	Metric thread	Length	Packaging	Contents
110401	M8	110 mm	PC	10 PCS
110405	M10	140 mm	PC	10 PCS
110407	M10	240 mm	PC	10 PCS
110409	M12	160 mm	PC	10 PCS
110411	M12	285 mm	PC	10 PCS
110414	M16	190 mm	PC	10 PCS
110413	M16	220 mm	PC	10 PCS
110415	M16	380 mm	PC	10 PCS
110417	M20	270 mm	PC	6 PCS
110419	M20	470 mm	PC	6 PCS
110421	M24	320 mm	PC	6 PCS
110423	M24	560 mm	PC	6 PCS

LIFTING EYE BOLT



LIFTING EYE LT, THREADED STUD, DIN 580, HOT DIP GALVANIZED

DESCRIPTION

Lifting eye screw LT is designed according to DIN 580. LH according to DIN 582. Made of hardened steel with hot dip galvanized surface treatment for outdoor use.

INSTALLATION INSTRUCTIONS

Lifting eye screws are to be screwed down hard against the substrate. When two lifting eye screws are used, their interrelated position must be such that the eyes lie on the same plane. As they must be tightened firmly against the substrate, it may be necessary to place washers between the flange and the substrate to ensure the eyes are on the same plane. Angles greater than 90° between the lifting slings are not permitted. Installation must not be carried out against a plane that significantly deviates from a plane perpendicular to the lifting direction straight up. Max. permitted load only applies for lifting eyes designed according to the given standard and if installation is performed as set out above. See more information in Technical data, table 13.

Specification

Surface treatment	Hot Dip Galvanized
Corrosion resistance class	C3
Application environment	Outdoors



Standard Pro Pack

Item no	Metric thread	Thread length	Packaging	Contents
61091025	M8	13 mm	202	10 PCS
61091027	M10	16 mm	203	10 PCS
61091029	M12	20 mm	204	10 PCS
61091031	M16	26 mm	304	10 PCS

LIFTING EYE NUT

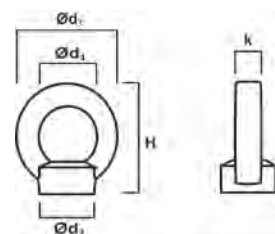
LIFTING EYE LH, THREADED HOLE, DIN 582, HOT DIP GALVANIZED

DESCRIPTION

Lifting eye screw LT is designed according to DIN 580. LH according DIN 582. Made of hardened steel with hot dip galvanized surface treatment for outdoor use.

INSTALLATION INSTRUCTIONS

Lifting eye screws are to be screwed down hard against the substrate. When two lifting eye screws are used, their interrelated position must be such that the eyes lie on the same plane. As they must be tightened firmly against the substrate, it may be necessary to place washers between the flange and the substrate to ensure the eyes are on the same plane. Angles greater than 90° between the lifting slings are not permitted. Installation must not be carried out against a plane that significantly deviates from a plane perpendicular to the lifting direction straight up. Max. permitted load only applies for lifting eyes designed according to the given standard and if installation is performed as set out above. See more information in Technical data, table 13.



Specification

Surface treatment	Hot Dip Galvanized
Corrosion resistance class	C3
Application environment	Outdoors

C3

Standard Pro Pack

Item no	Metric thread	Packaging	Contents
61091001	M8	202	10 PCS
61091003	M10	203	10 PCS
61091007	M12	204	10 PCS
61091012	M16	304	10 PCS

PIGTAIL SCREW HOOK

PIGTAIL SCREW HOOK, ZINC PLATED

AREA OF USE

Trapezoidal hooks are used for hanging up swings, trapezes, etc. Also available with nuts.

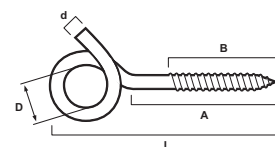
Specification

Surface treatment	Zinc plated
Corrosion resistance class	C1
Application environment	Indoors

C1

Small Pack

Item no	Metric thread	Length	Thread length	Packaging	Contents
520230		120 mm	40 mm	PC	2 PCS
520232	M8	100 mm	40 mm	PC	2 PCS



EYE SCREW



EYE WOOD SCREW, ZINC PLATED

AREA OF USE

ESSVE Eye wood screw with a wood screw thread and closed eye is designed for hanging up materials in wood.

Specification

Surface treatment	Yellow zink plated
Corrosion resistance class	C1
Application environment	Indoors



Standard Pro Pack

Item no	Length	Thread length	Packaging	Contents
303312	86 mm	35 mm	PC	50 PCS
303302	111 mm	55 mm	PC	50 PCS
303304	131 mm	55 mm	PC	50 PCS
303306	151 mm	55 mm	PC	50 PCS
303308	181 mm	80 mm	PC	50 PCS
303310	231 mm	80 mm	PC	50 PCS
303465	138 mm	45 mm	PC	100 PCS
303469	188 mm	80 mm	PC	50 PCS
303471	238 mm	80 mm	PC	50 PCS
303473	288 mm	80 mm	PC	50 PCS

SCREW EYE

EYE SCREW 1, ZINC PLATED

AREA OF USE

ESSVE screw eye bolts used for hanging different objects.



Specification

Surface treatment	Zinc plated
Corrosion resistance class	C1
Application environment	Indoors

C1

Small Pack

Item no	Length	Thread length	Packaging	Contents
520510	12 mm	5 mm	PC	16 PCS
520511	15 mm	6 mm	PC	14 PCS
520512	17 mm	7 mm	PC	12 PCS
520513	17 mm	7 mm	PC	70 PCS
520514	24 mm	12 mm	PC	8 PCS
520515	24 mm	12 mm	PC	50 PCS
520516	31 mm	12 mm	PC	5 PCS
520517	31 mm	12 mm	PC	35 PCS
520518	42 mm	18 mm	PC	6 PCS
520519	49 mm	20 mm	PC	4 PCS
520520	49 mm	20 mm	PC	24 PCS
520541	15 mm	6 mm	PC	14 PCS
520542	17 mm	7 mm	PC	12 PCS
520543	28 mm	12 mm	PC	8 PCS
520544	31 mm	12 mm	PC	6 PCS

EYE SCREW 3, ZINC PLATED

AREA OF USE

Screw eye bolt 3 used for hanging different objects. Bright zinc plated.



Specification

Surface treatment	Zinc plated
Corrosion resistance class	C1
Application environment	Indoors

C1

Small Pack

Item no	Length	Thread length	Packaging	Contents
520570	125 mm	48 mm	PC	2 PCS
520572	89 mm	35 mm	PC	2 PCS



EYE SCREW 125, ZINC PLATED

Specification

Surface treatment	Zinc plated
Corrosion resistance class	C1
Application environment	Indoors

C1

Small Pack

Item no	Length	Thread length	Packaging	Contents
520581	65 mm	25 mm	PC	2 PCS
520582	125 mm	48 mm	PC	2 PCS



EYE SCREW 5002, ZINC PLATED

Specification

Surface treatment	Zinc plated
Corrosion resistance class	C1
Application environment	Indoors

C1

Small Pack

Item no	Metric thread	Length	Thread length	Packaging	Contents
520590	M4	41 mm	25 mm	PC	4 PCS
520591	M5	56 mm	40 mm	PC	4 PCS
520592	M6	56 mm	40 mm	PC	4 PCS
520593	M6	56 mm	40 mm	PC	15 PCS
520594	M6	96 mm	60 mm	PC	2 PCS
520596	M8	86 mm	60 mm	PC	2 PCS
520597	M8	126 mm	68 mm	PC	2 PCS
520599	M10	126 mm	68 mm	PC	2 PCS

RIVETS AND SHEET METAL SCREWS

BLIND RIVET	543
RIVET NUT	560
TOOLS AND ACCESSORIES	564
BUILDING SHEET SCREW	565

SYMBOLS

INDOOR

C1

Electro zinc plated, fosfated
corrosivity C1

C2

Hot dip galvanized
corrosivity C2

OUTDOOR

C3

Hot dip galvanized
corrosivity C3

C4

Anti-corrosion treated
corrosivity C4

STAINLESS

A2

Stainless steel A2

A4

Stainless steel, acid proof A4



Indoors/Outdoors, Indoors,
Outdoors



Paintable, Not paintable

MATERIALS



Wood



Drywall



Board



Lightweight concrete



Concrete



Hollow brick



Brick



Natural stone



Hollow core element



Steel



Stainless steel



Aluminium

OPEN END BLIND RIVET

OPEN BLIND RIVET ALU/STEEL, PAN HEAD

AREA OF USE

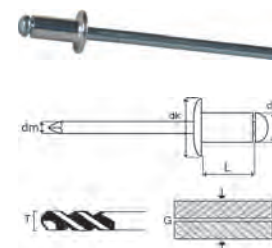
ESSVE Blind rivet is a very useful fastener that gives designers immense variation opportunities in product design and material selection.

DESCRIPTION

ESSVE Blind rivet is easy to fit using hand tools or pneumatic tools, it gives a strong, vibration-proof joint with low-on-site costs.

INSTALLATION INSTRUCTIONS

ESSVE Blind rivet is mounted from one side of the work piece, in drilled or punched holes that should be approx. 0.1mm larger than the rivet diameter.



Specification

Corrosion resistance class	C2
Application environment	Indoors



Standard Pro Pack

Item no	Outer diameter	Diameter of head	Length	Grip range min	Mandrel diameter	Drill bit diameter	Head height	Packaging	Contents
62201	3,2 mm	6,5 mm	6 mm	1,5-3,5 mm	1,8	3,3 mm	0,8	204	975 PCS
62203	3,2 mm	6,5 mm	8 mm	3-5,5 mm	1,8	3,3 mm	0,8	204	1000 PCS
62205	3,2 mm	6,5 mm	10 mm	5-7,5 mm	1,8	3,3 mm	0,8	204	825 PCS
62207	3,2 mm	6,5 mm	12 mm	7-9 mm	1,8	3,3 mm	0,8	204	750 PCS
62209	3,2 mm	6,5 mm	16 mm	9-12,5 mm	1,8	3,3 mm	0,8	204	625 PCS
62211	3,2 mm	6,5 mm	18 mm	10-14,5 mm	1,8	3,3 mm	0,8	304	800 PCS
62213	3,2 mm	6,5 mm	20 mm	13-16,5 mm	1,8	3,3 mm	0,8	304	750 PCS
62215	4 mm	8 mm	6 mm	1-3,5 mm	2,2	4,1 mm	1	204	700 PCS
62217	4 mm	8 mm	7 mm	3-4,5 mm	2,2	4,1 mm	1	204	650 PCS
62219	4 mm	8 mm	8 mm	3-5,5 mm	2,2	4,1 mm	1	204	625 PCS
62221	4 mm	8 mm	10 mm	5-7 mm	2,2	4,1 mm	1	204	600 PCS
62223	4 mm	8 mm	12 mm	6,5-9 mm	2,2	4,1 mm	1	204	525 PCS
62225	4 mm	8 mm	14 mm	8,5-11 mm	2,2	4,1 mm	1	204	500 PCS
62227	4 mm	8 mm	16 mm	8,5-12,5 mm	2,2	4,1 mm	1	304	700 PCS
62229	4 mm	8 mm	18 mm	12-14,5 mm	2,2	4,1 mm	1	304	650 PCS
62231	4 mm	8 mm	20 mm	12,5-16 mm	2,2	4,1 mm	1	304	625 PCS
62235	4,8 mm	9,5 mm	6 mm	1-3 mm	2,7	4,9 mm	1,2	204	475 PCS
62237	4,8 mm	9,5 mm	8 mm	2,5-5 mm	2,7	4,9 mm	1,2	304	750 PCS
62239	4,8 mm	9,5 mm	10 mm	4-6,5 mm	2,7	4,9 mm	1,2	304	675 PCS
62241	4,8 mm	9,5 mm	12 mm	6-8 mm	2,7	4,9 mm	1,2	304	650 PCS
62243	4,8 mm	9,5 mm	14 mm	7,5-10 mm	2,7	4,9 mm	1,2	304	600 PCS
62245	4,8 mm	9,5 mm	16 mm	8-12 mm	2,7	4,9 mm	1,2	304	550 PCS
62247	4,8 mm	9,5 mm	18 mm	11,5-13,5 mm	2,7	4,9 mm	1,2	304	525 PCS
62249	4,8 mm	9,5 mm	20 mm	12-15,5 mm	2,7	4,9 mm	1,2	204	275 PCS
62251	4,8 mm	9,5 mm	22 mm	15-17,5 mm	2,7	4,9 mm	1,2	204	250 PCS
62253	4,8 mm	9,5 mm	25 mm	15-20,5 mm	2,7	4,9 mm	1,2	204	225 PCS
62255	4,8 mm	9,5 mm	28 mm	20-23 mm	2,7	4,9 mm	1,2	304	325 PCS
62257	4,8 mm	9,5 mm	30 mm	20-25 mm	2,7	4,9 mm	1,2	304	300 PCS
62259	4,8 mm	9,5 mm	35 mm	24,5-29,5 mm	2,7	4,9 mm	1,2	304	275 PCS
62261	5 mm	9,5 mm	6 mm	1-3 mm	2,7	5,1 mm	1,2	304	675 PCS
62263	5 mm	9,5 mm	8 mm	2,5-5 mm	2,7	5,1 mm	1,2	304	775 PCS
62265	5 mm	9,5 mm	10 mm	4-6,5 mm	2,7	5,1 mm	1,2	304	675 PCS
62267	5 mm	9,5 mm	12 mm	6-8 mm	2,7	5,1 mm	1,2	304	625 PCS
62269	5 mm	9,5 mm	14 mm	7,5-10 mm	2,7	5,1 mm	1,2	304	525 PCS
62272	5 mm	9,5 mm	16 mm	8-12 mm	2,7	5,1 mm	1,2	304	500 PCS
62274	5 mm	9,5 mm	18 mm	11,5-13,5 mm	2,7	5,1 mm	1,2	304	450 PCS

BLIND RIVET

Item no	Outer diameter	Diameter of head	Length	Grip range min	Mandrel diameter	Drill bit diameter	Head height	Packaging	Contents
62275	5 mm	9,5 mm	20 mm	12-15,5 mm	2,7	5,1 mm	1,2	204	250 PCS
62277	6,4 mm	13 mm	12 mm	2,5-7 mm	3,7	6,5 mm	1,8	304	325 PCS
62279	6,4 mm	13 mm	16 mm	6-11 mm	3,7	6,5 mm	1,8	304	300 PCS
62281	6,4 mm	13 mm	20 mm	10-14,5 mm	3,7	6,5 mm	1,8	304	250 PCS
62283	6,4 mm	13 mm	25 mm	14-19 mm	3,7	6,5 mm	1,8	304	225 PCS
62286	6,4 mm	13 mm	30 mm	18-24 mm	3,7	6,5 mm	1,8	304	225 PCS

Ø mm	Shear stress N	Tensile load N
3.2	500	700
4.0	850	1200
4.8	1200	1700
5.0	1400	2000
6.4	2200	3150

All strength data are average values and are produced from test series and rivet quantity. We recommend that you use these values only as a guide, since many factors other than strength values can affect the riveting result. We recommend that you also test the rivet in your own application to determine the exact function.

OPEN BLIND RIVET ALU/STEEL, PAN HEAD, PAINTED

AREA OF USE

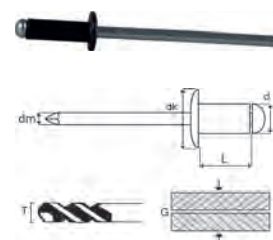
ESSVE Blind rivet is a very useful fastener that gives designers immense variation opportunities in product design and material selection.

DESCRIPTION

ESSVE Blind rivet is easy to fit using hand tools or pneumatic tools, it gives a strong, vibration-proof joint with low-on-site costs.

INSTALLATION INSTRUCTIONS

ESSVE Blind rivet is mounted from one side of the work piece, in drilled or punched holes that should be approx. 0.1mm larger than the rivet diameter.



Specification

Corrosion resistance class	C2
Application environment	Indoors



Standard Pro Pack

Item no	Outer diameter	Diameter of head	Length	Grip range min	Mandrel diameter	Drill bit diameter	Head height	Color	Color code RAL	Packaging	Contents
62701	3,2 mm	6,5 mm	8 mm	3-5,5 mm	1,8	3,3 mm	0,8	White	RAL9003	204	925 PCS
62703	3,2 mm	6,5 mm	8 mm	3-5,5 mm	1,8	3,3 mm	0,8	Black	RAL9011	204	925 PCS
62705	3,2 mm	6,5 mm	8 mm	3-5,5 mm	1,8	3,3 mm	0,8	Brick red	RAL8004	204	925 PCS
62709	3,2 mm	6,5 mm	8 mm	3-5,5 mm	1,8	3,3 mm	0,8	Red	RAL3009	204	925 PCS
62711	3,2 mm	6,5 mm	10 mm	5-7,5 mm	1,8	3,3 mm	0,8	White	RAL9003	204	850 PCS
62713	3,2 mm	6,5 mm	10 mm	5-7,5 mm	1,8	3,3 mm	0,8	Black	RAL9011	204	850 PCS
62715	3,2 mm	6,5 mm	10 mm	5-7,5 mm	1,8	3,3 mm	0,8	Brick red	RAL8004	204	850 PCS
62719	3,2 mm	6,5 mm	10 mm	5-7,5 mm	1,8	3,3 mm	0,8	Red	RAL3009	204	850 PCS
62721	3,2 mm	6,5 mm	12 mm	7-9 mm	1,8	3,3 mm	0,8	White	RAL9003	204	775 PCS
62723	3,2 mm	6,5 mm	12 mm	7-9 mm	1,8	3,3 mm	0,8	Black	RAL9011	204	775 PCS
62725	3,2 mm	6,5 mm	12 mm	7-9 mm	1,8	3,3 mm	0,8	Brick red	RAL8004	204	775 PCS
62731	4 mm	8 mm	8 mm	3-5,5 mm	2,2	4,1 mm	1	White	RAL9010	204	650 PCS
62733	4 mm	8 mm	8 mm	3-5,5 mm	2,2	4,1 mm	1	Black	RAL9003	204	650 PCS
62735	4 mm	8 mm	8 mm	3-5,5 mm	2,2	4,1 mm	1	Brick red	RAL9011	204	650 PCS
62737	4 mm	8 mm	8 mm	3-5,5 mm	2,2	4,1 mm	1	Red	RAL8004	204	650 PCS
62739	4 mm	8 mm	8 mm	5-7 mm	2,2	4,1 mm	1	White	RAL9003	204	600 PCS
62741	4 mm	8 mm	8 mm	5-7 mm	2,2	4,1 mm	1	Black	RAL9011	204	600 PCS

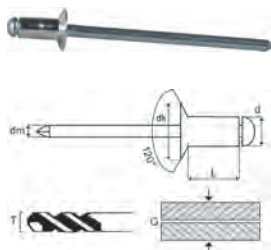
Ø mm	Shear stress N	Tensile load N
3.2	500	700
4.0	850	1200
4.8	1200	1700
5.0	1400	2000
6.4	2200	3150

All strength data are average values and are produced from test series and rivet quantity. We recommend that you use these values only as a guide, since many factors other than strength values can affect the riveting result. We recommend that you also test the rivet in your own application to determine the exact function.

OPEN BLIND RIVET ALU/STEEL, PAN HEAD, PAINTED

COLOUR CODES

RAL standard colours	RAL no
White	9003
Black	9011
Brick red	8004
Red	3009



OPEN BLIND RIVET ALU/STEEL, COUNTERSUNK HEAD

AREA OF USE

ESSVE Blind rivet is a very useful fastener that gives designers immense variation opportunities in product design and material selection.

DESCRIPTION

ESSVE Blind rivet is easy to fit using hand tools or pneumatic tools, it gives a strong, vibration-proof joint with low-on-site costs.

INSTALLATION INSTRUCTIONS

ESSVE Blind rivet is mounted from one side of the work piece, in drilled or punched holes that should be approx. 0.1mm larger than the rivet diameter.

Specification

Corrosion resistance class	C2
Application environment	Indoors



Standard Pro Pack

Item no	Outer diameter	Diameter of head	Length	Grip range min	Mandrel diameter	Drill bit diameter	Packaging	Contents
62401	3,2 mm	6 mm	6 mm	1,5-3,5 mm	1,8	3,3 mm	204	900 PCS
62403	3,2 mm	6 mm	8 mm	3-5,5 mm	1,8	3,3 mm	204	825 PCS
62405	3,2 mm	6 mm	10 mm	5-7,5 mm	1,8	3,3 mm	204	800 PCS
62407	3,2 mm	6 mm	12 mm	7-9 mm	1,8	3,3 mm	204	775 PCS
62409	4 mm	7,5 mm	6 mm	1,5-3,5 mm	2,18	4,1 mm	204	675 PCS
62411	4 mm	7,5 mm	8 mm	2-5,5 mm	2,18	4,1 mm	204	650 PCS
62413	4 mm	7,5 mm	10 mm	5-7 mm	2,18	4,1 mm	204	650 PCS
62415	4 mm	7,5 mm	12 mm	6,5-9 mm	2,18	4,1 mm	204	500 PCS
62417	4 mm	7,5 mm	16 mm	8,5-12,5 mm	2,18	4,1 mm	304	800 PCS
62421	4,8 mm	9 mm	8 mm	2-5 mm	2,7	4,9 mm	304	750 PCS
62423	4,8 mm	9 mm	10 mm	4-6,5 mm	2,7	4,9 mm	304	725 PCS
62425	4,8 mm	9 mm	12 mm	6-8 mm	2,7	4,9 mm	304	650 PCS
62427	4,8 mm	9 mm	14 mm	7,5-10 mm	2,7	4,9 mm	304	575 PCS
62433	4,8 mm	9 mm	18 mm	11,5-13,5 mm	2,7	4,9 mm	304	500 PCS
62435	4,8 mm	9 mm	20 mm	12-15,5 mm	2,7	4,9 mm	204	275 PCS
62437	4,8 mm	9 mm	25 mm	15-20 mm	2,7	4,9 mm	204	250 PCS

Ø mm	Shear stress N	Tensile load N
3.2	500	700
4.0	850	1200
4.8	1200	1700
5.0	1400	2000
6.4	2200	3150

All strength data are average values and are produced from test series and rivet quantity. We recommend that you use these values only as a guide, since many factors other than strength values can affect the riveting result. We recommend that you also test the rivet in your own application to determine the exact function.

OPEN BLIND RIVET ALU/STEEL, COUNTERSUNK HEAD

Ø mm	Shear stress N	Tensile load N
3.2	500	700
4.0	850	1200
4.8	1200	1700

All strength data are average values and are produced from test series and rivet quantity. We recommend that you use these values only as a guide, since many factors other than strength values can affect the riveting result. We recommend that you also test the rivet in your own application to determine the exact function.

OPEN BLIND RIVET, ALU/STEEL, LARGE PAN HEAD

AREA OF USE

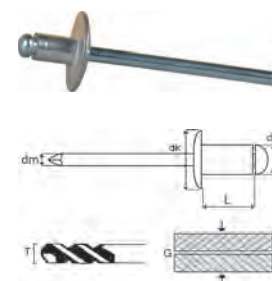
ESSVE Blind rivet is a very useful fastener that gives designers immense variation opportunities in product design and material selection.

DESCRIPTION

ESSVE Blind rivet is easy to fit using hand tools or pneumatic tools, it gives a strong, vibration-proof joint with low-on-site costs.

INSTALLATION INSTRUCTIONS

ESSVE Blind rivet is mounted from one side of the work piece, in drilled or punched holes that should be approx. 0.1mm larger than the rivet diameter.



Specification

Corrosion resistance class	C2
Application environment	Outdoors



Standard Pro Pack

Item no	Outer diameter	Diameter of head	Length	Grip range min	Mandrel diameter	Drill bit diameter	Head height	Packaging	Contents
62601	4 mm	12 mm	6 mm	1-3,5 mm	2,2	4,1 mm	2,2	204	450 PCS
62603	4 mm	12 mm	8 mm	3-5,5 mm	2,2	4,1 mm	2,2	204	450 PCS
62605	4 mm	12 mm	10 mm	5-7 mm	2,2	4,1 mm	2,2	204	425 PCS
62607	4 mm	12 mm	12 mm	6,5-9 mm	2,2	4,1 mm	2,2	204	350 PCS
62609	4 mm	12 mm	16 mm	8,5-12,5 mm	2,2	4,1 mm	2,2	304	550 PCS
62611	4,8 mm	16 mm	8 mm	2-5 mm	2,7	4,9 mm	2,5	304	425 PCS
62613	4,8 mm	16 mm	10 mm	4-6,5 mm	2,7	4,9 mm	2,5	304	400 PCS
62615	4,8 mm	16 mm	12 mm	6-8 mm	2,7	4,9 mm	2,5	304	375 PCS
62617	4,8 mm	16 mm	16 mm	7,5-12 mm	2,7	4,9 mm	2,5	304	350 PCS
62619	4,8 mm	16 mm	18 mm	11,5-13,5 mm	2,7	4,9 mm	2,5	304	325 PCS
62621	4,8 mm	16 mm	20 mm	12-15,5 mm	2,7	4,9 mm	2,5	304	275 PCS

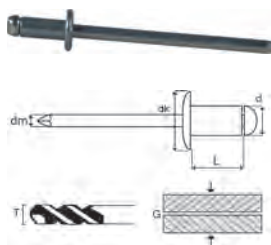
Ø mm	Shear stress N	Tensile load N
3.2	500	700
4.0	850	1200
4.8	1200	1700
5.0	1400	2000
6.4	2200	3150

All strength data are average values and are produced from test series and rivet quantity. We recommend that you use these values only as a guide, since many factors other than strength values can affect the riveting result. We recommend that you also test the rivet in your own application to determine the exact function.

OPEN BLIND RIVET, ALU/STEEL, LARGE PAN HEAD

Ø mm	Shear stress N	Tensile load N
4.0	850	1200
4.8	1200	1700

All strength data are average values and are produced from test series and rivet quantity. We recommend that you use these values only as a guide, since many factors other than strength values can affect the riveting result. We recommend that you also test the rivet in your own application to determine the exact function.



OPEN BLIND RIVET STEEL/STEEL, PAN HEAD

AREA OF USE

ESSVE Blind rivet is a very useful fastener that gives designers immense variation opportunities in product design and material selection.

DESCRIPTION

ESSVE Blind rivet is easy to fit using hand tools or pneumatic tools, it gives a strong, vibration-proof joint with low-on-site costs.

INSTALLATION INSTRUCTIONS

ESSVE Blind rivet is mounted from one side of the work piece, in drilled or punched holes that should be approx. 0.1mm larger than the rivet diameter.

Specification

Corrosion resistance class	C1
Application environment	Indoors

C1

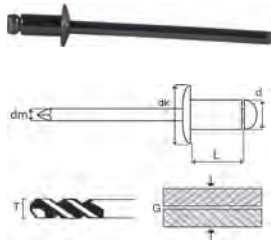
Standard Pro Pack

Item no	Outer diameter	Diameter of head	Length	Grip range min	Mandrel diameter	Drill bit diameter	Head height	Packaging	Contents
65501	3 mm	6,5 mm	6 mm	0,5-3,5 mm	1,95	3,1 mm	0,8	204	925 PCS
65503	3 mm	6,5 mm	8 mm	3-5,5 mm	1,95	3,1 mm	0,8	204	800 PCS
65505	3,2 mm	6,5 mm	6 mm	1,5-3,5 mm	1,95	3,3 mm	0,8	204	875 PCS
65507	3,2 mm	6,5 mm	8 mm	3-5,5 mm	1,95	3,3 mm	0,8	204	825 PCS
65509	3,2 mm	6,5 mm	10 mm	5-7,5 mm	1,95	3,3 mm	0,8	204	800 PCS
65511	3,2 mm	6,5 mm	12 mm	7-9 mm	1,95	3,3 mm	0,8	204	750 PCS
65573	3,2 mm	6,5 mm	16 mm	9-12,5 mm	1,95	3,3 mm	0,8	204	625 PCS
65513	4 mm	8 mm	6 mm	8,5-12 mm	2,4	4,1 mm	1	204	650 PCS
65515	4 mm	8 mm	8 mm	3-5,5 mm	2,4	4,1 mm	1	204	625 PCS
65517	4 mm	8 mm	10 mm	5-7 mm	2,4	4,1 mm	1	204	575 PCS
65519	4 mm	8 mm	12 mm	6,5-9 mm	2,4	4,1 mm	1	204	500 PCS
65521	4 mm	8 mm	16 mm	9-12,5 mm	2,4	4,1 mm	1	304	700 PCS
65525	4,8 mm	9,5 mm	8 mm	2,5-4,5 mm	2,9	4,9 mm	1,2	304	675 PCS
65527	4,8 mm	9,5 mm	10 mm	4-6,5 mm	2,9	4,9 mm	1,2	304	650 PCS
65529	4,8 mm	9,5 mm	12 mm	6-8,5 mm	2,9	4,9 mm	1,2	304	625 PCS
65531	4,8 mm	9,5 mm	16 mm	8-12 mm	2,9	4,9 mm	1,2	304	525 PCS
65533	4,8 mm	9,5 mm	20 mm	11-15 mm	2,9	4,9 mm	1,2	204	250 PCS
65535	4,8 mm	9,5 mm	25 mm	14,5-20 mm	2,9	4,9 mm	1,2	204	200 PCS
65537	5 mm	9,5 mm	8 mm	2,5-4,5 mm	2,9	5,1 mm	1,2	304	700 PCS
65539	5 mm	9,5 mm	10 mm	4-6,5 mm	2,9	5,1 mm	1,2	304	650 PCS
65541	5 mm	9,5 mm	12 mm	6-8,5 mm	2,9	5,1 mm	1,2	304	625 PCS
65543	5 mm	9,5 mm	16 mm	8-12 mm	2,9	5,1 mm	1,2	304	600 PCS
65545	5 mm	9,5 mm	20 mm	11-15 mm	2,9	5,1 mm	1,2	204	225 PCS
65567	5 mm	9,5 mm	35 mm	25-30 mm	2,9	5,1 mm	1,2	304	200 PCS
65547	6 mm	12 mm	12 mm	2-5,5 mm	3,7	6,1 mm	1,5	204	225 PCS
65549	6 mm	12 mm	16 mm	4-7,5 mm	3,7	6,1 mm	1,5	304	325 PCS
65553	6,4 mm	12,5 mm	10 mm	3-6 mm	3,8	6,5 mm	1,8	204	200 PCS
65555	6,4 mm	12,5 mm	12 mm	3,5-7,5 mm	3,8	6,5 mm	1,8	304	300 PCS
65557	6,4 mm	12,5 mm	16 mm	6-11,5 mm	3,8	6,5 mm	1,8	304	275 PCS
65559	6,4 mm	12,5 mm	18 mm	8-13 mm	3,8	6,5 mm	1,8	304	250 PCS
65561	6,4 mm	12,5 mm	20 mm	9-14,5 mm	3,8	6,5 mm	1,8	304	225 PCS
65563	6,4 mm	12,5 mm	25 mm	13-19,5 mm	3,8	6,5 mm	1,8	304	200 PCS
65569	3,2 mm	6,5 mm	8 mm	3-5,5 mm	1,95	3,3 mm	0,8	204	825 PCS
65571	3,2 mm	6,5 mm	10 mm	5-7,5 mm	1,95	3,3 mm	0,8	204	800 PCS
65580	4 mm	8 mm	12 mm	6,5-8,5 mm	2,18	4,1 mm	1	204	500 PCS

OPEN BLIND RIVET STEEL/STEEL, PAN HEAD

Ø mm	Shear stress N	Tensile load N
3.0	950	1100
3.2	1100	1200
4.0	1700	2200
4.8	2900	3100
5.0	3100	4000
6.0	4300	4800
6.4	4900	5700

All strength data are average values and are produced from test series and rivet quantity. We recommend that you use these values only as a guide, since many factors other than strength values can affect the riveting result. We recommend that you also test the rivet in your own application to determine the exact function.



OPEN BLIND RIVET STAINLESS A2/A2, PAN HEAD

AREA OF USE

ESSVE Blind rivet is a very useful fastener that gives designers immense variation opportunities in product design and material selection.

DESCRIPTION

ESSVE Blind rivet is easy to fit using hand tools or pneumatic tools, it gives a strong, vibration-proof joint with low-on-site costs. The selection of stainless A2 grade reduces the risk of corrosion for the installation.

INSTALLATION INSTRUCTIONS

ESSVE Blind rivet is mounted from one side of the work piece, in drilled or punched holes that should be approx. 0.1mm larger than the rivet diameter.

Specification

Main Materials	Stainless steel A2
Corrosion resistance class	C4 A2
Application environment	Outdoors



Standard Pro Pack

Item no	Outer diameter	Diameter of head	Length	Grip range min	Mandrel diameter	Drill bit diameter	Head height	Packaging	Contents
66101	3,2 mm	6,5 mm	6 mm	0,5-3,5 mm	1,95	3,3 mm	0,8	204	875 PCS
66103	3,2 mm	6,5 mm	8 mm	3-5,5 mm	1,95	3,3 mm	0,8	204	800 PCS
66105	3,2 mm	6,5 mm	10 mm	5-7 mm	1,95	3,3 mm	0,8	204	775 PCS
66107	3,2 mm	6,5 mm	12 mm	6,5-9 mm	1,95	3,3 mm	0,8	204	750 PCS
66109	4 mm	8 mm	8 mm	2,5-4,5 mm	2,42	4,1 mm	1	204	575 PCS
66111	4 mm	8 mm	10 mm	4,5-6,5 mm	2,42	4,1 mm	1	204	575 PCS
66113	4 mm	8 mm	12 mm	6,5-8,5 mm	2,42	4,1 mm	1	204	550 PCS
66115	4 mm	8 mm	14 mm	8,5-10,5 mm	2,42	4,1 mm	1	204	450 PCS
66117	4,8 mm	9,5 mm	8 mm	1,5-4 mm	2,9	4,9 mm	1,1	304	675 PCS
66119	4,8 mm	9,5 mm	10 mm	4-6 mm	2,9	4,9 mm	1,1	304	650 PCS
66121	4,8 mm	9,5 mm	12 mm	6-8,5 mm	2,9	4,9 mm	1,1	304	575 PCS
66123	4,8 mm	9,5 mm	14 mm	7-9,5 mm	2,9	4,9 mm	1,1	304	575 PCS
66125	4,8 mm	9,5 mm	16 mm	8-11 mm	2,9	4,9 mm	1,1	304	525 PCS

Small Pack

Item no	Outer diameter	Diameter of head	Length	Grip range min	Mandrel diameter	Drill bit diameter	Head height	Packaging	Contents
612300	3,2 mm	6,5 mm	8 mm	3-5 mm	1,95	3,3 mm	0,8	PC	25 PCS
612301	3,2 mm	6,5 mm	10 mm	5-7 mm	1,95	3,3 mm	0,8	PC	20 PCS

STRENGTH DATA

Ø mm	Shear stress N	Tensile load N
3.2	1900	2500
4.0	2900	3650
4.8	4200	5300

All strength data are average values and are produced from test series and rivet quantity. We recommend that you use these values only as a guide, since many factors other than strength values can affect the riveting result. We recommend that you also test the rivet in your own application to determine the exact function.

OPEN BLIND RIVET, STAINLESS ACID PROOF A4/A4, PAN HEAD

AREA OF USE

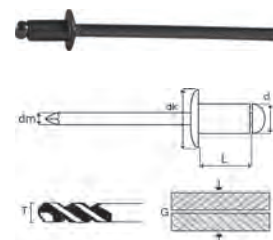
ESSVE Blind rivet is a very useful fastener that gives designers immense variation opportunities in product design and material selection.

DESCRIPTION

ESSVE Blind rivet is easy to fit using hand tools or pneumatic tools. It gives a strong, vibration-proof joint with low-on-site costs. The selection of stainless acid proof A4 grade reduces the risk of corrosion for the installation.

INSTALLATION INSTRUCTIONS

ESSVE Blind rivet is mounted from one side of the work piece, in drilled or punched holes that should be approx. 0.1mm larger than the rivet diameter.



Specification

Main Materials	Stainless steel A4
Corrosion resistance class	C5
Application environment	Outdoors

A4

Standard Pro Pack

Item no	Outer diameter	Diameter of head	Length	Grip range min	Mandrel diameter	Drill bit diameter	Head height	Packaging	Contents
66901	3,2 mm	6,5 mm	6 mm	0,5-3,5 mm	1,95	3,3 mm	0,8	204	875 PCS
66903	3,2 mm	6,5 mm	8 mm	3-5,5 mm	1,95	3,3 mm	0,8	204	800 PCS
66905	3,2 mm	6,5 mm	10 mm	5-7 mm	1,95	3,3 mm	0,8	204	775 PCS
66907	3,2 mm	6,5 mm	12 mm	6,5-9 mm	1,95	3,3 mm	0,8	204	750 PCS
66909	4 mm	7,5 mm	8 mm	2,5-4,5 mm	2,45	4,1 mm	1	204	575 PCS
66911	4 mm	7,5 mm	10 mm	4,5-6,5 mm	2,45	4,1 mm	1	204	575 PCS
66913	4 mm	7,5 mm	12 mm	6,5-8,5 mm	2,45	4,1 mm	1	204	550 PCS
66915	4 mm	7,5 mm	14 mm	8,5-10,5 mm	2,45	4,1 mm	1	204	450 PCS
66917	4,8 mm	9,5 mm	8 mm	1,5-4 mm	2,92	4,9 mm	1,1	304	675 PCS
66919	4,8 mm	9,5 mm	10 mm	4-6 mm	2,92	4,9 mm	1,1	304	650 PCS
66921	4,8 mm	9,5 mm	12 mm	6-8,5 mm	2,92	4,9 mm	1,1	304	625 PCS
66923	4,8 mm	9,5 mm	14 mm	7-9,5 mm	2,92	4,9 mm	1,1	304	575 PCS
66925	4,8 mm	9,5 mm	16 mm	9-11 mm	2,92	4,9 mm	1,1	304	525 PCS

Ø mm	Shear stress N	Tensile load N
3.2	1900	2500
4.0	2900	3650
4.8	4200	5300

All strength data are average values and are produced from test series and rivet quantity. We recommend that you use these values only as a guide, since many factors other than strength values can affect the riveting result. We recommend that you also test the rivet in your own application to determine the exact function.



BLIND RIVET, ALUMINIUM

Specification

Corrosion resistance class	C2
Application environment	Indoors



Small Pack

Item no	Outer diameter	Diameter of head	Length	Grip range min	Mandrel diameter	Drill bit diameter	Head height	Color	Color code RAL	Packaging	Contents
612100	3,2 mm	6,5 mm	6 mm	1,5-3,5 mm	1,8	3,3 mm	0,8			PC	25 PCS
614100	3,2 mm	6,5 mm	6 mm	1,5-3,5 mm	1,8	3,3 mm	0,8			PC	100 PCS
612101	3,2 mm	6,5 mm	8 mm	3,5-5 mm	1,8	3,3 mm	0,8			PC	25 PCS
614101	3,2 mm	6,5 mm	8 mm	3,5-5 mm	1,8	3,3 mm	0,8			PC	100 PCS
612102	3,2 mm	6,5 mm	10 mm	5-7 mm	1,8	3,3 mm	0,8			PC	25 PCS
614102	3,2 mm	6,5 mm	10 mm	5-7 mm	1,8	3,3 mm	0,8			PC	100 PCS
612103	4 mm	8 mm	6 mm	1,5-3 mm	2,2	4,1 mm	1			PC	25 PCS
612104	4 mm	8 mm	8 mm	3-5 mm	2,2	4,1 mm	1			PC	25 PCS
614104	4 mm	8 mm	8 mm	3-5 mm	2,2	4,1 mm	1			PC	100 PCS
612105	4 mm	8 mm	10 mm	5-6,5 mm	2,2	4,1 mm	1			PC	20 PCS
614105	4 mm	8 mm	10 mm	5-6,5 mm	2,2	4,1 mm	1			PC	100 PCS
612110	4,8 mm	9,5 mm	12 mm	4,5-6 mm	2,7	4,9 mm	1,1			PC	15 PCS
614111	4,8 mm	9,5 mm	12 mm	4,5-6 mm	2,7	4,9 mm	1,1			PC	60 PCS
612112	4,8 mm	9,5 mm	11,2 mm	6-8 mm	2,7	4,9 mm	1,1			PC	15 PCS
614113	4,8 mm	9,5 mm	11,2 mm	6-8 mm	2,7	4,9 mm	1,1			PC	60 PCS
612304	3,2 mm	6,5 mm	8 mm	3-5,5 mm	1,95	3,3 mm	0,8	White	RAL9003	PC	25 PCS
612306	3,2 mm	6,5 mm	8 mm	3-5,5 mm	1,95	3,3 mm	0,8	Black	RAL9011	PC	25 PCS

MULTI-GRIP RIVET

MULTI-RIVET VENTILATION, ALU/STEEL, PAN HEAD

AREA OF USE

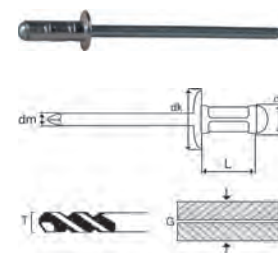
ESSVE Multi-rivet is a very useful fastener that gives designers immense variation opportunities in product design and material selection.

DESCRIPTION

ESSVE Multi-rivet is easy to fit using hand tools or pneumatic tools, it gives a strong, vibration-proof joint with low-on-site costs. The multi-rivet has very hole filling. Tolerates large plate and hole variations and efficiently seals against particles and dirt.

INSTALLATION INSTRUCTIONS

ESSVE Multi-rivet is mounted from one side of the work piece, in drilled or punched holes that should be approx. 0.1mm larger than the rivet diameter.



Specification

Corrosion resistance class	C2
Application environment	Indoors

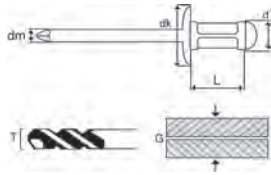


Standard Pro Pack

Item no	Outer diameter	Diameter of head	Length	Grip range min	Mandrel diameter	Drill bit diameter	Head height	Packaging	Contents
66601	3,2 mm	6 mm	8 mm	0,8-4,8 mm	1,8	3,3 mm	1,4	204	800 PCS
66603	3,2 mm	6 mm	11,1 mm	4-7,9 mm	1,8	3,3 mm	1,4	204	750 PCS
66605	4 mm	8 mm	9,5 mm	1,2-6 mm	2,2	4,1 mm	1,7	204	525 PCS
66607	4 mm	8 mm	12,7 mm	4-9,5 mm	2,2	4,1 mm	1,7	204	475 PCS
66609	4,8 mm	9,5 mm	10,3 mm	1,5-6 mm	2,7	4,9 mm	2	304	725 PCS
66611	4,8 mm	9,5 mm	15,1 mm	4,8-11,1 mm	2,7	4,9 mm	2	304	500 PCS
66613	4,8 mm	9,5 mm	16,9 mm	6-12 mm	2,7	4,9 mm	2	304	450 PCS
66615	4,8 mm	9,5 mm	24,8 mm	14-20 mm	2,7	4,9 mm	2	304	200 PCS

Small Pack

Item no	Outer diameter	Diameter of head	Length	Grip range min	Mandrel diameter	Drill bit diameter	Head height	Packaging	Contents
612321	3,2 mm	6,5 mm	11,1 mm	4-7,9 mm	1,8	3,3 mm	1,4	PC	25 PCS



MULTI-RIVET VENTILATION, ALU/STEEL, PAN HEAD, PAINTED

AREA OF USE

ESSVE Multi-rivet is a very useful fastener that gives designers immense variation opportunities in product design and material selection.

DESCRIPTION

ESSVE Multi-rivet is easy to fit using hand tools or pneumatic tools, it gives a strong, vibration-proof joint with low-on-site costs. The multi-rivet has very hole filling. Tolerates large plate and hole variations and efficiently seals against particles and dirt.

INSTALLATION INSTRUCTIONS

ESSVE Multi-rivet is mounted from one side of the work piece, in drilled or punched holes that should be approx. 0.1mm larger than the rivet diameter.

Specification

Corrosion resistance class	C2
Application environment	Indoors



Standard Pro Pack

Item no	Outer diameter	Diameter of head	Length	Grip range min	Mandrel diameter	Drill bit diameter	Head height	Packaging	Contents
66617	3,2 mm	6 mm	8 mm	0,8-4,8 mm	1,8	3,3 mm	1,4	204	800 PCS
66619	3,2 mm	6 mm	8 mm	0,8-4,8 mm	1,8	3,3 mm	1,4	204	800 PCS

MULTI-RIVET VENTILATION, ALU/STEEL, PAN HEAD, PAINTED

COLOUR CODE RAL

Standard colours	RAL no
White	9003
Black	9011
Brick red	8004
Red	3009

MULTI-RIVET VENTILATION, ALU/STEEL, LARGE PAN HEAD

AREA OF USE

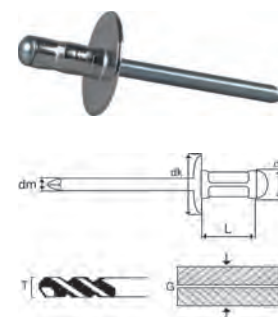
ESSVE Multi-rivet is a very useful fastener that gives designers immense variation opportunities in product design and material selection.

DESCRIPTION

ESSVE Multi-rivet is easy to fit using hand tools or pneumatic tools, it gives a strong, vibration-proof joint with low-on-site costs. The multi-rivet has very hole filling. Tolerates large plate and hole variations and efficiently seals against particles and dirt.

INSTALLATION INSTRUCTIONS

ESSVE Multi-rivet is mounted from one side of the work piece, in drilled or punched holes that should be approx. 0.1mm larger than the rivet diameter.



Specification

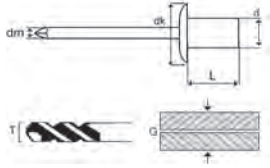
Corrosion resistance class	C2
Application environment	Indoors



Standard Pro Pack

Item no	Outer diameter	Diameter of head	Length	Grip range min	Mandrel diameter	Drill bit diameter	Head height	Packaging	Contents
66625	4,8 mm	8 mm	10,3 mm	1,5-6 mm	2,8	4,9 mm	2,5	304	400 PCS
66627	4,8 mm	8 mm	16,9 mm	6-12 mm	2,8	4,9 mm	2,5	304	350 PCS
66629	4,8 mm	8 mm	24,8 mm	14-20 mm	2,8	4,9 mm	2,5	304	200 PCS

CLOSED END BLIND RIVET



PRESSURE TIGHT BLIND RIVET ALU/STEEL, PAN HEAD

AREA OF USE

ESSVE Blind rivet is a very useful fastener that gives designers immense variation opportunities in product design and material selection.

DESCRIPTION

ESSVE Blind rivet is easy to fit using hand tools or pneumatic tools, it gives a strong, vibration-proof joint with low-on-site costs.

INSTALLATION INSTRUCTIONS

ESSVE Blind rivet is mounted from one side of the work piece, in drilled or punched holes that should be approx. 0.1mm larger than the rivet diameter.

Specification

Corrosion resistance class	C2
Application environment	Outdoors



Standard Pro Pack

Item no	Outer diameter	Diameter of head	Length	Grip range min	Mandrel diameter	Drill bit diameter	Head height	Packaging	Contents
62801	3,2 mm	6,2 mm	6,5 mm	0,5-2 mm	1,75	3,3 mm	1,3	204	750 PCS
62803	3,2 mm	6,2 mm	8 mm	1,5-3,5 mm	1,75	3,3 mm	1,3	204	800 PCS
62805	3,2 mm	6,2 mm	9,5 mm	3-5 mm	1,75	3,3 mm	1,3	204	775 PCS
62807	3,2 mm	6,2 mm	11 mm	4,5-6,5 mm	1,75	3,3 mm	1,3	204	750 PCS
62809	3,2 mm	6,2 mm	12,5 mm	6-8 mm	1,75	3,3 mm	1,3	204	725 PCS
62811	4 mm	7,5 mm	8 mm	0,5-3,5 mm	2,2	4,1 mm	1,7	204	550 PCS
62813	4 mm	7,5 mm	9,5 mm	3-5 mm	2,2	4,1 mm	1,7	204	525 PCS
62815	4 mm	7,5 mm	11 mm	4,5-6,5 mm	2,2	4,1 mm	1,7	204	475 PCS
62817	4 mm	7,5 mm	12,5 mm	6-8 mm	2,2	4,1 mm	1,7	204	425 PCS
62819	4,8 mm	9,5 mm	8,5 mm	0,5-3,5 mm	2,63	4,9 mm	2	304	650 PCS
62821	4,8 mm	9,5 mm	9,5 mm	3-5 mm	2,63	4,9 mm	2	304	625 PCS
62823	4,8 mm	9,5 mm	11 mm	4,5-6,5 mm	2,63	4,9 mm	2	304	600 PCS
62825	4,8 mm	9,5 mm	13 mm	6-8 mm	2,63	4,9 mm	2	304	550 PCS
62827	4,8 mm	9,5 mm	14,5 mm	7,5-9,5 mm	2,63	4,9 mm	2	304	525 PCS
62829	4,8 mm	9,5 mm	18 mm	10,5-13 mm	2,63	4,9 mm	2	304	575 PCS
62831	4,8 mm	9,5 mm	21 mm	12,5-16 mm	2,63	4,9 mm	2	304	350 PCS
62833	6,4 mm	12,8 mm	12,5 mm	1,5-6,5 mm	3,7	6,5 mm	2,7	304	250 PCS
62835	6,4 mm	12,8 mm	15,5 mm	3,5-9,5 mm	3,7	6,5 mm	2,7	304	300 PCS

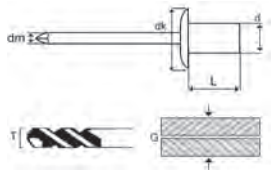
Ø mm	Shear stress N	Tensile load N
3.2	500	700
4.0	850	1200
4.8	1200	1700
5.0	1400	2000
6.4	2200	3150

All strength data are average values and are produced from test series and rivet quantity. We recommend that you use these values only as a guide, since many factors other than strength values can affect the riveting result. We recommend that you also test the rivet in your own application to determine the exact function.

PRESSURE TIGHT BLIND RIVET ALU/STEEL, PAN HEAD

Ø mm	Shear stress N	Tensile load N
3.2	700	1100
4.0	1600	2200
4.8	2230	3100
6.4	4000	4900

All strength data are average values and are produced from test series and rivet quantity. We recommend that you use these values only as a guide, since many factors other than strength values can affect the riveting result. We recommend that you also test the rivet in your own application to determine the exact function.



PRESSURE TIGHT BLIND RIVET ALU/STEEL, PAN HEAD, PAINTED

AREA OF USE

ESSVE Blind rivet is a very useful fastener that gives designers immense variation opportunities in product design and material selection.

DESCRIPTION

ESSVE Blind rivet is easy to fit using hand tools or pneumatic tools, it gives a strong, vibration-proof joint with low-on-site costs.

INSTALLATION INSTRUCTIONS

ESSVE Blind rivet is mounted from one side of the work piece, in drilled or punched holes that should be approx. 0.1mm larger than the rivet diameter.

Specification

Corrosion resistance class	C2
Application environment	Outdoors



Standard Pro Pack

Item no	Outer diameter	Diameter of head	Length	Grip range min	Mandrel diameter	Drill bit diameter	Head height	Color	Color code RAL	Packaging	Contents
62837	4 mm	7,5 mm	9,5 mm	3-5 mm	2,2	4,1 mm	1,7	Black	RAL9011	204	525 PCS
62839	4 mm	7,5 mm	9,5 mm	3-5 mm	2,2	4,1 mm	1,7	Brick red	RAL8004	204	525 PCS
62841	4 mm	7,5 mm	9,5 mm	3-5 mm	2,2	4,1 mm	1,7	White	RAL9003	204	525 PCS

Ø mm	Shear stress N	Tensile load N
3.2	500	700
4.0	850	1200
4.8	1200	1700
5.0	1400	2000
6.4	2200	3150

All strength data are average values and are produced from test series and rivet quantity. We recommend that you use these values only as a guide, since many factors other than strength values can affect the riveting result. We recommend that you also test the rivet in your own application to determine the exact function.

PRESSURE TIGHT BLIND RIVET ALU/STEEL, PAN HEAD, PAINTED

COLOUR CODE RAL

RAL standard colours	RAL no
White	9003
Black	9011
Brick red	8004

PRESSURE TIGHT BLIND RIVET STAINLESS A2/A2, PAN HEAD

AREA OF USE

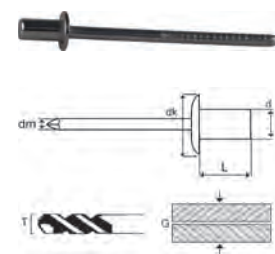
ESSVE Blind rivet is a very useful fastener that gives designers immense variation opportunities in product design and material selection.

DESCRIPTION

ESSVE Blind rivet is easy to fit using hand tools or pneumatic tools, it gives a strong, vibration-proof joint with low-on-site costs. The selection of stainless A2 grade reduces the risk of corrosion for the installation.

INSTALLATION INSTRUCTIONS

ESSVE Blind rivet is mounted from one side of the work piece, in drilled or punched holes that should be approx. 0.1mm larger than the rivet diameter.



Specification

Main Materials	Stainless steel A2
Corrosion resistance class	C4 A2
Application environment	Outdoors



Standard Pro Pack

Item no	Outer diameter	Diameter of head	Length	Grip range min	Mandrel diameter	Drill bit diameter	Head height	Packaging	Contents
66127	3,2 mm	6,5 mm	6 mm	0,5-1,5 mm	1,9	3,3 mm	1,3	204	825 PCS
66129	3,2 mm	6,5 mm	8 mm	1-3 mm	1,9	3,3 mm	1,3	204	800 PCS
66131	3,2 mm	6,5 mm	10 mm	2,5-5 mm	1,9	3,3 mm	1,3	204	775 PCS
66133	4 mm	8 mm	8 mm	1,5-3 mm	2,3	4,1 mm	1,7	204	600 PCS
66135	4 mm	8 mm	9,5 mm	3-5 mm	2,3	4,1 mm	1,7	204	550 PCS
66137	4 mm	8 mm	12 mm	4,5-6,5 mm	2,3	4,1 mm	1,7	204	500 PCS
66139	4,8 mm	9,5 mm	8 mm	1,5-3 mm	2,9	4,9 mm	2	304	750 PCS
66141	4,8 mm	9,5 mm	9,5 mm	3-5 mm	2,9	4,9 mm	2	304	700 PCS
66143	4,8 mm	9,5 mm	12,5 mm	4,5-6,5 mm	2,9	4,9 mm	2	304	600 PCS

CLOSED END BLIND RIVET, ALUMINIUM

Specification

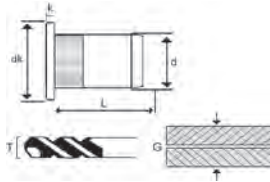
Corrosion resistance class	C2
Application environment	Outdoors



Small Pack

Item no	Outer diameter	Diameter of head	Length	Grip range min	Mandrel diameter	Drill bit diameter	Head height	Packaging	Contents
612200	4 mm	7,5 mm	8 mm	0,5-3,5 mm	2,2	4,1 mm	1,7	PC	15 PCS
612203	4 mm	7,5 mm	11 mm	4,5-6,5 mm	2,2	4,1 mm	1,7	PC	15 PCS

FLAT HEAD



BLIND NUT RIVET ALUMINIUM, FLAT HEAD

AREA OF USE

ESSVE Nut rivet is a very useful fastener that gives designers immense variation opportunities in product design and material selection.

DESCRIPTION

ESSVE Nut rivet is available in several different materials and with different head forms.

INSTALLATION INSTRUCTIONS

ESSVE Nut rivet is mounted from one side of the work piece, in drilled or punched holes that should be approx. 0.1mm larger than the nut rivet diameter. ESSVE Nut rivet is easy to it using hand tools or pneumatic tools.

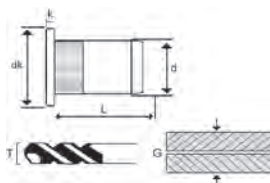
Specification

Corrosion resistance class	C2
Application environment	Indoors



Standard Pro Pack

Item no	Metric thread	Length	Grip range min	Diameter of head	Drill bit diameter	Head height	Packaging	Contents
67201	M4	10,8 mm	0,3-2 mm	10 mm	6,1 mm	0,9	204	1100 PCS
67203	M4	11,8 mm	2-3 mm	10 mm	6,1 mm	0,9	204	850 PCS
67205	M4	12,8 mm	3-4 mm	10 mm	6,1 mm	0,9	204	800 PCS
67207	M5	13 mm	0,3-3 mm	11 mm	7,1 mm	1	204	650 PCS
67209	M5	14 mm	3-4 mm	11 mm	7,1 mm	1	204	550 PCS
67211	M6	16 mm	0,5-3 mm	13 mm	9,1 mm	1,6	304	550 PCS
67213	M6	17,5 mm	3-4,5 mm	13 mm	9,1 mm	1,6	304	450 PCS
67215	M8	18,5 mm	0,5-3 mm	16 mm	11,1 mm	1,6	304	300 PCS
67217	M8	21,5 mm	3-5,5 mm	16 mm	11,1 mm	1,6	304	300 PCS
67220	M10	22,5 mm	1-3 mm	19 mm	13,1 mm	2	304	200 PCS
67222	M10	24 mm	3-4,5 mm	19 mm	13,1 mm	2	304	175 PCS



BLIND NUT RIVET STEEL, FLAT HEAD, ZINC PLATED

AREA OF USE

ESSVE Nut rivet is a very useful fastener that gives designers immense variation opportunities in product design and material selection.

DESCRIPTION

ESSVE Nut rivet is available in several different materials and with different head forms.

INSTALLATION INSTRUCTIONS

ESSVE Nut rivet is mounted from one side of the work piece, in drilled or punched holes that should be approx. 0.1mm larger than the nut rivet diameter. ESSVE Nut rivet is easy to it using hand tools or pneumatic tools.

Specification

Corrosion resistance class	C1
Application environment	Indoors



Standard Pro Pack

Item no	Metric thread	Length	Grip range min	Diameter of head	Drill bit diameter	Head height	Packaging	Contents
64737	M4	11,8 mm	0,3-3 mm	10 mm	6,1 mm	0,9	204	1000 PCS
64741	M5	13 mm	0,3-3 mm	13 mm	7,1 mm	1	204	650 PCS
64743	M5	14 mm	3-4 mm	11 mm	7,1 mm	1	204	550 PCS
64745	M6	16 mm	0,5-3 mm	13 mm	9,1 mm	1,5	304	550 PCS
64747	M6	17,5 mm	3-4,5 mm	13 mm	9,1 mm	1,5	304	450 PCS
64749	M8	16 mm	0,5-3 mm	16 mm	11,1 mm	1,5	304	300 PCS
64751	M8	21 mm	3-5,5 mm	16 mm	11,1 mm	1,5	304	300 PCS
64754	M10	12,8 mm	1-3 mm	17 mm	13,1 mm	2	304	200 PCS
64756	M10	24 mm	3-4,5 mm	17 mm	13,1 mm	2	304	175 PCS

	Pull-out force kN		Shear stress kN	
	Aluminium	Steel	Aluminium	Steel
M 4	4.0	6.8	1.2	2.1
M 5	6.5	11.5	1.9	2.6
M 6	7.8	16.5	2.7	3.8
M 8	12.3	25.0	3.9	5.4
M 10	17.5	32.0	4.2	6.9

All strength data are average values and are produced from test series and rivet quantity. We recommend that you use these values only as a guide, since many factors other than strength values can affect the riveting result. We recommend that you also test the rivet in your own application to determine the exact function.

RIVET NUT

Specification

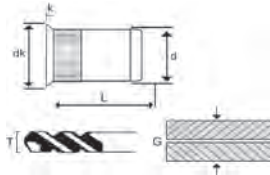
Corrosion resistance class	C2
Application environment	Indoors



Small Pack

Item no	Metric thread	Length	Grip range min	Diameter of head	Drill bit diameter	Head height	Packaging	Contents
612120	M4	11,2 mm	2-3 mm	10 mm	6,1 mm	0,9	PC	25 PCS
612122	M5	13 mm	0,3-3 mm	11 mm	7,1 mm	1	PC	25 PCS
612124	M6	16 mm	0,5-3 mm	13 mm	9,1 mm	1,6	PC	25 PCS

COUNTERSUNK HEAD



BLIND NUT RIVET, ALUMINIUM, COUNTERSUNK HEAD

AREA OF USE

ESSVE Nut rivet is a very useful fastener that gives designers immense variation opportunities in product design and material selection.

DESCRIPTION

ESSVE Nut rivet is available in several different materials and with different head forms.

INSTALLATION INSTRUCTIONS

ESSVE Nut rivet is mounted from one side of the work piece, in drilled or punched holes that should be approx. 0.1mm larger than the nut rivet diameter. ESSVE Nut rivet is easy to it using hand tools or pneumatic tools.

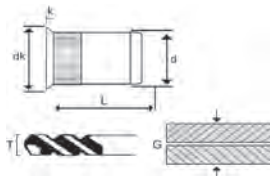
Specification

Corrosion resistance class	C2
Application environment	Indoors



Standard Pro Pack

Item no	Metric thread	Length	Grip range min	Diameter of head	Drill bit diameter	Head height	Packaging	Contents
64723	M4	11,5 mm	1,5-3,5 mm	8,3 mm	6,1 mm	1,5	204	1000 PCS
64725	M5	13 mm	1,5-4 mm	10 mm	7,1 mm	1,5	204	550 PCS
64729	M6	16 mm	1,5-4,5 mm	11,3 mm	9,1 mm	1,5	304	550 PCS
64731	M6	17,5 mm	4,5-6 mm	11,3 mm	9,1 mm	1,5	304	450 PCS
64733	M8	18,5 mm	1,5-4,5 mm	13,3 mm	11,1 mm	1,5	304	300 PCS



BLIND NUT RIVET, STEEL, COUNTERSUNK HEAD, ZINC PLATED

AREA OF USE

ESSVE Nut rivet is a very useful fastener that gives designers immense variation opportunities in product design and material selection.

DESCRIPTION

ESSVE Nut rivet is available in several different materials and with different head forms.

INSTALLATION INSTRUCTIONS

ESSVE Nut rivet is mounted from one side of the work piece, in drilled or punched holes that should be approx. 0.1mm larger than the nut rivet diameter. ESSVE Nut rivet is easy to it using hand tools or pneumatic tools.

Specification

Corrosion resistance class	C1
Application environment	Indoors



Standard Pro Pack

Item no	Metric thread	Length	Grip range min	Diameter of head	Drill bit diameter	Head height	Packaging	Contents
64757	M4	10,5 mm	0,5-3 mm	8 mm	6,1 mm	0,75	203	1000 PCS
64759	M5	11,5 mm	0,5-3 mm	8 mm	7,1 mm	0,75	203	650 PCS
64761	M6	13 mm	0,5-3 mm	10 mm	9,1 mm	0,75	204	550 PCS
64763	M8	15,5 mm	0,5-3 mm	12 mm	11,1 mm	0,75	304	300 PCS
64765	M10	17,5 mm	0,5-3 mm	14 mm	13,1 mm	0,95	304	275 PCS

	Pull-out force kN		Shear stress kN	
	Aluminium	Steel	Aluminium	Steel
M 4	4.0	6.8	1.2	2.1
M 5	6.5	11.5	1.9	2.6
M 6	7.8	16.5	2.7	3.8
M 8	12.3	25.0	3.9	5.4
M 10	17.5	32.0	4.2	6.9

All strength data are average values and are produced from test series and rivet quantity. We recommend that you use these values only as a guide, since many factors other than strength values can affect the riveting result. We recommend that you also test the rivet in your own application to determine the exact function.

ASSEMBLY TOOL FOR RIVETS



HAND-HELD RIVET PLIERS (2,4-4,8)

Standard Pro Pack

Item no	Description	Packaging	Contents
514400	RIVET TOOL	PCE	1 PCS

RIVET DRILL



DRILL FOR BLIND NUTS

Standard Pro Pack

Item no	Description	Flute length	Packaging	Contents
9995770	DRILL FOR RIVETS 3,3MM	18	PC	2 PCS
9995771	DRILL FOR RIVETS 4,1MM	22	PC	2 PCS
9995772	DRILL FOR RIVETS 4,9MM	26	PCE	1 PCS
9995774	DRILL FOR RIVETS 6,5MM	63	PCE	1 PCS

SELF DRILLING SCREWS, HEXAGON HEAD

SELF-DRILLING SCREW WITH HEX HEAD AND PH2 SLOT, BRIGHT ZINC PLATED

AREA OF USE

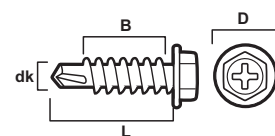
ESSVE self drilling screw designed for joining two or more sheets or installing sheets on thinner sections indoors.

DESCRIPTION

The screw is produced in hardened carbon steel with bright zinc plated surface treatment. It is equipped with hex head and Philips crosshead Ph2. The screw is self drilling and tapping.

INSTALLATION INSTRUCTIONS

Recommended rpm: 1400-2500/min



Steel

Specification

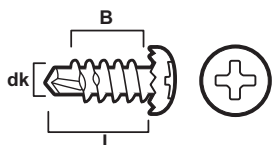
Surface treatment	Zinc plated
Main Materials	Steel
Corrosion resistance class	C1
Application environment	Indoors

C1

Standard Pro Pack

Item no	Diameter	Length	Diameter of head	Thread length	Type of bits	Socket	Drill capacity min/max	Packaging	Contents	CE
62502	3,5 mm	13 mm	6,3 mm	9 mm	PH2	1/4"	1 / 2,25	203	1000 PCS	✓
62511	4,2 mm	13 mm	6,3 mm	8 mm	PH2	1/4"	1 / 2,75	204	1000 PCS	✓
62512	4,2 mm	16 mm	6,3 mm	11 mm	PH2	1/4"	1 / 2,75	204	1000 PCS	✓
62513	4,2 mm	19 mm	6,3 mm	14 mm	PH2	1/4"	1 / 2,75	204	1000 PCS	✓
62515	4,2 mm	25 mm	10 mm	20 mm	PH2	1/4"	1 / 2,75	304	1000 PCS	✓
62522	4,8 mm	16 mm	10 mm	10 mm	PH2	8 mm	1 / 4,3	304	1000 PCS	✓
62523	4,8 mm	19 mm	10 mm	13 mm	PH2	8 mm	1 / 4,3	204	500 PCS	✓
62525	4,8 mm	25 mm	10 mm	19 mm	PH2	8 mm	1 / 4,3	204	500 PCS	✓
62526	4,8 mm	32 mm	10 mm	26 mm	PH2	8 mm	1 / 4,3	304	500 PCS	✓

DRILL SCREW PAN HEAD



Steel

SELF DRILLING SCREW WITH PAN HEAD, BRIGHT ZINC PLATED

AREA OF USE

ESSVE self-drilling screw with pan head designed for joining two or more sheets or installing sheets on thinner sections indoors.

DESCRIPTION

The screw is produced in hardened carbon steel with bright zinc plated surface treatment. It is equipped with Phillips crosshead Ph2. The screw is self drilling and tapping.

INSTALLATION INSTRUCTIONS

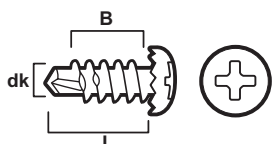
Recommended rpm: 1400-2500/min

Specification	
Surface treatment	Zinc plated
Main Materials	Steel
Corrosion resistance class	C1
Application environment	Indoors



Standard Pro Pack									
Item no	Diameter	Length	Diameter of head	Thread length	Type of bits	Drill capacity min/max	Packaging	Contents	CE
62312	2,9 mm	9,5 mm	5,6 mm	5,5 mm	PH1	1 / 2,25	PC	100 PCS	✓
62304	4,2 mm	16 mm	8 mm	11 mm	PH2	1 / 2,75	203	1000 PCS	✓
62305	4,2 mm	19 mm	8 mm	14 mm	PH2	1 / 2,75	202	500 PCS	✓

RIVET SCREW PAN HEAD



Steel

SELF DRILLING SCREW 3,9X9,5 PAN HEAD WHITE

AREA OF USE

ESSVE Rivet screw with white painted pan head designed for the installation/splicing of suspended ceiling strips.

DESCRIPTION

The screw is produced in hardened steel with bright zinc plated surface treatment as well as white RAL 9010 finish. It is equipped with crosshead Ph2. The screw is self-drilling up to 2.0 mm steel with tapping.

INSTALLATION INSTRUCTIONS

Recommended rpm: 1400-2500/min.

Specification	
Surface treatment	Coated
Main Materials	Steel
Corrosion resistance class	C1
Application environment	Indoors



Standard Pro Pack

Item no	Diameter	Length	Diameter of head	Thread length	Type of bits	Drill capacity min/max	Color	Color code RAL	Packaging	Contents	CE
62300	3,5 mm	9,5 mm	6,85 mm	4 mm	PH2	1 / 2,25	White	RAL9010	202	1000 PCS	✓

STRUCTURAL STEEL SHEET SCREW WITHOUT SEALING WASHER

MARUTEX SELF-DRILLING SCREW WITHOUT BONDED WASHER, STAINLESS STEEL A2

AREA OF USE

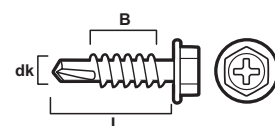
ESSVE Marutex Self-drilling screw designed for roof and façade applications, i.e. installation of sheet-metal on beams, sheet-metal on light beams, and sheet-against-sheet (overlap).

DESCRIPTION

The screw is made of stainless special steel and is equipped with hex head. The screw is self drilling and tapping.

INSTALLATION INSTRUCTIONS

A screwdriver with a depth stop should be used for quick and efficient installation. Recommended rpm: 1800-2500/min



Sheet metal

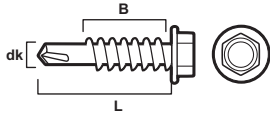
Specification

Main Materials	Stainless steel A2
Corrosion resistance class	C4 A2
Application environment	Outdoors

A2

Standard Pro Pack

Item no	Diameter	Length	Socket	Drill capacity min/max	Packaging	Contents
63721	4,2 mm	13 mm	1/4"	1,0-3,5	204	1000 PCS



Steel

SELF-DRILLING SCREW WITHOUT BONDED WASHER, BRIGHT ZINC-PLATED

AREA OF USE

ESSVE Self-drilling screw without bonded washer designed for installing the sheet-metal on beams, sheet-metal on light beams, etc., indoors/outdoors.

DESCRIPTION

The screw is produced in hardened carbon steel with bright zinc plated or C4 class Silver CorrSeal surface treatment. It is equipped with hex head. The screw is self drilling and tapping.

INSTALLATION INSTRUCTIONS

A screwdriver with a depth stop should be used for quick and efficient installation. Recommended rpm: 1200-2200/min.

Specification

Surface treatment	Zinc plated
Main Materials	Steel
Corrosion resistance class	C2
Application environment	Indoors



Standard Pro Pack

Item no	Diameter	Length	Diameter of head	Thread length	Socket	Drill capacity min/max	Packaging	Contents	CE
63420	4,8 mm	19 mm	10 mm	15 mm	8 mm	1,5 / 3	202	250 PCS	✓
63425	5,5 mm	25 mm	10,5 mm	19 mm	8 mm	1,5 / 5	203	250 PCS	✓
63432	5,5 mm	32 mm	10,5 mm	26 mm	8 mm	1,5 / 5	203	200 PCS	✓
63632	5,5 mm	32 mm	10,5 mm	18 mm	8 mm	3 / 12	203	200 PCS	✓
63627	5,5 mm	38 mm	10,5 mm	32 mm	8 mm	1,5 / 5	204	200 PCS	✓
63630	5,5 mm	50 mm	10,5 mm	44 mm	8 mm	1,5 / 5	204	150 PCS	✓
63631	5,5 mm	75 mm	10,5 mm	69 mm	8 mm	1,5 / 5	204	100 PCS	✓
63628	6,3 mm	25 mm	12,7 mm	20 mm	8 mm	1,5 / 6	204	250 PCS	✓
63629	6,3 mm	38 mm	12,7 mm	33 mm	8 mm	1,5 / 6	204	200 PCS	✓
63633	6,3 mm	50 mm	12,7 mm	45 mm	8 mm	1,5 / 6	204	150 PCS	✓
63636	6,3 mm	63 mm	12,7 mm	58 mm	8 mm	1,5 / 6	304	100 PCS	✓
63637	6,3 mm	75 mm	12,7 mm	70 mm	8 mm	1,5 / 6	304	100 PCS	✓
63639	6,3 mm	100 mm	12,7 mm	95 mm	8 mm	1,5 / 6	304	100 PCS	✓

Big Pro Pack

Item no	Diameter	Length	Diameter of head	Thread length	Socket	Drill capacity min/max	Packaging	Contents	CE
10563420	4,8 mm	19 mm	10 mm	15 mm	8 mm	1,5 / 3	PC	6000 PCS	✓
10563425	5,5 mm	25 mm	10,5 mm	19 mm	8 mm	1,5 / 5	PC	4000 PCS	✓

SELF-DRILLING SCREW WITHOUT BONDED WASHER, CORRSEAL**AREA OF USE**

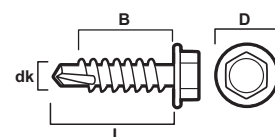
ESSVE Self-drilling screw without bonded washer designed for installing the sheet-metal on beams, sheet-metal on light beams, etc., indoors/outdoors.

DESCRIPTION

The screw is produced in hardened carbon steel with bright zinc plated or C4 class Silver CorrSeal surface treatment. It is equipped with hex head. The screw is self drilling and tapping.

INSTALLATION INSTRUCTIONS

A screwdriver with a depth stop should be used for quick and efficient installation. Recommended rpm: 1200-2200/min.



Steel

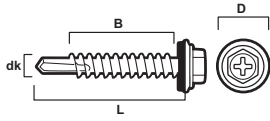
Specification

Surface treatment	CorrSeal
Main Materials	Steel
Corrosion resistance class	C4
Application environment	Outdoors

C4**Standard Pro Pack**

Item no	Diameter	Length	Diameter of head	Thread length	Socket	Drill capacity min/max	Packaging	Contents	CE
63920	4,8 mm	19 mm	10 mm	13,5 mm	8 mm	1,5 / 5	202	250 PCS	✓
63925	5,5 mm	25 mm	10,5 mm	18,5 mm	8 mm	1,5 / 5	203	250 PCS	✓
63932	5,5 mm	32 mm	10,5 mm	25,5 mm	8 mm	1,5 / 5	203	200 PCS	✓
63938	5,5 mm	38 mm	10,5 mm	30 mm	8 mm	1,5 / 5	204	200 PCS	✓
63950	5,5 mm	50 mm	10,5 mm	43,5 mm	8 mm	1,5 / 5	204	150 PCS	✓
63928	6,3 mm	25 mm	12,7 mm	17 mm	8 mm	1,5 / 6	204	250 PCS	✓
63939	6,3 mm	38 mm	12,7 mm	30 mm	8 mm	1,5 / 5	204	200 PCS	✓
63951	6,3 mm	50 mm	12,7 mm	42 mm	8 mm	1,5 / 6	204	150 PCS	✓

CONSTRUCTIONAL STEEL SCREWS WITH SEALING WASHER



Steel

MARUTEX SELF-DRILLING SCREW, STAINLESS STEEL A2

AREA OF USE

ESSVE Marutex self-drilling screw designed for roof and façade applications, i.e. installation of sheet-metal on beams, sheet-metal on light beams, and sheet-against-sheet (overlap).

DESCRIPTION

The screw is made of Marutex stainless steel and is equipped with hex head. The screw is self drilling and tapping.

INSTALLATION INSTRUCTIONS

A screwdriver with a depth stop should be used for quick and efficient installation. Recommended rpm: 1800-2500/min

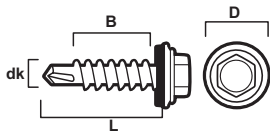
Specification

Main Materials	Stainless steel A2
Corrosion resistance class	C4 A2
Application environment	Outdoors



Standard Pro Pack

Item no	Diameter	Length	Diameter of head	Thread length	Socket	Drill capacity min/max	Packaging	Contents	CE
63725	4,8 mm	19 mm	10 mm	11 mm	8 mm	1,5 / 4	203	250 PCS	✓
63727	5,5 mm	20 mm	10 mm	11 mm	8 mm	1,5 / 4	204	250 PCS	✓
63729	5,5 mm	22 mm	10 mm	12 mm	8 mm	3 / 6	204	250 PCS	✓
63731	5,5 mm	40 mm	10 mm	33 mm	8 mm	1,5 / 4	304	200 PCS	✓
63735	5,5 mm	32 mm	10 mm	16 mm	8 mm	3 / 15	204	200 PCS	✓
63737	5,5 mm	45 mm	10 mm	26 mm	8 mm	3 / 15	304	200 PCS	✓



Steel

SELF-DRILLING SCREW WITH BONDED WASHER, BRIGHT ZINC PLATED

AREA OF USE

ESSVE Self-drilling screw with bonded washer designed for installing the sheet-metal on beams, sheet-metal on light beams, etc., indoors/outdoors.

DESCRIPTION

The screw is produced in hardened carbon steel with bright zinc plated or C4 class Silver CorrSeal surface treatment. Fitted with hex head. The screw has a bonded washer with EPDM rubber. The screw is self drilling and tapping.

INSTALLATION INSTRUCTIONS

A screwdriver with adjustable depth stop should be used for quick and efficient installation. Recommended rpm: 1200-2200/min.

Specification

Surface treatment	Zinc plated
Main Materials	Steel
Corrosion resistance class	C1
Application environment	Indoors



Standard Pro Pack

Item no	Diameter	Length	Diameter of head	Thread length	Socket	Drill capacity min/max	Packaging	Contents	CE
63520	4,8 mm	19 mm	10 mm	10 mm	8 mm	1,5 / 3	204	250 PCS	✓
63525	5,5 mm	25 mm	10 mm	15 mm	8 mm	1,5 / 5	204	250 PCS	✓
63526	5,5 mm	32 mm	10 mm	15 mm	8 mm	3 / 10	304	200 PCS	✓
63524	5,5 mm	32 mm	10 mm	9 mm	8 mm	3 / 12	304	200 PCS	✓
10563524	5,5 mm	32 mm	10 mm	9 mm	8 mm	3 / 12	PC	2200 PCS	✓
63532	5,5 mm	38 mm	10 mm	23 mm	8 mm	3 / 12	304	200 PCS	✓
63527	5,5 mm	38 mm	10 mm	29 mm	8 mm	1,5 / 5	304	200 PCS	✓
63530	5,5 mm	50 mm	10 mm	41 mm	8 mm	1,5 / 5	304	150 PCS	✓
63531	5,5 mm	75 mm	10 mm	66 mm	8 mm	1,5 / 5	304	100 PCS	✓
63528	6,3 mm	25 mm	10 mm	15 mm	8 mm	1,5 / 6	304	250 PCS	✓

Big Pro Pack

Item no	Diameter	Length	Diameter of head	Thread length	Socket	Drill capacity min/max	Packaging	Contents	CE
10563520	4,8 mm	19 mm	10 mm	10 mm	8 mm	1,5 / 3	PC	3000 PCS	✓
10563525	5,5 mm	25 mm	10 mm	15 mm	8 mm	1,5 / 5	PC	2500 PCS	✓

SELF-DRILLING SCREW WITH BONDED WASHER, CORSEAL
AREA OF USE

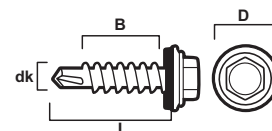
ESSVE Self-drilling screw with bonded washer designed for installing the sheet-metal on beams, sheet-metal on light beams, etc., indoors/outdoors.

DESCRIPTION

The screw is produced in hardened carbon steel with bright zinc plated or C4 class Silver CorrSeal surface treatment. Fitted with hex head. The screw has a bonded washer with EPDM rubber. The screw is self drilling and tapping.

INSTALLATION INSTRUCTIONS

A screwdriver with adjustable depth stop should be used for quick and efficient installation. Recommended rpm: 1200-2200/min.

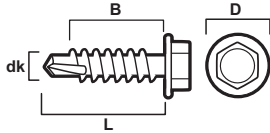

Specification

Surface treatment	CorrSeal
Main Materials	Steel
Corrosion resistance class	C4
Application environment	Outdoors


Standard Pro Pack

Item no	Diameter	Length	Diameter of head	Thread length	Socket	Drill capacity min/max	Packaging	Contents	CE
63820	4,8 mm	19 mm	10 mm	15 mm	8 mm	1,5 / 3,5	204	250 PCS	✓
63833	5,5 mm	25 mm	10 mm	13 mm	8 mm	1,5 / 6	304	200 PCS	✓
63835	5,5 mm	32 mm	10 mm	13 mm	8 mm	3 / 12	304	200 PCS	✓
63534	6,3 mm	38 mm	15 mm	20 mm	8 mm	6 / 16	304	200 PCS	✓
63536	6,3 mm	50 mm	15 mm	32 mm	8 mm	6 / 16	304	200 PCS	✓
63538	6,3 mm	65 mm	15 mm	47 mm	8 mm	6 / 16	304	100 PCS	✓
63540	6,3 mm	90 mm	15 mm	72 mm	8 mm	6 / 16	304	100 PCS	✓

CONSTRUCTIONAL STEEL SCREWS WITH FLANGE



Steel

SELF-DRILLING SCREW WITH FLANGE HEAD, CORRSEAL

AREA OF USE

ESSVE Self-drilling screw with flange head designed for installing the sheet-metal on beams, sheet-metal on light beams, etc., indoors/outdoors.

DESCRIPTION

The screw is produced in hardened carbon steel with C4 class Silver CorrSeal surface treatment. Fitted with hex head. The screw has a $\varnothing 14.0$ mm flange head on all dimensions except $\varnothing 4.8$ mm with a flange head of $\varnothing 10.0$ mm. The screw is self drilling and tapping.

INSTALLATION INSTRUCTIONS

A screwdriver with adjustable depth stop should be used for quick and efficient installation. Recommended rpm: 1200-2200/min.

Specification

Surface treatment	CorrSeal
Main Materials	Steel
Corrosion resistance class	C4
Application environment	Outdoors



Standard Pro Pack

Item no	Diameter	Length	Diameter of head	Thread length	Socket	Drill capacity min/max	Packaging	Contents	CE
63642	4,8 mm	19 mm	10 mm	12 mm	8 mm	1,5 / 3	204	250 PCS	✓
63644	5,5 mm	25 mm	14 mm	17 mm	8 mm	1,5 / 5	204	250 PCS	✓
63646	5,5 mm	32 mm	14 mm	17 mm	8 mm	3 / 12	204	200 PCS	✓
63640	5,5 mm	38 mm	14 mm	23 mm	8 mm	3 / 12	304	200 PCS	✓
63648	6,3 mm	25 mm	14 mm	17 mm	10 mm	1,5 / 5	304	250 PCS	✓
63650	6,3 mm	32 mm	14 mm	18 mm	10 mm	1,5 / 5	304	200 PCS	✓

SHEET METAL TO SHEET METAL SCREWS

OVERLAP SCREW WITH RELEASE, BRIGHT ZINC PLATED

AREA OF USE

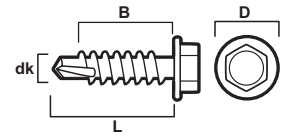
ESSVE Overlap screw with release designed for installation of sheet-metal on beams, sheet-metal on light beams, and sheet-against-sheet (overlap) indoors.

DESCRIPTION

The screw is produced in hardened carbon steel with bright zinc plated surface treatment. It is equipped with hex head. The screw is self-drilling and tapping. Release means the part of the screw below the head which has no thread so that it can rotate in the attached plate so that the plates are drawn together.

INSTALLATION INSTRUCTIONS

A screwdriver with a depth stop should be used for quick and efficient installation. Recommended rpm: 1800-2500/min



Steel

Specification

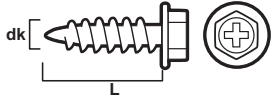
Surface treatment	Zinc plated
Main Materials	Steel
Corrosion resistance class	C1
Application environment	Indoors

C1

Standard Pro Pack

Item no	Diameter	Length	Diameter of head	Thread length	Fixture thickness	Socket	Drill capacity min/max	Packaging	Contents	CE
63440	4,8 mm	19 mm	10 mm	11 mm	9 mm	8 mm	1 / 2,5	202	250 PCS	✓
63442	6,3 mm	22 mm	15 mm	14 mm	12 mm	8 mm	1 / 2,5	204	250 PCS	✓

SHEET METAL SCREWS FOR THIN SHEETS



Steel

SELF-TAPPING SCREW FOR SHEET-METAL, BRIGHT ZINC PLATED

AREA OF USE

ESSVE Self-tapping screw with extended point designed for installation/assembly of sheet metal indoors.

DESCRIPTION

The screw is produced in hardened carbon steel with bright zinc plated surface treatment. Fitted with hex head, and Phillips crosshead Ph2.

INSTALLATION INSTRUCTIONS

Recommended rpm during assembly 1800-2500/min.

Specification

Surface treatment	Zinc plated
Main Materials	Steel
Corrosion resistance class	C2
Application environment	Indoors



Standard Pro Pack

Item no	Diameter	Length	Diameter of head	Thread length	Socket	Drill capacity min/max	Packaging	Contents
562513	4,2 mm	9,5 mm	8 mm	9,5 mm	1/4"	0,9 / 1,8	203	1000 PCS
562213	4,2 mm	13 mm	8 mm	13 mm	1/4"	0,9 / 1,8	204	1000 PCS

DRILLS, BITS

AND MORE

DRILL	577
CHISEL	587
BITS	589
SOCKETS.....	601
SAW BLADES	603
DIY PACKS – HANGERS.....	606

SYMBOLS

INDOOR

C1

Electro zinc plated, fosfated
corrosivity C1

C2

Hot dip galvanized
corrosivity C2

OUTDOOR

C3

Hot dip galvanized
corrosivity C3

C4

Anti-corrosion treated
corrosivity C4

STAINLESS

A2

Stainless steel A2

A4

Stainless steel, acid proof A4



Indoors/Outdoors, Indoors,
Outdoors



Paintable, Not paintable

MATERIALS



Wood



Drywall



Board



Lightweight concrete



Concrete



Hollow brick



Brick



Natural stone



Hollow core element



Steel



Stainless steel



Aluminium

HAMMERDRILL

ADAPTER SDS MAX/SDS

DESCRIPTION

Used as a transition from SDS-Max to SDS-Plus.



Standard Pro Pack

Item no	Description	Drill holder	Packaging	Contents
216019	ADAPTER SDS MAX/SDS+	SDS MAX	PCE	1 PCS

ESSVE 4 CUTTER HAMMAR DRILL SET SDS-PLUS

AREA OF USE

ESSVE 4 Cutter Hammer drill bit SDS-Plus is designed for drilling in hard solid materials for example concrete and brick.

DESCRIPTION

ESSVE 4 Cutter Hammer drill SDS-Plus is made of high-grade special steel and has a 4-cutter hard metal tip, which gives an excellent drilling result with a minimum of vibration. The unique symmetric drill head's geometry together with the design of the drill-spiral guarantees a precise drill hole, in terms of centring, hole dimension and the transport of drill cuttings. The efficient transport of drilling cuttings facilitates and increases the speed of the drilling process. The drill bit is made in Germany and is tested regularly by the German PGM, Prüfungsgemeinschaft Mauerbohrer.



Standard Pro Pack

Item no	Description	Drill holder	Number of cuts	Packaging	Contents
229071	CASSETT SDS PLUS 4 CUT 7 DRILL	SDS PLUS	4-cuts	PC	1 SET

ESSVE HAMMER DRILL BIT SDS-PLUS, 2 CUTTER

AREA OF USE

ESSVE Hammer drill SDS-Plus is designed for drilling in hard solid materials for example concrete and brick.

DESCRIPTION

Hammer drill SDS-Plus is made of high quality steel, which ensures the longevity of the drill. The unique design is patented and offers quick and safe drilling. The drill bit is made in Germany and is tested regularly by the German PGM, Prüfungsgemeinschaft Mauerbohrer, see the marking on the drill bit. For hammer drill between 2-4 kg.



Standard Pro Pack

Item no	Description	Length	Drill bit diameter	Flute length	Drill holder	Number of cuts	Packaging	Contents
225001	SDS+ HAMMER DRILL BIT 4,0X110	110 mm	4 mm	50	SDS PLUS	2-cuts	PCE	1 PCS
225006	SDS+ HAMMER DRILL BIT 4,0X160	160 mm	4 mm	100	SDS PLUS	2-cuts	PCE	1 PCS
225003	SDS+ HAMMER DRILL BIT 5,0X110	110 mm	5 mm	50	SDS PLUS	2-cuts	PCE	1 PCS
225004	SDS+ HAMMER DRILL BIT 5,2X300	310 mm	5,2 mm	250	SDS PLUS	2-cuts	PCE	1 PCS
225005	SDS+ HAMMER DRILL BIT 5,0X160	160 mm	5 mm	100	SDS PLUS	2-cuts	PCE	1 PCS
225007	SDS+ HAMMER DRILL BIT 5,5X110	110 mm	5,5 mm	50	SDS PLUS	2-cuts	PCE	1 PCS

DRILL

Item no	Description	Length	Drill bit diameter	Flute length	Drill holder	Number of cuts	Packaging	Contents
225009	SDS+ HAMMER DRILL BIT 5,5X160	160 mm	5,5 mm	100	SDS PLUS	2-cuts	PCE	1 PCS
225011	SDS+ HAMMER DRILL BIT 6,0X110	110 mm	6 mm	50	SDS PLUS	2-cuts	PCE	1 PCS
225013	SDS+ HAMMER DRILL BIT 6,0X160	160 mm	6 mm	100	SDS PLUS	2-cuts	PCE	1 PCS
225015	SDS+ HAMMER DRILL BIT 6,0X210	210 mm	6 mm	150	SDS PLUS	2-cuts	PCE	1 PCS
225014	SDS+ HAMMER DRILL BIT 6,0X260	260 mm	6 mm	200	SDS PLUS	2-cuts	PCE	1 PCS
225100	SDS+ HAMMER DRILL BIT 6,0X310	310 mm	6 mm	250	SDS PLUS	2-cuts	PCE	1 PCS
225016	SDS+ HAMMER DRILL BIT 6,5X160	160 mm	6,5 mm	100	SDS PLUS	2-cuts	PCE	1 PCS
225017	SDS+ HAMMER DRILL BIT 7,0X110	110 mm	7 mm	50	SDS PLUS	2-cuts	PCE	1 PCS
225019	SDS+ HAMMER DRILL BIT 7,0X160	160 mm	7 mm	100	SDS PLUS	2-cuts	PCE	1 PCS
225021	SDS+ HAMMER DRILL BIT 8,0X110	110 mm	8 mm	50	SDS PLUS	2-cuts	PCE	1 PCS
225023	SDS+ HAMMER DRILL BIT 8,0X160	160 mm	8 mm	100	SDS PLUS	2-cuts	PCE	1 PCS
225025	SDS+ HAMMER DRILL BIT 8,0X210	210 mm	8 mm	150	SDS PLUS	2-cuts	PCE	1 PCS
225027	SDS+ HAMMER DRILL BIT 8,0X260	260 mm	8 mm	200	SDS PLUS	2-cuts	PCE	1 PCS
225029	SDS+ HAMMER DRILL BIT 8,0X400	400 mm	8 mm	350	SDS PLUS	2-cuts	PCE	1 PCS
228001	SDS+ HAMMER DRILL BIT 8,5X160	160 mm	8,5 mm	110	SDS PLUS	2-cuts	PCE	1 PCS
225031	SDS+ HAMMER DRILL BIT 9,0X210	210 mm	9 mm	150	SDS PLUS	2-cuts	PCE	1 PCS
225033	SDS+ HAMMER DRILL BIT 10,0X110	110 mm	10 mm	50	SDS PLUS	2-cuts	PCE	1 PCS
225035	SDS+ HAMMER DRILL BIT 10,0X160	160 mm	10 mm	100	SDS PLUS	2-cuts	PCE	1 PCS
225037	SDS+ HAMMER DRILL BIT 10,0X210	210 mm	10 mm	150	SDS PLUS	2-cuts	PCE	1 PCS
225039	SDS+ HAMMER DRILL BIT 10,0X310	310 mm	10 mm	250	SDS PLUS	2-cuts	PCE	1 PCS
225041	SDS+ HAMMER DRILL BIT 10,0X450	450 mm	10 mm	400	SDS PLUS	2-cuts	PCE	1 PCS
225043	SDS+ HAMMER DRILL BIT 10,0X600	600 mm	10 mm	550	SDS PLUS	2-cuts	PCE	1 PCS
228005	SDS+ HAMMER DRILLBIT 10,5X160	160 mm	10,5 mm	110	SDS PLUS	2-cuts	PCE	1 PCS
225045	SDS+ HAMMER DRILL BIT 11,0X160	160 mm	11 mm	100	SDS PLUS	2-cuts	PCE	1 PCS
225047	SDS+ HAMMER DRILL BIT 11,0X260	260 mm	11 mm	200	SDS PLUS	2-cuts	PCE	1 PCS
225049	SDS+ HAMMER DRILL BIT 12,0X160	160 mm	12 mm	100	SDS PLUS	2-cuts	PCE	1 PCS
225051	SDS+ HAMMER DRILL BIT 12,0X210	210 mm	12 mm	150	SDS PLUS	2-cuts	PCE	1 PCS
225054	SDS+ HAMMER DRILL BIT 12,0X310	310 mm	12 mm	250	SDS PLUS	2-cuts	PCE	1 PCS
225055	SDS+ HAMMER DRILL BIT 12,0X450	450 mm	12 mm	400	SDS PLUS	2-cuts	PCE	1 PCS
225057	SDS+ HAMMER DRILL BIT 12,0X600	600 mm	12 mm	550	SDS PLUS	2-cuts	PCE	1 PCS
228009	SDS+ HAMMER DRILLBIT 12,7X160	160 mm	12,7 mm	110	SDS PLUS	2-cuts	PCE	1 PCS
225061	SDS+ HAMMER DRILL BIT 13,0X310	310 mm	13 mm	250	SDS PLUS	2-cuts	PCE	1 PCS
225063	SDS+ HAMMER DRILL BIT 14,0X160	160 mm	14 mm	100	SDS PLUS	2-cuts	PCE	1 PCS
225065	SDS+ HAMMER DRILL BIT 14,0X260	260 mm	14 mm	200	SDS PLUS	2-cuts	PCE	1 PCS
225067	SDS+ HAMMER DRILL BIT 14,0X450	450 mm	14 mm	400	SDS PLUS	2-cuts	PCE	1 PCS
225099	SDS+ HAMMER DRILL BIT 14,0X100	1000 mm	14 mm	950	SDS PLUS	2-cuts	PCE	1 PCS
225068	SDS+ HAMMER DRILL BIT 15,0X100	160 mm	15 mm	100	SDS PLUS	2-cuts	PCE	1 PCS
225071	SDS+ HAMMER DRILL BIT 15,0X260	260 mm	15 mm	200	SDS PLUS	2-cuts	PCE	1 PCS
225083	SDS+ HAMMER DRILL BIT 15,0X450	450 mm	16 mm	400	SDS PLUS	2-cuts	PCE	1 PCS
225073	SDS+ HAMMER DRILL BIT 16,0X210	210 mm	16 mm	150	SDS PLUS	2-cuts	PCE	1 PCS
225075	SDS+ HAMMER DRILL BIT 16,0X310	310 mm	16 mm	250	SDS PLUS	2-cuts	PCE	1 PCS
225077	SDS+ HAMMER DRILL BIT 16,0X450	450 mm	16 mm	400	SDS PLUS	2-cuts	PCE	1 PCS
225079	SDS+ HAMMER DRILL BIT 16,0X600	600 mm	16 mm	550	SDS PLUS	2-cuts	PCE	1 PCS
225097	SDS+ HAMMER DRILL BIT 16,0X800	800 mm	16 mm	750	SDS PLUS	2-cuts	PCE	1 PCS
225080	SDS+ HAMMER DRILL BIT 18,0X200	200 mm	18 mm	150	SDS PLUS	2-cuts	PCE	1 PCS
225081	SDS+ HAMMER DRILL BIT 18,0X300	300 mm	18 mm	250	SDS PLUS	2-cuts	PCE	1 PCS
225082	SDS+ HAMMER DRILL BIT 18,0X450	450 mm	18 mm	400	SDS PLUS	2-cuts	PCE	1 PCS
225084	SDS+ HAMMER DRILL BIT 20,0X200	200 mm	20 mm	150	SDS PLUS	2-cuts	PCE	1 PCS
225085	SDS+ HAMMER DRILL BIT 20,0X300	300 mm	20 mm	250	SDS PLUS	2-cuts	PCE	1 PCS
225086	SDS+ HAMMER DRILL BIT 20,0X450	450 mm	20 mm	400	SDS PLUS	2-cuts	PCE	1 PCS
225087	SDS+ HAMMER DRILL BIT 22,0X250	250 mm	22 mm	200	SDS PLUS	2-cuts	PCE	1 PCS
225088	SDS+ HAMMER DRILL BIT 22,0X450	450 mm	22 mm	400	SDS PLUS	2-cuts	PCE	1 PCS
225089	SDS+ HAMMER DRILL BIT 24,0X250	250 mm	24 mm	200	SDS PLUS	2-cuts	PCE	1 PCS
225090	SDS+ HAMMER DRILL BIT 24,0X450	450 mm	24 mm	400	SDS PLUS	2-cuts	PCE	1 PCS
225091	SDS+ HAMMER DRILL BIT 25,0X250	250 mm	25 mm	200	SDS PLUS	2-cuts	PCE	1 PCS
225092	SDS+ HAMMER DRILL BIT 25,0X450	450 mm	25 mm	400	SDS PLUS	2-cuts	PCE	1 PCS
225093	SDS+ HAMMER DRILL BIT 26,0X250	250 mm	26 mm	200	SDS PLUS	2-cuts	PCE	1 PCS
225094	SDS+ HAMMER DRILL BIT 26,0X450	450 mm	26 mm	400	SDS PLUS	2-cuts	PCE	1 PCS

ESSVE ZENTRO HAMMER DRILL BIT SDS-PLUS, 4-CUTTER



AREA OF USE

ESSVE Zentro Hammer drill bit SDS-Plus is designed for drilling in hard solid materials for example concrete and brick.

DESCRIPTION

Zentro Hammer drill SDS-Plus is made of high grade special steel and has a 4-cutter hard metal tip, which gives an excellent drilling result with a minimum of vibration. The unique symmetric drill head's geometry together with the design of the drill-spiral guarantees a precise drill hole, in terms of centring, hole dimension and the transport of drill cuttings. The efficient transport of drilling cuttings facilitates and increases the speed of the drilling process. The drill bit is made in Germany and is tested regularly by the German PGM, *Prüfgemeinschaft Mauerbohrer*, see the marking on the drill bit.

Standard Pro Pack								
Item no	Description	Length	Drill bit diameter	Flute length	Drill holder	Number of cuts	Packaging	Contents
225527	SDS HAMMERDRILL ZENTRO 7,0X110	110 mm	7 mm	50	SDS PLUS	4-cuts	PCE	1 PCS
225529	SDS HAMMERDRILL ZENTRO 7,0X160	160 mm	7 mm	100	SDS PLUS	4-cuts	PCE	1 PCS

ESSVE ZENTRO HAMMER DRILL BIT SDS-MAX



AREA OF USE

ESSVE Zentro Hammer drill bit SDS-Max is designed for drilling in hard solid materials for example concrete and brick. SDS-Max hammer drill over 5 kg is recommended.

DESCRIPTION

Zentro Hammer drill bits SDS-Max is one of the most effective drill steel on the market. It has patented a 2-cutter and 4-cutter design and maximises the hammer drill's energy thanks to the KVS-spiral technology, which is unique to Zentro®. Dimensions Ø12-15 mm are 2-cutter drills and Ø16-40 mm are 4-cutter drills. The efficient transport of drilling cuttings facilitates and increases the speed of the drilling process. The drill bit is made in Germany and is tested regularly by the German PGM, *Prüfgemeinschaft Mauerbohrer*, see the marking on the drill bit.

Standard Pro Pack								
Item no	Description	Length	Drill bit diameter	Flute length	Drill holder	Number of cuts	Packaging	Contents
226001	SDS-MAX HAMMERDRILL BIT 12X340	340 mm	12 mm	200	SDS MAX	2-cuts	PCE	1 PCS
226003	SDS-MAX HAMMERDRILL BIT 12X540	540 mm	12 mm	400	SDS MAX	2-cuts	PCE	1 PCS
226007	SDS-MAX HAMMERDRILL BIT 14X340	340 mm	14 mm	200	SDS MAX	2-cuts	PCE	1 PCS
226009	SDS-MAX HAMMERDRILL BIT 14X540	540 mm	14 mm	400	SDS MAX	2-cuts	PCE	1 PCS
226011	SDS-MAX HAMMERDRILL BIT 15X340	340 mm	15 mm	200	SDS MAX	2-cuts	PCE	1 PCS
226013	SDS-MAX HAMMERDRILL BIT 15X540	540 mm	15 mm	400	SDS MAX	2-cuts	PCE	1 PCS
226015	SDS-MAX HAMMERDRILL BIT 16X340	340 mm	16 mm	200	SDS MAX	4-cuts	PCE	1 PCS
226017	SDS-MAX HAMMERDRILL BIT 16X540	540 mm	16 mm	400	SDS MAX	4-cuts	PCE	1 PCS
226019	SDS-MAX HAMMERDRILL BIT 18X340	340 mm	18 mm	200	SDS MAX	4-cuts	PCE	1 PCS
226021	SDS-MAX HAMMERDRILL BIT 18X540	540 mm	18 mm	400	SDS MAX	4-cuts	PCE	1 PCS
226023	SDS-MAX HAMMERDRILL BIT 20X320	320 mm	20 mm	200	SDS MAX	4-cuts	PCE	1 PCS
226025	SDS-MAX HAMMERDRILL BIT 20X520	520 mm	20 mm	400	SDS MAX	4-cuts	PCE	1 PCS
226027	SDS-MAX HAMMERDRILL BIT 20X920	920 mm	22 mm	800	SDS MAX	4-cuts	PCE	1 PCS
226029	SDS-MAX HAMMERDRILL BIT 22X320	320 mm	22 mm	200	SDS MAX	4-cuts	PCE	1 PCS
226031	SDS-MAX HAMMERDRILL BIT 22X520	520 mm	22 mm	400	SDS MAX	4-cuts	PCE	1 PCS

Item no	Description	Length	Drill bit diameter	Flute length	Drill holder	Number of cuts	Packaging	Contents
226033	SDS-MAX HAMMERDRILL BIT 22X920	920 mm	22 mm	800	SDS MAX	4-cuts	PCE	1 PCS
226035	SDS-MAX HAMMERDRILL BIT 24X320	320 mm	24 mm	200	SDS MAX	4-cuts	PCE	1 PCS
226037	SDS-MAX HAMMERDRILL BIT 24X520	520 mm	24 mm	400	SDS MAX	4-cuts	PCE	1 PCS
226039	SDS-MAX HAMMERDRILL BIT 25X320	320 mm	25 mm	200	SDS MAX	4-cuts	PCE	1 PCS
226041	SDS-MAX HAMMERDRILL BIT 25X520	520 mm	25 mm	400	SDS MAX	4-cuts	PCE	1 PCS
226043	SDS-MAX HAMMERDRILL BIT 25X920	920 mm	25 mm	800	SDS MAX	4-cuts	PCE	1 PCS
226045	SDS-MAX HAMMERDRILL BIT 28X370	370 mm	28 mm	250	SDS MAX	4-cuts	PCE	1 PCS
226047	SDS-MAX HAMMERDRILL BIT 28X570	570 mm	28 mm	450	SDS MAX	4-cuts	PCE	1 PCS
226049	SDS-MAX HAMMERDRILL BIT 28X670	670 mm	28 mm	550	SDS MAX	4-cuts	PCE	1 PCS
226051	SDS-MAX HAMMERDRILL BIT 30X370	370 mm	30 mm	250	SDS MAX	4-cuts	PCE	1 PCS
226053	SDS-MAX HAMMERDRILL BIT 30X570	570 mm	30 mm	450	SDS MAX	4-cuts	PCE	1 PCS
226055	SDS-MAX HAMMERDRILL BIT 32X370	370 mm	32 mm	250	SDS MAX	4-cuts	PCE	1 PCS
226057	SDS-MAX HAMMERDRILL BIT 32X570	570 mm	32 mm	450	SDS MAX	4-cuts	PCE	1 PCS
226059	SDS-MAX HAMMERDRILL BIT 32X970	920 mm	32 mm	800	SDS MAX	4-cuts	PCE	1 PCS
226061	SDS-MAX HAMMERDRILL BIT 35X370	370 mm	35 mm	250	SDS MAX	4-cuts	PCE	1 PCS
226063	SDS-MAX HAMMERDRILL BIT 35X570	570 mm	35 mm	450	SDS MAX	4-cuts	PCE	1 PCS
226065	SDS-MAX HAMMERDRILL BIT 35X670	670 mm	35 mm	550	SDS MAX	4-cuts	PCE	1 PCS
226067	SDS-MAX HAMMERDRILL BIT 38X370	370 mm	38 mm	250	SDS MAX	4-cuts	PCE	1 PCS
226069	SDS-MAX HAMMERDRILL BIT 38X570	570 mm	38 mm	450	SDS MAX	4-cuts	PCE	1 PCS
226071	SDS-MAX HAMMERDRILL BIT 40X370	370 mm	40 mm	250	SDS MAX	4-cuts	PCE	1 PCS
226073	SDS-MAX HAMMERDRILL BIT 40X570	570 mm	40 mm	450	SDS MAX	4-cuts	PCE	1 PCS



ESSVE BREAKTHROUGH DRILL BITS FOR SDS-MAX

Standard Pro Pack							
Item no	Description	Length	Drill bit diameter	Drill holder	Packaging	Contents	
226216	SDS-MAX BREAKTHROUGH DR 45X550	550 mm	45 mm	SDS MAX	PCE	1 PCS	
226217	SDS-MAX BREAKTHROUGH DR 55X550	550 mm	50 mm	SDS MAX	PCE	1 PCS	
226218	SDS-MAX BREAKTHROUGH DR 65X550	550 mm	65 mm	SDS MAX	PCE	1 PCS	

ESSVE 4 CUTTER HAMMER DRILL SDS-PLUS, 4-CUTS

AREA OF USE

ESSVE 4 Cutter Hammer drill bit SDS-Plus is designed for drilling in hard solid materials for example concrete and brick.

DESCRIPTION

ESSVE 4 Cutter Hammer drill SDS-Plus is made of high-grade special steel and has a 4-cutter hard metal tip, which gives an excellent drilling result with a minimum of vibration. The unique symmetric drill head's geometry together with the design of the drill-spiral guarantees a precise drill hole, in terms of centring, hole dimension and the transport of drill cuttings. The efficient transport of drilling cuttings facilitates and increases the speed of the drilling process. The drill bit is made in Germany and is tested regularly by the German PGM, Prüfungsgemeinschaft Mauerbohrer.

Standard Pro Pack								
Item no	Description	Length	Drill bit diameter	Flute length	Drill holder	Number of cuts	Packaging	Contents
229001	SDS PLUS H-DRILL 4C 5X50/115	115 mm	5 mm	50	SDS PLUS	4-cuts	PCE	1 PCS
229003	SDS PLUS H-DRILL 4C 5X100/165	165 mm	5 mm	100	SDS PLUS	4-cuts	PCE	1 PCS
229005	SDS PLUS H-DRILL 4C 5,5X50/115	115 mm	5,5 mm	50	SDS PLUS	4-cuts	PCE	1 PCS
229007	SDS PLUS H-DRILL 4C 5,5X165	165 mm	5,5 mm	100	SDS PLUS	4-cuts	PCE	1 PCS
229009	SDS PLUS H-DRILL 4C 6X50/115	115 mm	6 mm	50	SDS PLUS	4-cuts	PCE	1 PCS
229011	SDS PLUS H-DRILL 4C 6X100/165	165 mm	6 mm	100	SDS PLUS	4-cuts	PCE	1 PCS
229013	SDS PLUS H-DRILL 4C 6X150/215	215 mm	6 mm	150	SDS PLUS	4-cuts	PCE	1 PCS
229015	SDS PLUS H-DRILL 4C 6X200/265	265 mm	6 mm	200	SDS PLUS	4-cuts	PCE	1 PCS
229017	SDS PLUS H-DRILL 4C 6X250/315	315 mm	6 mm	250	SDS PLUS	4-cuts	PCE	1 PCS
229019	SDS PLUS H-DRILL 4C 6,5X16	165 mm	6,5 mm	100	SDS PLUS	4-cuts	PCE	1 PCS
229021	SDS PLUS H-DRILL 4C 6,5X215	215 mm	6,5 mm	150	SDS PLUS	4-cuts	PCE	1 PCS
229023	SDS PLUS H-DRILL 4C 6,5X265	265 mm	6,5 mm	200	SDS PLUS	4-cuts	PCE	1 PCS
229025	SDS PLUS H-DRILL 4C 6,5X315	315 mm	6,5 mm	250	SDS PLUS	4-cuts	PCE	1 PCS
229033	SDS PLUS H-DRILL 4C 8X100/165	165 mm	8 mm	100	SDS PLUS	4-cuts	PCE	1 PCS
229035	SDS PLUS H-DRILL 4C 8X150/215	215 mm	8 mm	150	SDS PLUS	4-cuts	PCE	1 PCS
229037	SDS PLUS H-DRILL 4C 8X200/265	265 mm	8 mm	200	SDS PLUS	4-cuts	PCE	1 PCS
229041	SDS PLUS H-DRILL 4C 10X100/165	165 mm	10 mm	100	SDS PLUS	4-cuts	PCE	1 PCS
229043	SDS PLUS H-DRILL 4C 10X150/215	215 mm	10 mm	150	SDS PLUS	4-cuts	PCE	1 PCS
229045	SDS PLUS H-DRILL 4C 10X200/265	265 mm	10 mm	200	SDS PLUS	4-cuts	PCE	1 PCS
229047	SDS PLUS H-DRILL 4C 10X250/315	315 mm	10 mm	250	SDS PLUS	4-cuts	PCE	1 PCS
229049	SDS PLUS H-DRILL 4C 10X390/455	455 mm	10 mm	390	SDS PLUS	4-cuts	PCE	1 PCS
229051	SDS PLUS H-DRILL 4C 12X110/160	160 mm	12 mm	110	SDS PLUS	4-cuts	PCE	1 PCS
229053	SDS PLUS H-DRILL 4C 12X160/210	210 mm	12 mm	160	SDS PLUS	4-cuts	PCE	1 PCS
229055	SDS PLUS H-DRILL 4C 12X210/260	260 mm	12 mm	210	SDS PLUS	4-cuts	PCE	1 PCS
229057	SDS PLUS H-DRILL 4C 12X260/310	310 mm	12 mm	260	SDS PLUS	4-cuts	PCE	1 PCS
229059	SDS PLUS H-DRILL 4C 12X400/450	450 mm	12 mm	400	SDS PLUS	4-cuts	PCE	1 PCS
229061	SDS PLUS H-DRILL 4C 14X110/160	160 mm	14 mm	110	SDS PLUS	4-cuts	PCE	1 PCS
229063	SDS PLUS H-DRILL 4C 14X160/210	210 mm	14 mm	160	SDS PLUS	4-cuts	PCE	1 PCS
229065	SDS PLUS H-DRILL 4C 14X260/310	310 mm	14 mm	260	SDS PLUS	4-cuts	PCE	1 PCS
229067	SDS PLUS H-DRILL 4C 14X400/450	450 mm	14 mm	400	SDS PLUS	4-cuts	PCE	1 PCS
229069	SDS PLUS H-DRILL 4C 15X160/210	210 mm	15 mm	160	SDS PLUS	4-cuts	PCE	1 PCS

INSTALLATION DRILL



PERCUSSION MASONRY DRILL BITS

AREA OF USE

ESSVE Percussion masonry drill bits are designed for making holes in concrete, brick, certain types of natural stone or similar materials.

DESCRIPTION

The drill bits are supplied with a cylindrical shank. It is important to use the right speed on the percussion drill to produce the best drilling result. High drill speeds do not give increased drilling power - only unnecessary wear on the bit when it runs hot. The drills undergo a special hardening process, which give the drills the greatest possible strength. The brazed hard metal plates are especially ground and are of a quality that give a high breakage- and wear strength. The drill stem is made of chromium vanadium steel.

Standard Pro Pack						
Item no	Description	Length	Drill bit diameter	Flute length	Packaging	Contents
227022	CONCRETE DRILL BIT 3,0X70	70 mm	3 mm	35	PCE	1 PCS
227001	CONCRETE DRILL BIT 4,0X85	85 mm	4 mm	50	PCE	1 PCS
227002	CONCRETE DRILL BIT 5,0X85	85 mm	5 mm	50	PCE	1 PCS
227003	CONCRETE DRILL BIT 5,5X85	85 mm	5,5 mm	50	PCE	1 PCS
227004	CONCRETE DRILL BIT 6,0X100	100 mm	6 mm	60	PCE	1 PCS
227005	CONCRETE DRILL BIT 6,0X150	150 mm	6 mm	90	PCE	1 PCS
227008	CONCRETE DRILL BIT 7,0X100	100 mm	7 mm	60	PCE	1 PCS
227009	CONCRETE DRILL BIT 8,0X120	120 mm	8 mm	80	PCE	1 PCS
227010	CONCRETE DRILL BIT 8,0X200	200 mm	8 mm	135	PCE	1 PCS
227012	CONCRETE DRILL BIT 10,0X120	120 mm	10 mm	80	PCE	1 PCS
227013	CONCRETE DRILL BIT 10,0X200	200 mm	10 mm	135	PCE	1 PCS
227014	CONCRETE DRILL BIT 11,0X150	150 mm	11 mm	90	PCE	1 PCS
227015	CONCRETE DRILL BIT 12,0X150	150 mm	12 mm	90	PCE	1 PCS
227019	CONCRETE DRILL BIT 15,0X160	160 mm	15 mm	95	PCE	1 PCS

UNIVERSAL DRILL

ESSVE UNIVERSAL DRILL BITS



AREA OF USE

ESSVE Universal drill bits are especially designed for drilling with cordless drills. Drills through cutting without a hammer function in all types of brick, slate, limestone, tiles, porcelain, aluminium, plastics and wood.

DESCRIPTION

Manufactured with a drill stem of chrome-vanadium steel. Hardening and tempering is carried out in a single work process when brazing the hard metal plate, this ensures the drill's great durability and quality. The design of the drill spiral guarantees quick and safe transport of the drill cuttings. As you drill without a hammer function it is possible to drill closer to edges and corners without damaging the material. The risk of small surface cracks in e.g. tiles is also minimised. The universal drill bits have a cylindrical shank. The shank on drill bit dimensions Ø4-Ø10 mm is the same diameter as the bit. The shank on drill bit dimensions Ø12-Ø14 mm is machined to 10 mm. The design of the tip also means that the Universal drill bits centre well even on smooth, hard surfaces.

Standard Pro Pack						
Item no	Description	Length	Drill bit diameter	Flute length	Packaging	Contents
227050	UNIVERSAL DRILL BIT 4,0X85	85 mm	4 mm	50	PCE	1 PCS
227051	UNIVERSAL DRILL BIT 5,0X85	85 mm	5 mm	50	PCE	1 PCS
227052	UNIVERSAL DRILL BIT 5,5X85	85 mm	5,5 mm	50	PCE	1 PCS
227053	UNIVERSAL DRILL BIT 6,0X100	100 mm	6 mm	60	PCE	1 PCS
227054	UNIVERSAL DRILL BIT 6,0X150	150 mm	6 mm	90	PCE	1 PCS
227055	UNIVERSAL DRILL BIT 6,5X100	100 mm	6,5 mm	60	PCE	1 PCS
227056	UNIVERSAL DRILL BIT 7,0X100	100 mm	7 mm	60	PCE	1 PCS
227057	UNIVERSAL DRILL BIT 8,0X120	120 mm	8 mm	80	PCE	1 PCS
227058	UNIVERSAL DRILL BIT 8,0X250	250 mm	8 mm	200	PCE	1 PCS
227059	UNIVERSAL DRILL BIT 10,0X120	120 mm	10 mm	80	PCE	1 PCS
227060	UNIVERSAL DRILL BIT 10,0X250	250 mm	10 mm	200	PCE	1 PCS
227061	UNIVERSAL DRILL BIT 12,0X150	150 mm	12 mm	90	PCE	1 PCS
227062	UNIVERSAL DRILL BIT 14,0X250	250 mm	14 mm	185	PCE	1 PCS

WOOD DRILL



EXTENSION HOSE FOR FLAT WOOD DRILL BIT 330MM

AREA OF USE

ESSVE Wood drill bits are a traditional professional bit designed for making holes in all types of wood.

DESCRIPTION

ESSVE Wood drill bits, flat have micro-cutter for the best performance. The drills can be sharpened and have a bit attachment.

Standard Pro Pack

Item no	Description	Packaging	Contents
9995900	EXTENDER 330 MM FOR FLAT DRILL	PCE	1 PCS

ESSVE WOOD DRILL BIT FLAT, WITH 1/4" BIT ATTACHMENT



AREA OF USE

ESSVE Wood drill bits are a traditional professional bit designed for making holes in all types of wood.

DESCRIPTION

ESSVE Wood drill bit is a traditional professional bit designed for making holes in all types of wood.

Standard Pro Pack

Item no	Description	Length	Drill bit diameter	Packaging	Contents
9995904	FLAT WOOD DRILL BIT 8X150	150 mm	8 mm	PCE	1 PCS
9995906	FLAT WOOD DRILL BIT 10X150	150 mm	10 mm	PCE	1 PCS
9995908	FLAT WOOD DRILL BIT 12X150	150 mm	12 mm	PCE	1 PCS
9995910	FLAT WOOD DRILL BIT 14X150	150 mm	14 mm	PCE	1 PCS
511210	WOOD DRILL 14MM	150 mm	14 mm	PCE	1 PCS
9995912	FLAT WOOD DRILL BIT 16X150	150 mm	16 mm	PCE	1 PCS
9995914	FLAT WOOD DRILL BIT 18X150	150 mm	18 mm	PCE	1 PCS
9995916	FLAT WOOD DRILL BIT 20X150	150 mm	20 mm	PCE	1 PCS
9995918	FLAT WOOD DRILL BIT 22X150	150 mm	22 mm	PCE	1 PCS
9995920	FLAT WOOD DRILL BIT 25X150	150 mm	25 mm	PCE	1 PCS
9995922	FLAT WOOD DRILL BIT 26X150	150 mm	26 mm	PCE	1 PCS
9995924	FLAT WOOD DRILL BIT 28X150	150 mm	28 mm	PCE	1 PCS
9995926	FLAT WOOD DRILL BIT 30X150	150 mm	30 mm	PCE	1 PCS
9995928	FLAT WOOD DRILL BIT 32X150	150 mm	32 mm	PCE	1 PCS
9995930	FLAT WOOD DRILL BIT 35X150	150 mm	35 mm	PCE	1 PCS
9995932	FLAT WOOD DRILL BIT 38X150	150 mm	38 mm	PCE	1 PCS
9995934	FLAT WOOD DRILL BIT 40X150	150 mm	40 mm	PCE	1 PCS
9995940	FLAT WOOD DRILL BIT 6X400	400 mm	6 mm	PCE	1 PCS
9995942	FLAT WOOD DRILL BIT 8X400	400 mm	8 mm	PCE	1 PCS
9995944	FLAT WOOD DRILL BIT 10X400	400 mm	10 mm	PCE	1 PCS
9995946	FLAT WOOD DRILL BIT 12X400	400 mm	12 mm	PCE	1 PCS
9995948	FLAT WOOD DRILL BIT 14X400	400 mm	14 mm	PCE	1 PCS
9995950	FLAT WOOD DRILL BIT 16X400	400 mm	16 mm	PCE	1 PCS
9995952	FLAT WOOD DRILL BIT 18X400	400 mm	18 mm	PCE	1 PCS
9995954	FLAT WOOD DRILL BIT 20X400	400 mm	20 mm	PCE	1 PCS
9995956	FLAT WOOD DRILL BIT 22X400	400 mm	22 mm	PCE	1 PCS
9995958	FLAT WOOD DRILL BIT 25X400	400 mm	25 mm	PCE	1 PCS

Accessories

Item no	Description	Contents
9995900	EXTENDER 330 MM FOR FLAT DRILL	1 PCS

HSS DRILL



ESSVE HSS DRILL BITS

AREA OF USE

ESSVE HSS drill bits are designed for making holes in all types of iron, metal, acid proof and stainless steel.

DESCRIPTION

The drill have a 130° tip angle. Ground so that drills self-centre and "bite" directly. Manufactured according to DIN 338

Standard Pro Pack

Item no	Description	Length	Drill bit diameter	Flute length	Packaging	Contents
9995702	METAL DRILL BIT 1,0MM	34 mm	1 mm	12	PC	3 PCS
9995704	METAL DRILL BIT 1,5MM	40 mm	1,5 mm	18	PC	3 PCS
9995706	METAL DRILL BIT 2,0MM	49 mm	2 mm	24	PC	3 PCS
9995708	METAL DRILL BIT 2,5MM	57 mm	2,5 mm	30	PC	3 PCS
9995710	METAL DRILL BIT 3,0MM	61 mm	3 mm	33	PC	2 PCS
9995712	METAL DRILL BIT 3,5MM	70 mm	3,5 mm	39	PC	2 PCS
9995714	METAL DRILL BIT 4,0MM	75 mm	4 mm	43	PC	2 PCS
9995716	METAL DRILL BIT 4,5MM	80 mm	4,5 mm	47	PCE	1 PCS
9995718	METAL DRILL BIT 5,0MM	86 mm	5 mm	52	PCE	1 PCS
9995720	METAL DRILL BIT 5,5MM	93 mm	5,5 mm	57	PCE	1 PCS
9995722	METAL DRILL BIT 6,0MM	93 mm	6 mm	57	PCE	1 PCS
9995724	METAL DRILL BIT 6,5MM	101 mm	6,5 mm	63	PCE	1 PCS
9995726	METAL DRILL BIT 7,0MM	109 mm	7 mm	69	PCE	1 PCS
9995728	METAL DRILL BIT 7,5MM	109 mm	7,5 mm	69	PCE	1 PCS
9995730	METAL DRILL BIT 8,0MM	117 mm	8 mm	75	PCE	1 PCS
9995732	METAL DRILL BIT 8,5MM	117 mm	8,5 mm	75	PCE	1 PCS
9995734	METAL DRILL BIT 9,0MM	125 mm	9 mm	81	PCE	1 PCS
9995736	METAL DRILL BIT 9,5MM	125 mm	9,5 mm	81	PCE	1 PCS
9995738	METAL DRILL BIT 10MM	133 mm	10 mm	87	PCE	1 PCS
9995740	METAL DRILL BIT 10,5MM	133 mm	10,5 mm	87	PCE	1 PCS
9995742	METAL DRILL BIT 11,0MM	142 mm	11 mm	94	PCE	1 PCS
9995744	METAL DRILL BIT 11,5MM	142 mm	11,5 mm	94	PCE	1 PCS
9995746	METAL DRILL BIT 12,0MM	151 mm	12 mm	101	PCE	1 PCS
9995748	METAL DRILL BIT 12,5MM	151 mm	12,5 mm	101	PCE	1 PCS
9995750	METAL DRILL BIT 13,0MM	151 mm	13 mm	101	PCE	1 PCS

POINT CHISEL

MOIL POINT CHISEL BITS



Standard Pro Pack

Item no	Description	Length	Drill holder	Packaging	Contents
217025	BULL POINT CHISEL SDS 250MM	250 mm	SDS PLUS	PCE	1 PCS
217040	BULLPOINTCHISEL HEX SHANK 400M	400 mm	Hexagon	PCE	1 PCS
217001	BULL POINT CHISEL SDS MAX 400M	400 mm	SDS MAX	PCE	1 PCS
217003	BULL POINT CHISEL SDS MAX 600M	600 mm	SDS MAX	PCE	1 PCS

FLAT CHISEL

FLAT CHISEL



Standard Pro Pack

Item no	Description	Length	Drill holder	Blade width	Packaging	Contents
217026	FLAT CHISEL SDS PLUS 20X250MM	250 mm	SDS PLUS	20 mm	PCE	1 PCS
217028	FLAT CHISEL HEXAGONSHANK 23X30	320 mm	Hexagon	23 mm	PCE	1 PCS
217042	FLAT CHISEL HEXAGONSHANK 32X40	400 mm	Hexagon	32 mm	PCE	1 PCS
217005	FLAT CHISEL SDS MAX 25X400MM	400 mm	SDS MAX	24 mm	PCE	1 PCS
217006	FLAT CHISEL SDS MAX 25X600MM	600 mm	SDS MAX	24 mm	PCE	1 PCS

SPADE CHISEL

SCALING CHISEL



Standard Pro Pack

Item no	Description	Length	Drill holder	Blade width	Packaging	Contents
217027	SCALING CHISEL 40X200 SDS	200 mm	SDS PLUS	40 mm	PCE	1 PCS
217041	SCALING CHISEL 80X400 HEX SHAT	400 mm	Hexagon	80 mm	PCE	1 PCS
217014	WIDE SCALING CHISEL 360X50	360 mm	SDS MAX	50 mm	PCE	1 PCS
217012	WIDE SCALING CHISEL 300X80	300 mm	SDS MAX	80 mm	PCE	1 PCS

HOLLOW GOUGE CHISEL



HOLLOW GOUGE SDS PLUS 22X250MM

Standard Pro Pack

Item no	Description	Length	Drill holder	Blade width	Packaging	Contents
217023	HOLLOW GOUGE SDS PLUS 22X250MM	250 mm	SDS PLUS	22 mm	PCE	1 PCS

FLOOR SCRAPER



FLOOR SCRAPER SDS PLUS 80X250MM

Standard Pro Pack

Item no	Description	Length	Drill holder	Blade width	Packaging	Contents
217034	FLOOR SCRAPER SDS-PLUS	250 mm	SDS PLUS	100 mm	PCE	1 PCS

Accessories

Item no	Description	Contents
217085	BLADE FOR FLOORSCRAPER 80X250	1 PCS



BLADE FOR FLOOR SCRAPER 80X250

Standard Pro Pack

Item no	Description	Blade width	Packaging	Contents
217085	BLADE FOR FLOORSCRAPER 80X250	100 mm	PCE	1 PCS

BITSETS

BITSKIT XTR 32 PCS

AREA OF USE

Surface-treated quality bits in S2 steel with 22% more flexible torque durability than standard bits. Superior wedge design for tight fitting. The tight fit enables easy installation and long lasting performance.

DESCRIPTION

The TX bits are color coded to make it easier to determine what size they are. The bitskit box is stackable and compatible with the ESSBOX system. The box can also be hung on a spear using the hanging loop, which also serves as the locking of the box and must be removed to be able to open.

12 bitskit boxes are delivered in a cardboard package that is easily folded into a stylish and informative display carton.

- Bit holder
- 1 x PH1
- 2 x PH2
- 1 x PH3
- 1 x PZ1
- 1 x PZ2
- 1 x PZ3
- 1 x TX10 conical
- 1 x TX15 conical
- 4 x TX20 conical
- 4 x TX25 conical
- 3 x TX30 conical
- 2 x TX40 conical
- 1 x hex 3
- 1 x hex 4
- 1 x hex 5
- 1 x hex 6
- 1 x SL3
- 1 x SL4
- 1 x SL5
- 1 x R1
- 1 x R3



Standard Pro Pack

Item no	Description	Packaging	Contents
10000285	BITS KIT XTR 32 PCS 25 MM	PC	1 SET



BITSKIT XTR IMPACT 16 PCS

AREA OF USE

Surface-treated quality bits in S2 steel with 22% more flexible torque durability than standard bits. Superior wedge design for tight fitting. The tight fit enables easy installation and long lasting performance.

DESCRIPTION

The TX bits are color coded to make it easier to determine what size they are. The bitskit box is stackable and compatible with the ESSBOX system. The box can also be hung on a spear using the hanging loop, which also serves as the locking of the box and must be removed to be able to open.

12 bitskit boxes are delivered in a cardboard package that is easily folded into a stylish and informative display carton.

- 2 x PH2 conical impact
- 1 x TX10 conical impact
- 1 x TX15 conical impact
- 3 x TX20 conical impact
- 3 x TX25 conical impact
- 3 x TX30 conical impact
- 3 x TX40 conical impact

Standard Pro Pack

Item no	Description	Packaging	Contents
10000287	BITS KIT XTR IMPACT 16 PCS 50 MM	PC	1 SET



DISPLAYBOX CONTAINING 25SETS OF BITSCLIP PRO PACK

DESCRIPTION

Displaybox containing 25 sets of Bitsclip PRO Pack with snaplink

- Bitholder: Quick release
- Drill: 3mm
- TX: 10, 15, 20, 25 och 30
- Philips, PH: 1, 2 and 3
- Robertson: R1
- SL: 4, 5, 6 and 7
- Pozidrive, PZ: 1, 2 and 3
- Nut driver: 8mm and 1/4"

Standard Pro Pack

Item no	Description	Packaging	Contents
9980362	BIT KIT PROPACK 20 PCS/SET	PC	1 SET



BITSCLIP PRO PACK

DESCRIPTION

Bitsset PRO pack includes TX bits with color marking, nut drivers, quick release bitsholder, bit drill and more.

Standard Pro Pack

Item no	Description	Packaging	Contents
9980358	BITS KIT PROPACK 20 PCS/SET	PC	1 PCS

BITS SET TX CONICAL 11PCE

DESCRIPTION

Bit set contains 10 bits and 1 Quick Change bit holder packed in an ESSBOX. The bits feature a slightly conically design and are manufactured of solid steel quality. This results in an optimal screw fit, which simplifies installation and provides the best end result. Developed in collaboration with ESSVE's screw manufacturer, which means that bit and screw act as a single unit. ESSVE recommends conical bits when installing construction screws with TX-heads.



Standard Pro Pack

Item no	Description	Packaging	Contents
9995698	BITS KIT, CONICAL TX 11 PCE	102	1 SET

BITSSET MIXED 21PCE

DESCRIPTION

Bit set contains 20 selected bits manufactured of solid steel quality and 1 Quick Change bit holder. This selection should cover all needs associated with the most common occurring bit joints on our market. The bits have an optimal screw fit, which simplifies installation and provides the best end result.



Standard Pro Pack

Item no	Description	Hexagon drive	Packaging	Contents
9995696	BITS KIT ESSBOX 21 PCS	1/4"	202	1 SET

BITS-KIT FOR INSTALLING WOOD DECK 7PCE INCL. TX25

AREA OF USE

Bits-kit for decking installation, including a magnetic bits holder.

DESCRIPTION

Content

- 3 x TX20
- 1 x TX25
- 1 x TX30
- 1 x TX40



Standard Pro Pack

Item no	Description	Packaging	Contents
9997002	BIT SET FOR DECKING 7 PCS V2	PC	1 SET



BITSClip PRO PACK

DESCRIPTION

Bitsset PRO pack includes TX bits with color marking, nut drivers, quick release bitsholder, bit drill and more.

Standard Pro Pack

Item no	Description	Packaging	Contents
9980356	BITS KIT 22 PCS/SET	PC	1 PCS

PHILLIPS BITS



BITS PH2 155MM FOR MILWAUKEE 2500Q/4000Q

Standard Pro Pack

Item no	Description	Length	Type of bits	Hexagon drive	Packaging	Contents
589434	BIT PH2 155,0 MM	155 mm	PH2	1/4"	PC	2 PCS



QEX-DRIVE EXTENSION INCLUDING N7 AUTOFEED

AREA OF USE

QEX-drive extension for installation of straight collated screw 25-55 mm. The extension is a tool that facilitates the installation of e.g. flooring grade chipboard, floor/ceiling drywall and decking screw installation, etc.

DESCRIPTION

An adapter is fitted on the screwgun according to the enclosed instruction followed by the extension on the adapter. **NOTE!** The adapter is sold separately in its own packaging. The autofeed piece is extremely reliable and features easy setting of the screw length and fine adjustment of the screw's insert depth.

The QEX-drive set includes:

- N7 autofeed nose
- extension tube including support handle
- bit extension
- 1 x bit Ph2 x 164 mm (for Makita FS2300)
- installation instruction

Standard Pro Pack

Item no	Description	Packaging	Contents
589602	ADAPTER FOR MAKITA FS2300	PCE	1 PCS

Accessories

Item no	Description	Contents
589605	BITS PH2 167,0X5MM FOR QEXDRIVE EXT, 9,5MM WAIST	5 PCS
589606	BITS PH2 154X5MM FOR QEXDRIVE EXT, WITH WASHER	5 PCS

PHILLIPS (PH) AND REDUCED PHILLIPS (PH) BITS



Standard Pro Pack

Item no	Description	Length	Type of bits	Hexagon drive	Packaging	Contents
9980212	BITS PH1 LENGTH 25MM	25 mm	PH1	1/4"	PC	3 PCS
9980214	BITS PH2 LENGTH 25MM	25 mm	PH2	1/4"	PC	3 PCS
9980218	BITS PH3 LENGTH 25MM	25 mm	PH3	1/4"	PC	3 PCS
9980380	BITS PH2 LENGTH 25MM	25 mm	PH2	1/4"	PC	10 PCS
9996015	BITS PH2 LENGTH 25MM	25 mm	PH2	1/4"	102	50 PCS
9996013	BITS PH2 LENGTH 25MM REDUCED	25 mm	PH2 reduced	1/4"	102	50 PCS
9980216	BITS REDUCED PH2 25 MM	25 mm	PH2 reduced	1/4"	PC	3 PCS

IMPACT PHILLIPS BITS

XTR PHILLIPS IMPACT BITS

DESCRIPTION

Surface-treated quality bits in S2 steel with 22% more flexible torque durability than standard bits. 50 mm long torsion bits designed for impact screwdrivers.



Standard Pro Pack

Item no	Description	Length	Type of bits	Packaging	Contents
10000409	BITS XTR PH2 RED IMPACT 50 MM	50 mm	PH2	PC	3 PCS

PHILLIPS (PH) IMPACT BITS



Standard Pro Pack

Item no	Description	Length	Packaging	Contents
9980290	BITS IMPACT PH1 LENGTH 50MM	50 mm	PC	3 PCS
9980292	BITS IMPACT PH2 LENGTH 50MM	50 mm	PC	3 PCS
9980294	BITS IMPACT PH3 LENGTH 50MM	50 mm	PC	3 PCS

PHILLIPS BITS FOR COLLATED SCREW MAGAZINE



STANDARD PHILLIPS (PH) BITS FOR COLLATED SCREWDRIVERS

Standard Pro Pack						
Item no	Description	Length	Type of bits	Hexagon drive	Packaging	Contents
9980318	BITS PH2 LENGTH 90MM	90 mm	PH2	1/4"	PCE	1 PCS
9980320	BITS PH2 REDUCED LENGTH 110MM	110 mm	PH2 reduced	1/4"	PCE	1 PCS
9980328	BITS PH2 REDUCED 117MM	117 mm	PH2 reduced	1/4"	PCE	1 PCS
9980330	BITS PH2 REDUCED 117 X 5 MM	117 mm	PH2 reduced	1/4"	PCE	1 PCS
9980332	BITS PH2 REDUCED 127MM	127 mm	PH2 reduced	1/4"	PCE	1 PCS
9980334	BITS PH2 REDUCED 127 X 5 MM	127 mm	PH2 reduced	1/4"	PCE	1 PCS
9980336	BITS PH2 REDUCED 141MM	141 mm	PH2 reduced	1/4"	PCE	1 PCS
9980338	BITS PH2 REDUCED 141 X 5 MM	141 mm	PH2 reduced	1/4"	PCE	1 PCS
9980344	BITS PH2 REDUCED 157 X 5 MM	157 mm	PH2 reduced	1/4"	PCE	1 PCS
9980346	BITS PH2 REDUCED 177 X 5 MM	177 mm	PH2 reduced	1/4"	PCE	1 PCS
589606	BIT PH2 155X5MM	155 mm	PH2	1/4"	PC	5 PCS

TX BITS



TX XTR CONICAL BITS

DESCRIPTION

Surface-treated quality bits in S2 steel with 22% more flexible torque durability than standard bits.

Superior wedge design for tight fitting. The tight fit enables easy installation and longlasting performance.

The TX XTR bits are color coded to make it easier to see what size they are.

Standard Pro Pack						
Item no	Description	Length	Type of bits	Packaging	Contents	
10000405	BITS XTR TX20 25 MM CONICAL	25 mm	TX20	PC	3 PCS	
10000406	BITS XTR TX25 25 MM CONICAL	25 mm	TX25	PC	3 PCS	
10000407	BITS XTR TX30 25 MM CONICAL	25 mm	TX30	PC	3 PCS	
10000408	BITS XTR TX40 25 MM CONICAL	25 mm	TX40	PC	3 PCS	

TX CONICAL BITS

DESCRIPTION

Tapered TX bits for optimal grip and less wear on both bits and screws, with 1/4" bit drive.



Standard Pro Pack						
Item no	Description	Length	Type of bits	Packaging	Contents	
9980200	BITS TX10 LENGTH 25MM CONICAL	25 mm	TX10	PC	3 PCS	
9980398	BITS TX15 LENGTH 25MM CONICAL	25 mm	TX15	PC	3 PCS	
9980202	BITS TX20 LENGTH 25MM CONICAL	25 mm	TX20	PC	3 PCS	
9980204	BITS TX25 LENGTH 25MM CONICAL	25 mm	TX25	PC	3 PCS	
9980206	BITS TX30 LENGTH 25MM CONICAL	25 mm	TX30	PC	3 PCS	
9980208	BITS TX40 LENGTH 25MM CONICAL	25 mm	TX40	PC	3 PCS	
9980368	BITS TX10 LENGTH 25MM CONICAL	25 mm	TX10	PC	10 PCS	
9980370	BITS TX15 LENGTH 25MM CONICAL	25 mm	TX15	PC	10 PCS	
9980372	BITS TX20 LENGTH 25MM CONICAL	25 mm	TX20	PC	10 PCS	
9980374	BITS TX25 LENGTH 25MM CONICAL	25 mm	TX25	PC	10 PCS	
9980376	BITS TX30 LENGTH 25MM CONICAL	25 mm	TX30	PC	10 PCS	
9980378	BITS TX40 LENGTH 25MM CONICAL	25 mm	TX40	PC	10 PCS	
9980308	BITS TX10 LENGTH 70MM CONICAL	70 mm	TX10	PC	3 PCS	
9980412	BITS TX15 LENGTH 70MM CONICAL	70 mm	TX15	PC	3 PCS	
9980310	BITS TX20 LENGTH 70MM CONICAL	70 mm	TX20	PC	3 PCS	
9980312	BITS TX25 LENGTH 70MM CONICAL	70 mm	TX25	PC	3 PCS	
9980316	BITS TX30 LENGTH 70MM CONICAL	70 mm	TX30	PC	3 PCS	
9980314	BITS TX40 LENGTH 70MM CONICAL	70 mm	TX40	PC	3 PCS	

TX CONICAL BITS IN ESSBOX, HEXAGON DRIVE



Standard Pro Pack						
Item no	Description	Length	Type of bits	Hexagon drive	Packaging	Contents
9996001	BITS TX10 LENGTH 25MM CONICAL	25 mm	TX10	1/4"	102	50 PCS
9996005	BITS TX20 LENGTH 25MM CONICAL	25 mm	TX20	1/4"	102	50 PCS
9996007	BITS TX25 LENGTH 25MM CONICAL	25 mm	TX25	1/4"	102	50 PCS
9996009	BITS TX30 LENGTH 25MM CONICAL	25 mm	TX30	1/4"	102	50 PCS
9996011	BITS TX40 LENGTH 25MM CONICAL	25 mm	TX40	1/4"	102	50 PCS

TX STRAIGHT LONG BITS, HEXAGON DRIVE



Standard Pro Pack						
Item no	Description	Length	Type of bits	Hexagon drive	Packaging	Contents
701190	BIT TX15 X 90 MM	90 mm	TX15	1/4"	PC	2 PCS



TX STRAIGHT BITS

Standard Pro Pack

Item no	Description	Length	Packaging	Contents
9980386	BITS TX10 LENGTH 25MM	25 mm	PC	3 PCS
9980388	BITS TX15 LENGTH 25MM	25 mm	PC	3 PCS
9980390	BITS TX20 LENGTH 25MM	25 mm	PC	3 PCS
9980392	BITS TX25 LENGTH 25MM	25 mm	PC	3 PCS
9980394	BITS TX30 LENGTH 25MM	25 mm	PC	3 PCS
9980396	BITS TX40 LENGTH 25MM	25 mm	PC	3 PCS

IMPACT TX BITS



TX XTR CONICAL IMPACT BITS

DESCRIPTION

Surface-treated quality bits in S2 steel with 22% more flexible torque durability than standard bits. 50 mm long torsion bits designed for impact screwdrivers. Superior wedge design for tight fitting. The tight fit enables easy installation and longlasting performance. The TX XTR bits are color coded to make it easier to see what size they are.

Standard Pro Pack

Item no	Description	Length	Type of bits	Packaging	Contents
10000413	BITS XTR TX20 CONICAL IMPACT 50 MM	50 mm	TX20	PC	3 PCS
10000414	BITS XTR TX25 CONICAL IMPACT 50 MM	50 mm	TX25	PC	3 PCS
10000415	BITS XTR TX30 CONICAL IMPACT 50 MM	50 mm	TX30	PC	3 PCS
10000416	BITS XTR TX40 CONICAL IMPACT 50 MM	50 mm	TX40	PC	3 PCS



TX CONICAL IMPACT BITS

Standard Pro Pack

Item no	Description	Length	Packaging	Contents
9980258	BITS IMPACT TX10 50MM CONICAL	50 mm	PC	3 PCS
9980260	BITS IMPACT TX15 50MM CONICAL	50 mm	PC	3 PCS
9980262	BITS IMPACT TX20 50MM CONICAL	50 mm	PC	3 PCS
9980264	BITS IMPACT TX25 50MM CONICAL	50 mm	PC	3 PCS
9980266	BITS IMPACT TX30 50MM CONICAL	50 mm	PC	3 PCS
9980268	BITS IMPACT TX40 50MM CONICAL	50 mm	PC	3 PCS

TX STRAIGHT IMPACT BITS



Standard Pro Pack

Item no	Description	Length	Packaging	Contents
9980400	BITS IMPACT TX10 LENGTH 50MM	50 mm	PC	3 PCS
9980402	BITS IMPACT TX15 LENGTH 50MM	50 mm	PC	3 PCS
9980404	BITS IMPACT TX20 LENGTH 50MM	50 mm	PC	3 PCS
9980406	BITS IMPACT TX25 LENGTH 50MM	50 mm	PC	3 PCS
9980408	BITS IMPACT TX30 LENGTH 50MM	50 mm	PC	3 PCS
9980410	BITS IMPACT TX40 LENGTH 50MM	50 mm	PC	3 PCS

TX BITS FOR COLLATED SCREW MAGAZINE

TX BITS FOR COLLATED SCREWDRIVERS



Standard Pro Pack

Item no	Description	Length	Packaging	Contents
9980322	BITS TX20 LENGTH 110MM	110 mm	PCE	1 PCS
9980324	BITS TX30 LENGTH 110MM	110 mm	PCE	1 PCS
9980326	BITS TX40 LENGTH 110MM	110 mm	PCE	1 PCS
9980340	BITS TX30 LENGTH 150MM	150 mm	PCE	1 PCS
9980342	BITS TX40 LENGTH 150MM	150 mm	PCE	1 PCS

POZIDRIV BITS

POZIDRIVE (PZ) BITS

DESCRIPTION

Standard bits for Pozidriv (PZ) heads, with 1/4" bit drive



Standard Pro Pack

Item no	Description	Length	Type of bits	Packaging	Contents
9980220	BITS PZ1 LENGTH 25MM	25 mm	PZ1	PC	3 PCS
9980222	BITS PZ2 LENGTH 25MM	25 mm	PZ2	PC	3 PCS
9980224	BITS PZ3 LENGTH 25MM	25 mm	PZ3	PC	3 PCS

IMPACT POZIDRIV BITS



POZIDRIVE (PZ) IMPACT BITS

Standard Pro Pack

Item no	Description	Length	Packaging	Contents
9980296	BITS IMPACT PZ1 LENGTH 50MM	50 mm	PC	3 PCS
9980298	BITS IMPACT PZ2 LENGTH 50MM	50 mm	PC	3 PCS
9980300	BITS IMPACT PZ3 LENGTH 50MM	50 mm	PC	3 PCS

HEX BITS



HEX BITS

Standard Pro Pack

Item no	Description	Length	Socket	Packaging	Contents
9980234	BITS HEX 3 LENGTH 25MM	25 mm	3 mm	PC	3 PCS
9980236	BITS HEX 4 LENGTH 25MM	25 mm	4 mm	PC	3 PCS
9980238	BITS HEX 5 LENGTH 25MM	25 mm	5 mm	PC	3 PCS

SLOTTED BITS



SLOTTED BITS

Standard Pro Pack

Item no	Description	Length	Type of bits	Packaging	Contents
9980226	BITS SLOTTED 3 LENGTH 25MM	25 mm	Slotted bit 3	PC	3 PCS
9980228	BITS SLOTTED 4 LENGTH 25MM	25 mm	Slotted bit 4	PC	3 PCS
9980230	BITS SLOTTED 5 LENGTH 25MM	25 mm	Slotted bit 5	PC	3 PCS
9980232	BITS SLOTTED 6 LENGTH 25MM	25 mm	Slotted bit 6	PC	3 PCS

ROBERTSON (SQUARE SOCKET) BITS

ROBERTSON (SQUARE SOCKET) BITS



Standard Pro Pack

Item no	Description	Length	Packaging	Contents
9980240	BITS R1 LENGTH 25MM	25 mm	PC	3 PCS
9980210	BITS R3 LENGTH 25MM	25 mm	PC	3 PCS

BITS HOLDER

SQUARE DRIVE 1/2 75 BIT ATTACHMENT



Standard Pro Pack

Item no	Description	Length	Hexagon drive	Packaging	Contents
9996910	SOCKET HOLD 1/2 LENGTH 75MM	75 mm	1/4"	PCE	1 PCS

QUICK RELEASE BIT HOLDER



Standard Pro Pack

Item no	Description	Length	Packaging	Contents
9980352	BITSHOLDER QUICK RELEASE 60 MM	60 mm	PCE	1 PCS



QUICK RELEASE SLIM BIT HOLDER

DESCRIPTION

Slim design bit holder, quick release, 1/4" hexagon drive

Standard Pro Pack

Item no	Description	Length	Packaging	Contents
9980354	BITSHOLDER QUICK SLIM 60 MM	65 mm	PCE	1 PCS



MAGNETIC BIT HOLDER WITH RETAINING RING

Standard Pro Pack

Item no	Description	Length	Packaging	Contents
9980348	BITSHOLDER C-RING LENGTH 75 MM	75 mm	PCE	1 PCS
9980350	BITSHOLDER C-RING LENGTH 60 MM	60 mm	PCE	1 PCS

NUT DRIVER

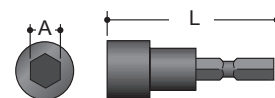
IMPACT NUT DRIVER



Standard Pro Pack

Item no	Description	Length	Packaging	Contents
9980280	IMPACT NUT DRIVER 10 MM	50 mm	PCE	1 PCS
9980282	IMPACT NUT DRIVER 12 MM	50 mm	PCE	1 PCS
9980286	IMPACT NUT DRIVER 13 MM	50 mm	PCE	1 PCS

MAGNETIC NUT DRIVER 65MM



Standard Pro Pack

Item no	Description	Length	Hexagon drive	Packaging	Contents
9980302	MAGNETIC NUT DRIVER 1/4"	65 mm	1/4"	PCE	1 PCS
9980304	MAGNETIC NUT DRIVER 8 MM	65 mm	8 mm	PCE	1 PCS
9980306	MAGNETIC NUT DRIVER 10 MM	65 mm	10 mm	PCE	1 PCS

MAGNETIC NUT DRIVER 45MM

DESCRIPTION

Magnetic nut socket with 1/4" bit drive.



Standard Pro Pack

Item no	Description	Length	Hexagon drive	Packaging	Contents
9980242	MAGNETIC NUT DRIVER 6 MM	45 mm	6 mm	PCE	1 PCS
9980244	MAGNETIC NUT DRIVER 1/4"	45 mm	1/4"	PCE	1 PCS
9980246	MAGNETIC NUT DRIVER 7 MM	45 mm	7 mm	PCE	1 PCS
9980248	MAGNETIC NUT DRIVER 8 MM	45 mm	8 mm	PCE	1 PCS
9980250	MAGNETIC NUT DRIVER 3/8"	45 mm	3/8"	PCE	1 PCS
9980252	MAGNETIC NUT DRIVER 10 MM	45 mm	10 mm	PCE	1 PCS
9980254	MAGNETIC NUT DRIVER 13 MM	45 mm	13 mm	PCE	1 PCS



SOCKET 15 MM

Standard Pro Pack

Item no	Description	Length	Packaging	Contents
9996920	SOCKET 1/2 LENGTH 75MM	75 mm	PCE	1 PCS

NUT SETTER WITH C-RING



NUT SETTER WITH C-RING

AREA OF USE


Used for screws that are not painted or of stainless steel. Stainless steel is not magnetic. Painted screws can leave a mark on the screw head.

Standard Pro Pack

Item no	Description	Length	Hexagon drive	Packaging	Contents
9980256	NUTSETTER STAINLESS SCREWS 8MM	45 mm	8 mm	PCE	1 PCS

JIGSAW BLADE FOR METAL

JIGSAW BLADE 101A BIMETAL



AREA OF USE

For Plexiglas, polycarbonate, non-ferrous metal and aluminium. Thickness 3-20 mm.

DESCRIPTION

Taper ground wavy blade.

Standard Pro Pack

Item no	Description	Length	Packaging	Contents
165122	JIG SAW BLADE 101A	100 mm	PC	5 PCS

JIGSAW BLADE 118AF BIMETAL



AREA OF USE

For stainless steel and steel. Thickness 1.2-2.0 mm.

DESCRIPTION

Flexible blade with milled, cross-set teeth.

Standard Pro Pack

Item no	Description	Length	Packaging	Contents
165130	JIG SAW BLADE 118AF	77 mm	PC	5 PCS

JIGSAW BLADE 118G HIGH SPEED STEEL



AREA OF USE

For sheet metal. Thickness 0.5-1.5 mm

DESCRIPTION

Milled wavy set teeth.

Standard Pro Pack

Item no	Description	Length	Packaging	Contents
165114	JIG SAW BLADE 118G	77 mm	PC	5 PCS

RECIPROCATING BLADES FOR PLASTIC AND ALUMINIUM



RECIPROCATING SAW BLADE 200X19X1,27 10/14 TPI BIMETAL

AREA OF USE

For straight cuts in wood, wood with metal residue and metal. Thickness max. 2.5 mm.

DESCRIPTION

Extra thick blade with milled cross-set variable toothing.

Standard Pro Pack

Item no	Description	Length	Packaging	Contents
165352	RECIPR SAW BL 200X19xD 10/14T5	200 mm	PC	5 PCS



ESSVE SABRE SAW BLADE ALLOYED TOOL STEEL, FOR WOOD, PLASTIC AND PLASTERBOARD

AREA OF USE

Item no. 165338 used for straight quick cuts in wood, plastic and plasterboard. Item no. 165342 is designed for cutting wood. Alloyed tool steel.

DESCRIPTION

Item no. 165338 is equipped with milled obliquely ground, cross-set teeth and item no. 165342 with milled cross-set teeth.

Standard Pro Pack

Item no	Description	Length	Packaging	Contents
165338	RECIPR SAW BL 150X19X1,27 6T	150 mm	PC	5 PCS



ESSVE SABRE SAW BLADE TUNGSTEN CARBIDE, FOR HARD WOOD, LIGHTWEIGHT CONCRETE, GLASS FIBRE

AREA OF USE

For hard wood, lightweight concrete, glass fibre.

DESCRIPTION

Tungsten carbide teeth.

Standard Pro Pack

Item no	Description	Length	Packaging	Contents
165300	RECIPR SAW BL 225X19X1,3 6T HM	225 mm	PCE	1 PCS

RECIPROCATING BLADES, OTHERS

RECIPROCATING SAW BLADE 400-INOX (MEAT)

AREA OF USE

For cutting meat, even frozen.

DESCRIPTION

Cross set. HSS = High Speed Steel.



Standard Pro Pack

Item no	Description	Length	Packaging	Contents
165308	RECIPR SAW BL 400-INOX MEAT	400 mm	PCE	1 PCS

SCREW EYE



EYE SCREW 1, ZINC PLATED

AREA OF USE

ESSVE screw eye bolts used for hanging different objects.

Specification

Surface treatment	Zinc plated
Corrosion resistance class	C1
Application environment	Indoors

C1

Small Pack

Item no	Description	Length	Thread length	Packaging	Contents
520510	EYE SCREW FOR WOOD 1,5X6 EZP	12 mm	5 mm	PC	16 PCS
520511	EYE SCREW FOR WOOD 1,5X9 EZP	15 mm	6 mm	PC	14 PCS
520512	EYE SCREW FOR WOOD 2X9 EZP	17 mm	7 mm	PC	12 PCS
520513	EYE SCREW FOR WOOD 2X9 EZP	17 mm	7 mm	PC	70 PCS
520514	EYE SCREW FOR WOOD 2,7X12 EZP	24 mm	12 mm	PC	8 PCS
520515	EYE SCREW FOR WOOD 2,7X12EZP	24 mm	12 mm	PC	50 PCS
520516	EYE SCREW FOR WOOD 3,5X16 EZP	31 mm	12 mm	PC	5 PCS
520517	EYE SCREW FOR WOOD 3,5X16EZP	31 mm	12 mm	PC	35 PCS
520518	EYE SCREW FOR WOOD 3,5X25 EZP	42 mm	18 mm	PC	6 PCS
520519	EYE SCREW FOR WOOD 3,5X30 EZP	49 mm	20 mm	PC	4 PCS
520520	EYE SCREW FOR WOOD 3,5X30 EZP	49 mm	20 mm	PC	24 PCS
520541	EYE SCREW FOR WOOD 1,5X9 BRASS	15 mm	6 mm	PC	14 PCS
520542	EYE SCREW FOR WOOD 2X9 BRASS	17 mm	7 mm	PC	12 PCS
520543	EYE SCREW FOR WOOD 2,7X16BRASS	28 mm	12 mm	PC	8 PCS
520544	EYE SCREW FOR WOOD 3,5X16BRASS	31 mm	12 mm	PC	6 PCS



EYE SCREW 3, ZINC PLATED

AREA OF USE

Screw eye bolt 3 used for hanging different objects. Bright zinc plated.

Specification

Surface treatment	Zinc plated
Corrosion resistance class	C1
Application environment	Indoors

C1

Small Pack

Item no	Description	Length	Thread length	Packaging	Contents
520570	EYE SCREW FOR WOOD 6X40 EZP	125 mm	48 mm	PC	2 PCS
520572	EYE SCREW FOR WOOD 8X50 EZP	89 mm	35 mm	PC	2 PCS

EYE SCREW 125, ZINC PLATED

Specification

Surface treatment	Zinc plated
Corrosion resistance class	C1
Application environment	Indoors

C1



Small Pack

Item no	Description	Length	Thread length	Packaging	Contents
520581	EYE SCREW FOR WOOD 7X40 EZP	65 mm	25 mm	PC	2 PCS
520582	EYE SCREW FOR WOOD 10X90 EZP	125 mm	48 mm	PC	2 PCS

EYE SCREW 5002, ZINC PLATED

Specification

Surface treatment	Zinc plated
Corrosion resistance class	C1
Application environment	Indoors

C1



Small Pack

Item no	Description	Metric thread	Length	Thread length	Packaging	Contents
520590	EYE SCREW FOR WOOD M4X25 EZP	M4	41 mm	25 mm	PC	4 PCS
520591	EYE SCREW FOR WOOD M5X40 EZP	M5	56 mm	40 mm	PC	4 PCS
520592	EYE SCREW FOR WOOD M6X40 EZP	M6	56 mm	40 mm	PC	4 PCS
520593	EYE SCREW FOR WOOD M6X40 EZP	M6	56 mm	40 mm	PC	15 PCS
520594	EYE SCREW FOR WOOD M6X80 EZP	M6	96 mm	60 mm	PC	2 PCS
520596	EYE SCREW FOR WOOD M8X60 EZP	M8	86 mm	60 mm	PC	2 PCS
520597	EYE SCREW FOR WOOD M8X100 EZP	M8	126 mm	68 mm	PC	2 PCS
520599	EYE SCREW FOR WOOD M10X100 EZP	M10	126 mm	68 mm	PC	2 PCS

S-HOOK



S-HOOK

AREA OF USE

Used for hanging different objects. Bright zinc plated.

Specification

Surface treatment	Zinc plated
Corrosion resistance class	C1

C1

Small Pack

Item no	Description	Outer diameter	Length	Packaging	Contents
520500	S-HOOK 25X3,4MM EZP	3,4 mm	25 mm	PC	4 PCS
520501	S-HOOK 35X4,3MM EZP	4,3 mm	35 mm	PC	4 PCS
520502	S-HOOK 50X6,0MM EZP	6 mm	50 mm	PC	4 PCS
520503	S-HOOK 65X6,5MM EZP	6,5 mm	65 mm	PC	2 PCS

CUP HOOK FOR WOOD



CLOTHESLINE HOOK 90MM

AREA OF USE

Clothes line hooks are used to hang clothes lines between two attachment points.

Specification

Surface treatment	Zinc plated
Corrosion resistance class	C1

C1

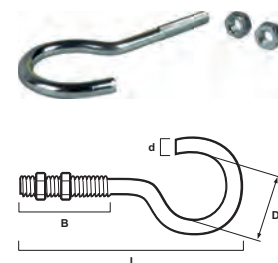
Small Pack

Item no	Description	Length	Diameter of head	Packaging	Contents
520224	CLOTHESLINE HOOK 7X90 EZP	90 mm	19 mm	PC	2 PCS

SCREW HOOK METRIC THREAD EZP M6X90

AREA OF USE

ESSVE screw hooks used for hanging various objects. Screw hook 15B is equipped with 2 nuts.



Specification

Surface treatment	Zinc plated
Corrosion resistance class	C1

C1

Small Pack

Item no	Description	Outer diameter	Length	Diameter of head	Thread length	Packaging	Contents
520226	SCREW HOOK M6X90MM EZP	6 mm	90 mm	28 mm	30 mm	PC	2 PCS

HANGER BOLT EZP M8X80 MM

AREA OF USE

The grub screw is used to mount two items.



Specification

Surface treatment	Zinc plated
Corrosion resistance class	C1

C1

Small Pack

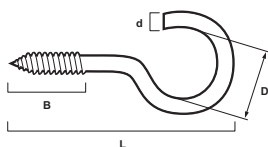
Item no	Description	Metric thread	Length	Thread length B1	Thread length B2	Packaging	Contents
517015	SCREW PIN M8X80 EZP	M8	80 mm	30 mm	40 mm	PC	2 PCS



SCREW HOOK 11

AREA OF USE

ESSVE screw hooks used for hanging various objects. Screw hook 15B is equipped with 2 nuts.



Specification

Surface treatment	Zinc plated
Corrosion resistance class	C1

C1

Small Pack

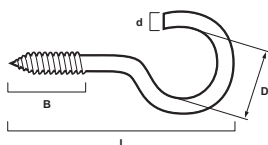
Item no	Description	Outer diameter	Length	Diameter of head	Thread length	Color	Packaging	Contents
520110	SCREW HOOK 25MM EZP	2,1 mm	25 mm	8 mm	8 mm		PC	10 PCS
520111	SCREW HOOK 30MM EZP	2,4 mm	30 mm	11 mm	10 mm		PC	8 PCS
520112	SCREW HOOK 40MM EZP	2,7 mm	40 mm	13 mm	13 mm		PC	8 PCS
520113	SCREW HOOK 50MM EZP	3,4 mm	50 mm	14 mm	18 mm		PC	6 PCS
520114	SCREW HOOK 60MM EZP	3,4 mm	60 mm	21 mm	20 mm		PC	5 PCS
520115	SCREW HOOK 80MM EZP	4,4 mm	80 mm	24 mm	25 mm		PC	4 PCS
520116	SCREW HOOK 100M EZP	5,2 mm	100 mm	26 mm	30 mm		PC	3 PCS
520129	SCREW HOOK 40MM BRASS	2,7 mm	40 mm	13 mm	12 mm		PC	6 PCS
520140	SCREW HOOK 40MM WHITE	2,7 mm	40 mm	12 mm	13 mm	White	PC	6 PCS
520142	SCREW HOOK 50MM WHITE	3,4 mm	50 mm	14 mm	18 mm	White	PC	5 PCS
520144	SCREW HOOK 60MM WHITE	4,4 mm	60 mm	18 mm	20 mm	White	PC	5 PCS



SCREW HOOK 15

AREA OF USE

ESSVE screw hooks used for hanging various objects. Screw hook 15B is equipped with 2 nuts.



Specification

Surface treatment	Zinc plated
Corrosion resistance class	C1

C1

Small Pack

Item no	Description	Outer diameter	Length	Diameter of head	Thread length	Color	Packaging	Contents
520150	SCREW HOOK 50MM EZP	4,4 mm	50 mm	18 mm	15 mm		PC	2 PCS
520152	SCREW HOOK 60MM EZP	4,7 mm	60 mm	18 mm	18 mm		PC	2 PCS
520154	SCREW HOOK 80MM EZP	6 mm	80 mm	21 mm	25 mm		PC	2 PCS
520162	SCREW HOOK 60MM WHITE	4,7 mm	60 mm	18 mm	18 mm	White	PC	2 PCS
520164	SCREW HOOK 80MM WHITE	6 mm	80 mm	25 mm	25 mm	White	PC	2 PCS

CUP HOOK 372

AREA OF USE

Flange hooks used for hanging various objects. Available in brass and white finish.



Specification

Main Materials	Brass
Corrosion resistance class	C1

C1

Small Pack

Item no	Description	Outer diameter	Length	Diameter of head	Thread length	Color	Packaging	Contents
520170	CUP HOOK BRASS 13MM	2,3 mm	13 mm	4 mm	7 mm		PC	8 PCS
520171	CUP HOOK BRASS 16MM	2,7 mm	16 mm	6 mm	8 mm		PC	8 PCS
520174	CUP HOOK BRASS 25MM	3 mm	25 mm	12 mm	10 mm		PC	6 PCS
520313	CUP HOOK WHITE 19MM	2,7 mm	19 mm	9 mm	8 mm	White	PC	4 PCS
520314	CUP HOOK WHITE 25MM	3 mm	25 mm	12 mm	10 mm	White	PC	4 PCS

CUP HOOK 374

AREA OF USE

Flange hooks used for hanging various objects. Available in brass and white finish.

Specification

Main Materials	Brass
Corrosion resistance class	C1

C1

Small Pack

Item no	Description	Outer diameter	Length	Thread length	Packaging	Contents
520292	ANGLE HOOK BRASS 19MM	2,7 mm	19 mm	8 mm	PC	6 PCS
520294	ANGLE HOOK BRASS 25MM	3 mm	25 mm	11 mm	PC	6 PCS
520295	ANGLE HOOK BRASS 30MM	3,5 mm	30 mm	14 mm	PC	4 PCS



CROWN HOOK

AREA OF USE

Crown hooks used for hanging various objects. Brass

Specification

Surface treatment	NICKEL PLATED
Corrosion resistance class	C1

C1

Small Pack

Item no	Description	Outer diameter	Length	Diameter of head	Packaging	Contents
520220	CROWN HOOK NICKEL PLATED 38MM	5,5 mm	75 mm	24 mm	PC	1 PCS
520222	CROWN HOOK NICKEL PLATED 63MM	5,5 mm	95 mm	24 mm	PC	1 PCS
520223	CROWN HOOK NICKEL PLATED 95MM	5,5 mm	125 mm	24 mm	PC	1 PCS
520227	CROWN HOOK 38MM BRASS	5,5 mm	75 mm	24 mm	PC	1 PCS
520228	CROWN HOOK 63MM BRASS	5,5 mm	95 mm	24 mm	PC	1 PCS





ANGLE HOOK

AREA OF USE

Angled hooks are used for hanging different objects.

Specification

Surface treatment	Zinc plated
Corrosion resistance class	C1

C1

Small Pack

Item no	Description	Outer diameter	Length	Thread length	Color	Packaging	Contents
520250	ANGLE HOOK 2,7X25 EZP	2,7 mm	25 mm	9 mm		PC	10 PCS
520251	ANGLE HOOK 2,7X30 EZP	2,7 mm	30 mm	12 mm		PC	10 PCS
520252	ANGLE HOOK 2,7X40 EZP	2,7 mm	40 mm	12 mm		PC	8 PCS
520253	ANGLE HOOK 3,5X50 EZP	3,5 mm	50 mm	19 mm		PC	8 PCS
520254	ANGLE HOOK 3,5X60 EZP	3,5 mm	60 mm	19 mm		PC	6 PCS
520255	ANGLE HOOK 4,4X80 EZP	4,4 mm	80 mm	25 mm		PC	6 PCS
520256	ANGLE HOOK 5,0X100 EZP	5 mm	100 mm	22 mm		PC	4 PCS
520270	ANGLE HOOK 2,7X30 BRASS	2,7 mm	30 mm	12 mm		PC	8 PCS
520271	ANGLE HOOK 2,7X40 BRASS	2,7 mm	40 mm	12 mm		PC	6 PCS
520280	ANGLE HOOK 2,7X40 WHITE	2,7 mm	40 mm	17 mm	White	PC	6 PCS
520282	ANGLE HOOK 3,5X50 WHITE	3,5 mm	50 mm	20 mm	White	PC	4 PCS
520284	ANGLE HOOK 3,5X60 WHITE	3,5 mm	60 mm	25 mm	White	PC	4 PCS



LAMP HOOK

AREA OF USE

Lamp hook used for hanging lamps from the ceiling.

Specification

Surface treatment	Zinc plated
Corrosion resistance class	C1

C1

Small Pack

Item no	Description	Outer diameter	Length	Diameter of head	Thread length	Color	Packaging	Contents
520190	LAMP HOOK EZP 4,7X50	4,7 mm	50 mm	11 mm	25 mm		PC	4 PCS
520192	LAMP HOOK EZP 4,7X50	4,7 mm	50 mm	11 mm	25 mm		PC	24 PCS
520194	LAMP HOOK EZP 4,7X75	4,7 mm	75 mm	11 mm	25 mm		PC	2 PCS
520196	LAMP HOOK EZP 4,7X75	4,7 mm	75 mm	11 mm	25 mm		PC	12 PCS
520210	LAMP HOOK WHITE 4,7X50	4,8 mm	50 mm	11 mm	25 mm	White	PC	4 PCS
520212	LAMP HOOK WHITE 4,7X75	4,8 mm	50 mm	11 mm	25 mm	White	PC	2 PCS

PICTURE HOOK

X-HOOK, BRASS

AREA OF USE

For simpler hanging in walls, e.g. pictures. Nails included. Max. 5 kg for no. 1 and 2. Max 10 kg for no. 3. Max. 15 kg for no. 4.



Nr 1 & 2

Specification

Main Materials	Brass
Corrosion resistance class	C1

C1

Standard Pro Pack

Item no	Description	No	Packaging	Contents
511521	X-HOOK BR.PL NR1- MAX 3KG	1	PC	12 PCS
511523	X-HOOK BR.PL NR2	2	PC	12 PCS
511522	X-HOOK BR.PL NR3-10KG	3	PC	8 PCS
511525	X-HOOK BR.PL NR4-15KG	4	PC	4 PCS

Small Pack

Item no	Description	Length	Diameter	No	Packaging	Contents
513500	X-HOOK BR.PL NR1-MAX 3KG			1	PC	60 PCS
513502	X-HOOK BR.PL NR2-MAX 5 KG			2	PC	60 PCS
513504	X-HOOK BR.PL NR3-MAX 10KG			3	PC	40 PCS
511540	X-PIN 26MM	26 mm	1,2 mm		PC	12 PCS
511542	X-PIN 26MM	26 mm	1,2 mm		PC	60 PCS
511544	X-PIN 35MM	35 mm	1,2 mm		PC	12 PCS
511546	X-PIN 35MM	35 mm	1,2 mm		PC	60 PCS

PLASTIC HOOK

AREA OF USE

For installation in concrete walls.



Specification

Surface treatment	Plastic
Corrosion resistance class	C1

C1

Standard Pro Pack

Item no	Description	Packaging	Contents
511526	NON-TRACE PLASTIC HOOK MINI	PC	10 PCS
511524	NON-TRACE PLASTIC HOOK MEDI	PC	10 PCS



PICTURE RAIL HOOK

AREA OF USE

For hanging pictures without affecting the wall.

Specification

Corrosion resistance class	C1
----------------------------	----

C1

Small Pack

Item no	Description	Color	Packaging	Contents
511667	PICTURE RAIL HOOK WHITE	White	PC	2 PCS
511669	PICTURE RAIL HOOK BRASS		PC	2 PCS



GROMMET

Specification

Main Materials	Brass
Corrosion resistance class	C1

C1

Small Pack

Item no	Description	Outer diameter	Diameter of head	Packaging	Contents
512560	GROMMET W PUNSCH NR 22B	8 mm	22 mm	PC	25 SET

HANGER BOLT



HANGER BOLT EZP M8X80 MM

AREA OF USE

The grub screw is used to mount two items.

Specification

Surface treatment	Zinc plated
Corrosion resistance class	C1

C1

Small Pack

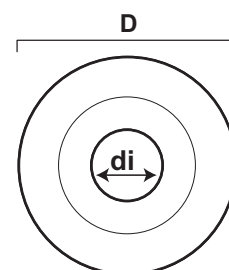
Item no	Description	Metric thread	Length	Thread length B1	Thread length B2	Packaging	Contents
517015	SCREW PIN M8X80 EZP	M8	80 mm	30 mm	40 mm	PC	2 PCS

FINISH WASHER

COUNTERSUNK WASHER

AREA OF USE

Decorative washer of nickel-plated brass. Intended for installation together with countersunk self-tapping/wood screws.



Specification

Main Materials	Brass
Corrosion resistance class	C1

C1

Small Pack

Item no	Description	Outer diameter	Diameter of head	Packaging	Contents
515901	ORNAMENT WASHER 4,2X11X1,8	4,2 mm	11 mm	PC	8 PCS
515906	ORNAMENT WASHER 5,0X13X2,1	5 mm	13 mm	PC	8 PCS
515911	ORNAMENT WASHER 6,3X14,4X2,5	6,3 mm	14 mm	PC	6 PCS

GROOVED PIN

COTTER PIN

Specification

Surface treatment	Zinc plated
Corrosion resistance class	C1

C1



Small Pack

Item no	Description	Outer diameter	Length	Diameter of head	Packaging	Contents
535104	COTTER PIN 3.7X50 EZP	3,7 mm	50 mm	3,7 mm	PC	8 PCS
535102	COTTER PIN 2.7X40 EZP	2,7 mm	40 mm	2,7 mm	PC	10 PCS
535100	COTTER PIN 2.2X40 EZP	2,2 mm	40 mm	2,2 mm	PC	12 PCS
550542	COTTER PIN 2.7X40 A4	2,7 mm	40 mm	2,7 mm	PC	4 PCS



R-SPRING CLIP

Specification

Surface treatment	Zinc plated
Corrosion resistance class	C1

C1

Small Pack

Item no	Description	Outer diameter	Length	Packaging	Contents
535110	SPRING PIN EZP 2 X 42 MM	2 mm	42 mm	PC	12 PCS
535114	SPRING PIN EZP 3 X 55 MM	3 mm	55 mm	PC	10 PCS
535116	SPRING PIN EZP 3.5 X 75 MM	3,5 mm	75 mm	PC	10 PCS
535118	SPRING PIN EZP 4 X 75 MM	4 mm	75 mm	PC	10 PCS
535120	SPRING PIN EZP 5 X 105 MM	5 mm	105 mm	PC	5 PCS

ESSVE DISTRIBUTORS

FINLAND

H&H Tuonti
Lanttikatu 1,
02770 Espoo
Finland
www.hhtuonti.fi

IRELAND

ESSVE distribution Ltd.
Unit 1 Airton Rd,
D24 TK51 Dublin
Ireland
info@essve.ie

CHILE

Tecbolt S.A.
Av. Gladys Marin N° 5760
Estación Central
Santiago of Chile
www.fijaciones.com

FRANCE

Scell-It
28 rue Paul Dubrule
59810 Lesquin
France
www.scellit.com

THE NETHERLANDS

Rotterdams Handelshuis B.V.
Wagenmakerstraat 13
2984BD Ridderkerk
the Netherlands
+31 180-441600
j.vanherk@fein.nl

NEW ZEALAND

Constructive Brands
320 Ti Rakau Drive
Burswood, Auckland
New Zealand
www.constructivebrands.co.nz
sales@constructivebrands.co.nz

ICELAND

Ferrozink
Álfhella 12-14
221 Hafnarfirdi
Iceland
www.ferrozink.is

BELGIUM

Beltracy
Bergensesteenweg, 189
B-1600 Sint-Pieters-Leeuw
Belgium
www.beltracy.be

ESSVE

Head office: Esbogatan 14,

SE-164 74 Kista

Phone +46 8 623 61 50

www.essve.com

ESSVE

GET IT DONE